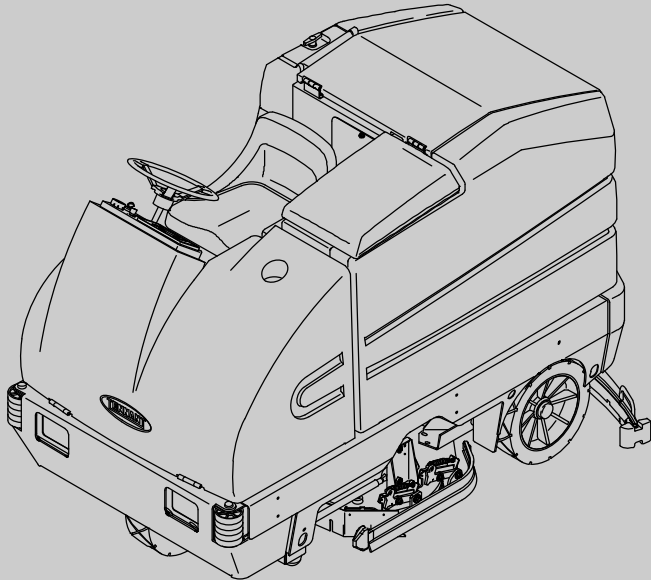
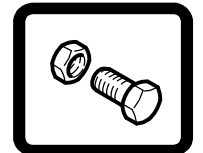




7300

(Battery)

Rider Scrubber Parts Manual



CE





For latest parts manual or other
Operator language manual, visit:

www.tennantco.com/manuals

330616
Rev. 18 (6-2014)





Ref	Part No.	Serial Number	Description	Qty.
1	82681	(000000—)	Bracket Wldt, Lpg Mount	1
2	63810	(000000—)	Latch Assy, Lpg Tank Mtg, W/Nut	4
3	51839	(000000—)	Nut Adjustable, Lpg Tank Mtg	2
4	49263	(000000—)	Tie, Cable	3
5	82556	(000000—001039)	Bracket, Vaporizer	1
6	54930	(000000—)	Vaporizer, LPG	1

HOW TO ORDER PARTS – See diagram above

Only use TENNANT Company supplied or equivalent parts. Parts and supplies may be ordered online, by phone, by fax or by mail.

Follow the steps below to ensure prompt delivery.

1. **(A)** Identify the machine model.
2. **(B)** Identify the machine serial number from the data plate.
3. **(C)** Ensure the proper serial number is used from the parts list.
4. Identify the part number and quantity.
Do not order by page or reference numbers.
5. Provide your name, company name, customer ID number, billing and shipping address, phone number and purchase order number.
6. Provide detail shipping instructions.

- (D)** ▽ – identifies an assembly
▲ – identifies parts included in assembly

Please fill out at time of installation for future reference.

Model No. – _____

Serial No. – _____

Machine Options – _____

Sales Rep. – _____

Sales Rep. phone no. – _____

Customer ID Number – _____

Installation Date – _____

Tennant N.V.

Industrielaan 6 5405 AB
P.O. Box 6 5400 AA Uden–The Netherlands
europe@tennantco.com
www.tennantco.com

Specifications and parts are subject to change without notice.

Original Instructions, copyright © 2007 – 2014 TENNANT Company, Printed in The Netherlands

BG	<p>КАК ДА ПОРЪЧВАМЕ ЧАСТИ - Вижте схемата по-горе</p> <p>Използвайте само части, доставени от TENNANT или техни еквиваленти. Частите и доставките могат да се поръчат онлайн, по телефон, факс или по пощата.</p> <p>Следвайте долупосочените стъпки, за да си осигурите бърза и точна доставка.</p> <ol style="list-style-type: none"> 1. (A) Посочете модела на машината. 2. (B) Посочете серийния номер на машината от табелката с техническите данни. 3. (C) Уверете се, че сте използвали точния серийен номер от списъка с части. 4. Посочва номера на частта и количеството. Не поръчвайте части според страницата или референтните номера. 5. Посочете своето име, наименованието на фирмата, клиентския номер, адреса за получаване на сметката и доставката, тел.номер и номера на поръчката. 6. Посочете подробни инструкции за доставката. <hr/> <p>(D) ▽ – посочва начин на монтаж ▲ – посочва частите, включени в монтажа</p>	<p>Моля, попълнете по време на монтажа за бъдеща справка.</p> <p>Модел Э – _____</p> <p>Серийен Э – _____</p> <p>Опции на машината – _____</p> <p>Търговски представител – _____</p> <p>Тел. Э на търг. представител – _____</p> <p>Клиентски Э – _____</p> <p>Дата на монтаж – _____</p>
-----------	--	--

CN	<p>如何订购部件 – 参见下表</p> <p>仅使用 TENNANT 公司提供的或同等部件。部件和供应可以在线订购，通过电话、传真或邮件订购。</p> <p>请遵循下面的步骤确保及时交付。</p> <ol style="list-style-type: none"> 1. (A) 确定机器型号。 2. (B) 从数据标签确定机器序列号。 3. (C) 确保使用部件列表中的正确序列号。 4. 确定部件号和数量。 不要按页面或参考编号订购。 5. 提供您的姓名、公司名称、客户 ID 号、付帐和送货地址、电话号码和采购单编号。 6. 提供详细的送货说明。 <hr/> <p>(D) ▽ – 确定组件 ▲ – 确定组件中包含的组件</p>	<p>请在安装时填写供未来参考。</p> <p>型号 – _____</p> <p>序列号 – _____</p> <p>机器选项 – _____</p> <p>销售代表 – _____</p> <p>销售代表电话号码 – _____</p> <p>客户 ID 编号 – _____</p> <p>安装日期 – _____</p>
-----------	--	--

CZ	<p>OBJEDNÁVÁNÍ DÍLŮ - Viz schéma výše.</p> <p>Používejte pouze díly dodané společností TENNANT Company nebo jim odpovídající. Díly a materiál lze objednat online, telefonem, faxem nebo poštou.</p> <p>Aby bylo zajištěno rychlé dodání, postupujte podle kroků uvedených níže.</p> <ol style="list-style-type: none"> 1. (A) Zjistěte model stroje. 2. (B) Zjistěte sériové číslo stroje z výrobního štítku. 3. (C) Použijte správné sériové číslo ze seznamu dílů. 4. Určete číslo a množství dílů. Neobjednávejte podle stran nebo referenčních čísel. 5. Uveďte jméno, název společnosti, číslo ID zákazníka, fakturační a dodací adresu, telefonní číslo a číslo objednávky. 6. Uveďte podrobné pokyny pro dodání. <hr/> <p>(D) ▽ – označuje sestavu ▲ – označuje díly v sestavě</p>	<p>Vypíšte během sestavování pro budoucí potřebu.</p> <p>Číslo modelu – _____</p> <p>Sériové číslo – _____</p> <p>Doplňky zařízení – _____</p> <p>Obchodní zástupce – _____</p> <p>Tel. č. obchodního zástupce – _____</p> <p>Číslo ID zákazníka – _____</p> <p>Datum instalace – _____</p>
-----------	---	--

DE	<p>BESTELLEN VON ERSATZTEILEN – Siehe oben stehendes Diagramm.</p> <p>Verwenden Sie nur von TENNANT gelieferte oder gleichwertige Ersatzteile. Ersatz- und Verschleißteile können online, telefonisch, per Fax oder per E-Mail bestellt werden.</p> <p>Befolgen Sie für eine umgehende Lieferung die folgenden Schritte.</p> <ol style="list-style-type: none"> 1. (A) Geben Sie das Modell der Maschine an. 2. (B) Geben Sie die Seriennummer der Maschine an (auf dem Datenaufkleber). 3. (C) Achten Sie darauf, dass die richtigen Seriennummer aus der Ersatzteilliste verwendet wird. 4. Geben Sie die Ersatzteilnummer und die Menge an. Bestellen Sie nicht nach Seitenzahl oder Referenznummern. 5. Geben Sie Ihren Namen, den Firmennamen, die Kundennummer, die Rechnungs- und Lieferadresse, die Telefonnummer und die Einkaufsauftragsnummer an. 6. Erteilen Sie genaue Versandanweisungen. <hr/> <p>(D) ▽ – steht für eine Einheit ▲ – steht für Einzelteile einer Einheit</p>	<p>Bitte bei der Inbetriebnahme als Referenzangabe ausfüllen.</p> <p>Modellnr. – _____</p> <p>Seriennr. – _____</p> <p>Maschinenoptionen – _____</p> <p>Verkäufer – _____</p> <p>Telefonnummer des Verkäufers – _____</p> <p>Kundennummer – _____</p> <p>Installationsdatum – _____</p>
-----------	--	--

DK	<p>BESTILLING AF RESERVEDELE – Se ovenstående tabel.</p> <p>Brug kun reservedele, der er fremstillet af TENNANT, eller dele af tilsvarende kvalitet. Reservedele og tilbehør kan bestilles online, pr. telefon, pr. fax eller pr. brev.</p> <p>Følg nedenstående trin for at sikre hurtig levering.</p> <ol style="list-style-type: none"> (A) Identificér maskinmodellen. (B) Identificér maskinens serienummer på datamærkatet. (C) Kontrollér, at det rigtige serienummer bruges i reservedelslisten. Identificér reservedelsnummeret og antallet. Bestil ikke efter side- eller referencenumre. Angiv dit navn, firmanavn, kunde-id-nummer, faktureringsadresse og leveringsadresse, telefonnummer og indkøbsordrenummer. Angiv detaljerede instruktioner til forsendelse. <hr/> <p>(D) ▽ – identificerer en enhed ▲ – identificerer reservedele i en enhed</p>	<p>Udfyld venligst på installationstidspunktet til fremtidig brug.</p> <p>Modelnr. – _____</p> <p>Serienr. – _____</p> <p>Maskineks-traudstyr – _____</p> <p>Salgskonsulent. – _____</p> <p>Salgskonsulentens tlf. – _____</p> <p>Kunde-id-nr. – _____</p> <p>Installationsdato – _____</p>
-----------	--	--

EE	<p>KUIDAS VARUOSI TELLIDA – vaadake alltoodud joonist</p> <p>Kasutage ainult TENNANT Company poolt tarnitud või samaväärseid varuosid. Varuosid ja tarvikuid saab tellida Interneti, telefoni, faksi või posti teel.</p> <p>Kiire kohaletoimetamise tagamiseks järgige alltoodud juhiseid.</p> <ol style="list-style-type: none"> (A) Märkige masina mudel. (B) Märkige andmesildil olev masina seerianumber. (C) Veenduge, et olete valinud varuosade loendist õige seerianumbri. Märkige varuosa number ja kogus. Ärge tellige lehekülje- või viitenumbri alusel. Märkige oma nimi, ettevõtte nimi, kliendinumbr ja arveldus- ja saatmisadress, telefoninumber ja ostutellimuse number. Lisage täpsed saatmisjuhised. <hr/> <p>(D) ▽ – tähistab komplekti ▲ – tähistab komplektis olevaid osi</p>	<p>Palun täitke paigaldamise ajal edaspidiseks viitamiseks.</p> <p>Mudeli number – _____</p> <p>Seerianumber – _____</p> <p>Masina lisavarustus – _____</p> <p>Müügiesindus – _____</p> <p>Müügiesinduse telefoninumber – _____</p> <p>Kliendinumber – _____</p> <p>Paigaldamise kuupäev – _____</p>
-----------	--	---

ES	<p>CÓMO SOLICITAR PIEZAS – Consulte el diagrama anterior.</p> <p>Utilice sólo las piezas suministradas por TENNANT Company o piezas equivalentes. Puede solicitar las piezas a través de internet, por teléfono, por fax o por correo.</p> <p>Siga los siguientes pasos para que la entrega sea rápida.</p> <ol style="list-style-type: none"> (A) Indique el modelo de máquina. (B) Indique el número de serie de la etiqueta de datos. (C) Asegúrese de que indica el número de serie correcto de la lista de piezas. Indique la cantidad y el número de la pieza. No realice el pedido indicando el número de página o el de referencia. Incluya su nombre, el nombre de la empresa, el ID de cliente, las direcciones de envío y facturación, el número de teléfono y el número del pedido de compra. Facilite instrucciones de envío. <hr/> <p>(D) ▽ – identifica un conjunto ▲ – identifica piezas de un conjunto</p>	<p>Rellene estos datos cuando realice la instalación para utilizarlos como referencia en el futuro.</p> <p>Nº modelo – _____</p> <p>Nº serie – _____</p> <p>Opciones de la máquina – _____</p> <p>Vendedor – _____</p> <p>Nº teléfono vendedor – _____</p> <p>Nº cliente – _____</p> <p>Fecha de instalación – _____</p>
-----------	--	---

FI	<p>KUINKA VARAOSIA TILATAAN – katso kuvaa yllä.</p> <p>Käytä ainoastaan TENNANTIN toimittamia tai niitä vastaavia varaosia. Voit tilata varaosia ja tarvikkeita internetistä, puhelimitse, faksilla tai sähköpostilla.</p> <p>Noudata seuraavia ohjeita täsmällisen toimituksen varmistamiseksi.</p> <ol style="list-style-type: none"> (A) Katso koneen malli. (B) Katso koneen sarjanumero sen tunnustarrasta. (C) Varmista, että osaluettelosta, että käytät oikeaa sarjanumeroa. Katso osanumero ja kappalemäärä. Älä tilaa ilmoittamalla sivu- tai viitenumeroita. Ilmoita nimesi, yrityksesi nimi, asiakasnumero, laskutus- ja toimitusosoite, puhelinnumero ja ostotilauksen numero. Ilmoita yksityiskohtaiset toimitusosoitteet. <hr/> <p>(D) ▽ – tarkoittaa kokoonpanoa ▲ – tarkoittaa kokoonpanoon sisältyviä osia</p>	<p>Ole hyvä ja täytä ottaessasi koneen käyttöön myöhempiä tarpeita varten.</p> <p>Mallinnumero – _____</p> <p>Sarjanumero – _____</p> <p>Koneen lisävarusteet – _____</p> <p>Myyntiedustaja – _____</p> <p>Myyntiedustajan puhelinnumero – _____</p> <p>Asiakasnumero – _____</p> <p>Asennuspäivä – _____</p>
-----------	---	--

FR	<p>COMMENT COMMANDER DES PIÈCES DÉTACHÉES – Voir le schéma ci-dessus.</p> <p>Utilisez uniquement des pièces fournies par la société TENNANT ou équivalentes. Les pièces et fournitures peuvent être commandées en ligne, par téléphone, fax, ou par courrier.</p> <p>Suivez les étapes ci-dessous pour assurer une livraison rapide.</p> <ol style="list-style-type: none"> 1. (A) Identifiez le modèle de la machine. 2. (B) Identifiez le numéro de série de la machine, à partir de l'étiquette signalétique. 3. (C) Assurez-vous que le numéro de série correct est utilisé à partir de la liste de pièces détachées. 4. Identifiez le numéro de pièce et la quantité. Ne commandez pas par page ou numéros de référence. 5. Fournissez votre nom, le nom de votre société, votre numéro d'identification de client, l'adresse de facturation et d'expédition, le numéro de téléphone et le numéro du bon de commande. 6. Fournissez des instructions d'expédition détaillées. <hr/> <p>(D) ▽ – identifie un assemblage ▲ – identifie les pièces composant l'assemblage</p>	<p>A remplir au moment de l'installation à titre de référence.</p> <p>N° du modèle – _____</p> <p>N° de série – _____</p> <p>Options de la machine – _____</p> <p>Agent commercial – _____</p> <p>N° tél. de l'agent commercial – _____</p> <p>Numéro d'identification client – _____</p> <p>Date d'installation – _____</p>
-----------	---	---

GR	<p>ΤΡΟΠΟΣ ΠΑΡΑΓΓΕΛΙΑΣ ΑΝΤΑΛΛΑΚΤΙΚΩΝ - Βλ. παραπάνω διάγραμμα.</p> <p>Χρησιμοποιήστε μόνο ανταλλακτικά παρεχόμενα από την TENNANT Company ή ισοδύναμα. Τα ανταλλακτικά και αναλώσιμα μπορούν να παραγγελθούν online, τηλεφωνικά, με φαξ ή ταχυδρομικά.</p> <p>Ακολουθήστε τα παρακάτω βήματα για να εξασφαλίσετε την έγκαιρη αποστολή τους.</p> <ol style="list-style-type: none"> 1. (A) Βρείτε το μοντέλο μηχανήματος. 2. (B) Βρείτε τον αριθμό σειράς του μηχανήματος από την ετικέτα στοιχείων. 3. (C) Βεβαιωθείτε ότι χρησιμοποιείται ο σωστός αριθμός σειράς από τον κατάλογο ανταλλακτικών. 4. Βρείτε κωδικό ανταλλακτικού και ποσότητα. Μην παραγγέλνετε βάσει σελίδας ή αριθμών αναφοράς. 5. Δώστε το όνομα σας, όνομα εταιρείας, ID (κωδικό) πελάτη, διεύθυνση τιμολόγησης και αποστολής, αριθμό τηλεφώνου και αριθμό εντολής προμήθειας. 6. Δώστε λεπτομερείς πληροφορίες αποστολής. <hr/> <p>(D) ▽ – υποδηλώνει υποσύστημα ▲ – υποδηλώνει τα μέρη που περιλαμβάνονται στο υποσύστημα</p>	<p>Παρακαλούμε συμπληρώστε κατά την ώρα της εγκατάστασης για μελλοντική αναφορά.</p> <p>Αρ. Μοντέλου – _____</p> <p>Αρ. σειράς – _____</p> <p>Επιλογές Μηχανήματος – _____</p> <p>Εκπ. πωλήσεων – _____</p> <p>Τηλ. εκπροσώπου πωλήσεων – _____</p> <p>Αριθμός πελάτη – _____</p> <p>Ημερομηνία εγκατάστασης – _____</p>
-----------	---	---

HU	<p>HOGYAN RENDELJÜNK ALKATRÉSZEKET - Lásd: fenti diagramm.</p> <p>Kizárólag TENNANT vagy azzal egyenértékű cserealkatrészeket használjon. Az alkatrészeket és anyagokat meg lehet rendelni az Interneten keresztül, vagy telefonon, faxon és e-mailben.</p> <p>A pontos szállítás érdekében kövesse az alábbi lépéseket.</p> <ol style="list-style-type: none"> 1. (A) Adja meg a gép típusát. 2. (B) Az adatcímke alapján adja meg a gép gyártási számát. 3. (C) Ügyeljen arra, hogy a megfelelő gyártási számot válassza ki az alkatrészlistáról. 4. Adja meg a rendelési számot és a mennyiséget. A rendeléshez ne az oldalszámot vagy a hivatkozási számot használja. 5. Adja meg a nevét, a cége nevét, az ügyfélaazonosító számát, a számlázási és szállítási címét, a telefonszámát és a rendelési számot. 6. Adjon részletes szállítási utasításokat. <hr/> <p>(D) ▽ – a jel csomagra utal ▲ – a jel a csomagban található alkatrészekre utal</p>	<p>A későbbi visszakeresések érdekében kérjük, hogy a rovatokat az első üzembehelyezéskor töltsse ki.</p> <p>Típuszám – _____</p> <p>Gyártási szám. – _____</p> <p>A gép felszereltsége – _____</p> <p>Kereskedelmi képviselő – _____</p> <p>Kereskedelmi képviselő telefonszáma – _____</p> <p>Ügyfél azonosító száma – _____</p> <p>Üzembehelyezés dátuma – _____</p>
-----------	---	--

IT	<p>COME ORDINARE LE PARTI – Vedere schema precedente.</p> <p>Utilizzare solo ricambi forniti da TENNANT o equivalenti. Ricambi e forniture possono essere ordinati online, per telefono, via fax o per posta elettronica.</p> <p>Per ottenere una consegna rapida, seguire i passaggi indicati di seguito.</p> <ol style="list-style-type: none"> 1. (A) Identificare il modello della macchina. 2. (B) Identificare il numero di serie della macchina dall'etichetta dei dati. 3. (C) Utilizzare il numero di serie corretto presente nell'elenco delle parti di ricambio. 4. Identificare numero di parte e quantità. Non ordinare per numero di pagina o di riferimento. 5. Fornire nome del contatto, nome della società, numero di ID cliente, indirizzo di fatturazione e di spedizione, numero di telefono e numero di ordine di acquisto. 6. Fornire istruzioni dettagliate per la spedizione. <hr/> <p>(D) ▽ – identifica un gruppo ▲ – identifica parti comprese in un gruppo</p>	<p>Compilare il modulo al momento dell'installazione per poterlo consultare in futuro in caso di necessità.</p> <p>N. Modello – _____</p> <p>N. Serie – _____</p> <p>Opzioni della macchina – _____</p> <p>Venditore – _____</p> <p>Tel. venditore – _____</p> <p>Numero ID cliente – _____</p> <p>Data di installazione – _____</p>
-----------	---	---

JP	<p>パーツの発注方法 ? 上記の図を参照してください</p> <p>TENNANT社製のパーツまたは同等品のみをお使いください。 パーツやサプライ品のご注文は、オンライン、電話、FAX、または手紙でお願いいたします。 確実にお届けできるように、以下の情報お知らせください。</p> <ol style="list-style-type: none"> (A) 製品のモデル名をお知らせください。 (B) 製品のデータラベルに印刷されているシリアル番号をお知らせください。 (C) パーツリストを参照して、シリアル番号が正しいかご確認ください。 パーツ番号と数量をお知らせください。マニュアル/カタログのページ番号や参照番号でのご注文はご遠慮ください。 お客様のお名前、会社名、顧客ID番号、請求/発送先住所、電話番号、注文書番号をお知らせください。 発送に関するご希望があれば、明記してください。 	<p>後日確認できるように、設置時に記入してください。</p> <p>モデルNo. - _____</p> <p>シリアルNo. - _____</p> <p>製品のオプション - _____</p> <p>販売代理店 - _____</p> <p>販売代理店の電話番号 - _____</p> <p>顧客ID番号 - _____</p> <p>設置日 - _____</p>
	<p>(D) ▽ - アセンブリを示します ▲ - アセンブリに含まれるパーツを示します</p>	

LT	<p>KAIP UŽSISAKYTI DALIS – žr. diagramą viršuje</p> <p>Naudokite tik "Tennant" kompanijos tiekiamas arba lygiavertes joms dalis. Dalis galite užsisakyti internetu, telefonu, faksu bei elektroniniu paštu. Kad užsakymas būtų greitai įvykdytas, laikykitės išvardytų taisyklių.</p> <ol style="list-style-type: none"> (A) Nurodykite mašinos modelį. (B) Norodyskite mašinos serijos numerį, kurį rasite ant duomenų žymės. (C) Įsitikinkite, kad nurodomas tikslus serijos numeris iš dalių sąrašo. Nurodykite dalies numerį ir reikiamą kiekį. Neužsakinėkite pagal puslapius ar nuorodas numerius. Nurodykite savo vardą, kompanijos pavadinimą, kliento ID numerį, sąskaitos išrašymo ir vežimo adresą, telefono numerį ir pirkimo užsakymo numerį. Nurodykite išsamias gabenimo instrukcijas. 	<p>Prašome užpildyti montavimo metu, siekiant gauti informaciją ateityje.</p> <p>Modelio nr. - _____</p> <p>Serijos nr. - _____</p> <p>Mašinos parinktis - _____</p> <p>Prekybos atstovas - _____</p> <p>Komivojažieriaus tel. nr. - _____</p> <p>Pirkėjo ID numeris - _____</p> <p>Sumontavimo data - _____</p>
	<p>(D) ▽ - žymi sistemą ▲ - nurodo sistemos dalis</p>	

LV	<p>KĀ PASŪTĪT REZERVES DETALĀS – Skat. diagrammu iepriekš</p> <p>izmantojiet tikai TENNANT Company piegādātās vai tām līdzvērtīgas rezerves detaļas. Daļas un piegādi var pasūtīt internetā, pa tālruni, pa faksu vai pastu. Lai nodrošinātu savlaicīgu piegādi, sekojiet zemāk aprakstītajiem soļiem.</p> <ol style="list-style-type: none"> (A) Nosakiet mašīnas modeli. (B) Nosakiet mašīnas sērijas numuru un tehnisko datu uzlīmes. (C) Pārliedzieties, ka tiek uzrakstīts attiecīgais sērijas numurs no detaļu saraksta. Nosakiet detaļas numuru un skaitu. Veicot pasūtījumus neatsaucieties uz lapušu vai norādes numuriem. Uzrakstiet savu vārdu, uzņēmuma nosaukumi, klienta identitātes numuru, adresi rēķina piesūtīšanai un piegādei un pirkuma pasūtījuma numuru. Sniedziet detalizētu informāciju par piegādi. 	<p>Veicot uzstādīšanu, lūdzam pierakstīt attiecīgo informāciju izmantošanai turpmāk.</p> <p>Modeļa Nr. - _____</p> <p>Sērijas Nr. - _____</p> <p>Iekārtas papildaprīkojums - _____</p> <p>Pārdošanas pārst. - _____</p> <p>Pārdošanas pārst. tālr. Nr. - _____</p> <p>Klienta identitātes numuru - _____</p> <p>Uzstādīšanas datums - _____</p>
	<p>(D) ▽ - nosaka ierīci ▲ - nosaka detaļas, kas ir komplektā ar ierīci</p>	

NL	<p>HOE ONDERDELEN TE BESTELLEN – Zie schema hierboven.</p> <p>Gebruik alleen onderdelen die door TENNANT Company zijn geleverd of soortgelijke onderdelen. Onderdelen en voorraden kunnen online, per telefoon, fax of schriftelijk besteld worden. Volg de stappen hieronder om een juiste levering te garanderen.</p> <ol style="list-style-type: none"> (A) Bepaal het machinemodel. (B) Lees het serienummer van de machine af van het gegevenslabel. (C) Zorg dat het juiste serienummer wordt gebruikt uit de onderdelenlijst. Bepaal het artikelnummer en het aantal. Bestel niet aan de hand van pagina's of referentienummers Geef uw naam, bedrijfsnaam, klantnummer, factuur- en leveringsadres, telefoonnummer en bestelnummer op. Geef gedetailleerde leveringsinstructies op. 	<p>Vul tijdens installatie de onderstaande gegevens in voor eventueel toekomstig gebruik.</p> <p>Modelnr. - _____</p> <p>Serienr. - _____</p> <p>Machine-opties - _____</p> <p>Verkoopvert. - _____</p> <p>Telnr. verkoopvert. - _____</p> <p>Klantnummer - _____</p> <p>Installatiedatum - _____</p>
	<p>(D) ▽ - geeft een eenheid aan ▲ - geeft de onderdelen van de eenheid aan</p>	

NO	<p>HVORDAN BESTILLE DELER – Se diagram over.</p> <p>Bruk kun deler levert av TENNANT Company eller ekvivalente deler. Deler og forsyninger kan bestilles online, per telefon, per faks eller per post.</p> <p>Følg trinnene under for å sikre rask levering.</p> <ol style="list-style-type: none"> 1. (A) Angi maskinmodellen. 2. (B) Angi maskinens serienummer fra typeskiltet. 3. (C) Forsikre deg om at korrekt serienummer brukes fra delelisten. 4. Angi delenummer og antall. Bestill ikke ut fra side- eller referansenumre. 5. Angi ditt navn, firmanavn, kunde-ID-nummer, fakturerings- og forsendelsesadresse, telefonnummer og innkjøpsordnummer. 6. Angi detaljerte forsendelsesinstruksjoner. <hr/> <p>(D) ▽ – angir en delegruppe ▲ – angir deler inkludert i en delegruppe</p>	<p>Fyll ut ved installasjonstidspunkt for fremtidig bruk.</p> <p>Modellnr. – _____</p> <p>Serienr. – _____</p> <p>Maskinens tillegg – _____</p> <p>Salgsrep. – _____</p> <p>Salgsrep. telefonnr. – _____</p> <p>Kunde-ID-nummer – _____</p> <p>Installasjonsdato – _____</p>
-----------	---	---

PL	<p>JAK ZAMAWIAĆ CZĘŚCI - patrz schemat powyżej.</p> <p>Należy używać wyłącznie części dostarczanych przez firmę TENNANT Company lub równoważnych. Części i dostawy mogą być zamawiane online, przez telefon, faksem lub pocztą.</p> <p>Aby zapewnić szybką dostawę, należy przestrzegać następujących wskazówek.</p> <ol style="list-style-type: none"> 1. (A) Określić model maszyny. 2. (B) Określić numer seryjny maszyny znajdujący się na tabliczce znamionowej. 3. (C) Odszukać ten numer seryjny w wykazie części. 4. Określić numer części i ilość. Nie zamawiać na podstawie numeru strony lub liczby porządkowej wykazu. 5. Podać swoje nazwisko, nazwę firmy, numer identyfikacyjny klienta, adres dostawy i dostarczenia rachunku, numer telefonu i numer zamówienia zakupu. 6. Podać dokładne instrukcje dotyczące dostawy. <hr/> <p>(D) ▽ – oznacza zespół ▲ – oznacza część w zespole</p>	<p>Prosimy wpisać datę instalacji do późniejszego wykorzystania.</p> <p>Nr modelu – _____</p> <p>Nr seryjny – _____</p> <p>Opcje maszyny – _____</p> <p>Przedst. sprzedaży – _____</p> <p>Nr tel. przedst. sprzed. – _____</p> <p>Nr ident. klienta – _____</p> <p>Data instalacji – _____</p>
-----------	--	---

PT G	<p>COMO ENCOMENDAR PEÇAS – Consulte o diagrama acima.</p> <p>Utilize apenas peças fornecidas pela TENNANT Company ou equivalentes. As peças e consumíveis podem ser encomendados online, por telefone, fax ou correio.</p> <p>Siga os passos abaixo para garantir uma entrega rápida.</p> <ol style="list-style-type: none"> 1. (A) Identifique o modelo da máquina. 2. (B) Identifique o número de série da máquina que se encontra na etiqueta de dados. 3. (C) Certifique-se de que usa o número de série correcto da lista de peças. 4. Identifique o número de produto e a quantidade. Não encomende através de números de página ou de referência. 5. Forneça o seu nome, o nome da empresa, o número de ID do cliente, os endereços de facturação e entrega, o número de telefone e o número da nota de encomenda. 6. Forneça instruções de entrega detalhadas. <hr/> <p>(D) ▽ – identifica uma unidade ▲ – identifica peças incluídas numa unidade</p>	<p>Preencha na altura da instalação para futura referência.</p> <p>Modelo nº – _____</p> <p>Nº de série – _____</p> <p>Opcões da máquina – _____</p> <p>Vendedor – _____</p> <p>Telefone do vendedor – _____</p> <p>Número de ID do cliente – _____</p> <p>Data de instalação – _____</p>
-------------	--	--

RU	<p>КАК ЗАКАЗАТЬ ЗАПЧАСТИ - См. схему ниже.</p> <p>Используйте только запчасти, поставляемые компанией TENNANT или их аналоги. Запасные части и расходные материалы можно заказать в режиме онлайн, телефоном, факсом или электронной почтой.</p> <p>Для своевременной доставки следуйте описанным ниже инструкциям.</p> <ol style="list-style-type: none"> 1. (A) Укажите модель машины. 2. (B) Укажите серийный номер машины, обозначенный на табличке технических данных. 3. (C) Удостоверьтесь, что надлежащий серийный номер перечислен в списке запчастей. 4. Укажите номер детали и нужное количество. Не используйте номера страниц или ссылок. 5. Укажите свое имя, название компании, идентификационный номер покупателя, расчетный адрес и адрес доставки, телефонный номер и номер заказа на покупку. 6. Укажите подробные сведения о доставке. <hr/> <p>(D) ▽ – означает узел ▲ – обозначает деталь узла</p>	<p>Во время установки заполните, пожалуйста, эти сведения для того, чтобы ссылаться в дальнейшем.</p> <p>Модель Э – _____</p> <p>Серийный Э – _____</p> <p>Опции машины – _____</p> <p>Торговый представитель – _____</p> <p>Телефон торгового представителя – _____</p> <p>Идент. номер покупателя – _____</p> <p>Дата установки – _____</p>
-----------	--	--

SE	<p>BESTÄLLNING AV RESERVDELAR – Se ovanstående schema.</p> <p>Använd endast delar från Tennant Company eller likvärdiga. Delar och material kan beställas online, telefoniskt, per fax eller post.</p> <p>Följ nedanstående steg för en snabb leverans.</p> <ol style="list-style-type: none"> (A) Identifiera maskinens modell. (B) Identifiera maskinens serienummer på typskylten. (C) Kontrollera att rätt serienummer används från dellistan. Identifiera artikelnumret och mängden. Beställ inte med hjälp av sido- eller referensnummer. Uppge ditt namn, företagets namn, kundens ID-nummer, faktura- och leveransadress, telefonnummer och ordernumret vid inköp. Ge detaljerade transportanvisningar. 	<p>Fyll i vid installation och spar för framtida bruk.</p> <p>Modellnr. – _____</p> <p>Serienr. – _____</p> <p>Tilvalsutrustning – _____</p> <p>Försäljare – _____</p> <p>Försäljarens tel.nr. – _____</p> <p>Kundnummer – _____</p> <p>Installationsdatum – _____</p>
	<p>(D) ▽ – identifierar en modul ▲ – identifierar delar som ingår i en modul</p>	

SK	<p>POSTUP PRI OBJEDNÁVANÍ ČASTÍ - Pozri vyššie uvedený diagram.</p> <p>Využívajte výhradne dielce dodané spoločnosťou TENNANT, alebo ich ekvivalenty. Dielce a položky je možné objednať online, telefonicky, faxom, alebo poštou.</p> <p>Na zabezpečenie promptného doručenia sa riadte nasledovnými krokmi.</p> <ol style="list-style-type: none"> (A) Identifikujte model stroja. (B) Z etikety s údajmi identifikujte sériové číslo stroja. (C) Ubezpečte sa, že ste zadali správne sériové číslo zo zoznamu dielcov. Identifikujte číslo dielu a množstvo. Neobjednávajte pomocou čísel strán, alebo referenčných čísel. Zadajte Vaše meno, meno spoločnosti, ID číslo zákazníka, fakturačnú a prepravnú adresu, telefónne číslo a objednávacie číslo dielu. Uvedte podrobné prepravné pokyny. 	<p>Vypíšte prosím pri inštalácii pre prípad potreby v budúcnosti.</p> <p>č. modelu – _____</p> <p>Sériové č. – _____</p> <p>Zvláštne príslušenstvo stroja – _____</p> <p>Obchodné zastúpenie – _____</p> <p>Obch. zastúpenie tel. č. – _____</p> <p>ID č. zákazníka – _____</p> <p>Dátum inštalácie – _____</p>
	<p>(D) ▽ – identifikuje sadu ▲ – identifikuje časti sady</p>	

SL	<p>NAROČANJE NADOMESTNIH DELOV - glejte zgornjo sliko.</p> <p>Uporabljajte samo originalne nadomestne dele Tennant ali enakovredne dele. Dele in potrošni material lahko naročite prek spleta, po telefonu, faksu ali pošti.</p> <p>Za zagotovitev čimbolj hitre dostave sledite spodnjim navodilom.</p> <ol style="list-style-type: none"> (A) Ugotovite model stroja. (B) Na ploščici s podatki poiščite serijsko številko stroja. (C) Poskrbite, da na seznamu nadomestnih delov poiščete pravilno serijsko številko. Poiščite številko dela in potrebno količino. Pri naročilih ne navajajte strani ali referenčne številke. Navedite svoje ime, ime podjetja, ID številko stranke, naslova za dostavo in izdajo računa, telefonsko številko in številko naročila. Navedite podrobna navodila za dostavo. 	<p>Prosimo, da ob vgradnji izpolnite te podatke, da vam bodo v prihodnje na voljo.</p> <p>Št. modela – _____</p> <p>Serijska številka – _____</p> <p>Dodatna oprema stroja – _____</p> <p>Prodajni predstavnik – _____</p> <p>Telefonska št. prodajnega predstavnika – _____</p> <p>Številka stranke – _____</p> <p>Datum vgradnje – _____</p>
	<p>(D) ▽ – označuje sklop ▲ – označuje dele sklopa</p>	

TR	<p>PARÇALARIN SİPARİŞ EDİLMESİ - Yukarıdaki şemaya bakın.</p> <p>Yalnızca TENNANT Company'den sağlanan veya eşdeğerde parçalar kullanın. Parça veya sarf malzemeleri çevrimiçi olarak, telefonla, faksla veya postayla sipariş edilebilir.</p> <p>Zamanında teslimatı sağlamak için aşağıdaki adımları izleyin.</p> <ol style="list-style-type: none"> (A) Makine modelini belirtin. (B) Veri etiketinden makine seri numarasını belirtin. (C) Parça listesinden uygun seri numarasının kullanıldığından emin olun. Parça numarasını ve miktarını belirtin. Sayfa veya referans numaralarını kullanarak sipariş vermeyin. Adınızı, şirketinizin adını, müşteri kimlik numaranızı, faturalama ve sevkiyat adreslerini, telefon numarasını ve satın alma siparişi numarasını belirtin. Ayrıntılı sevkiyat talimatlarını belirtin. 	<p>İleri tarihlerde başvurmak için lütfen kurulum sırasında doldurun.</p> <p>Model No. - _____</p> <p>Seri No. - _____</p> <p>Makine Seçenekleri - _____</p> <p>Satış Temsilcisi - _____</p> <p>Satış Temsilcisi telefon no. - _____</p> <p>Müşteri Kimlik Numarası - _____</p> <p>Kurulum Tarihi - _____</p>
	<p>(D) ▽ – bir tertibatı belirtir ▲ – tertibattaki parçaları belirtir</p>	

GENERAL RECOMMENDED MAINTENANCE

Fig. 1 – General Recommended Maintenance Items

Ref.	Part No.	Serial Number	Description	Qty.
	387660	(0000–) Tire Assy, Solid, 16.2x6.0 5.7bc/5bolt	1
	387014	(0000–) Tire Assy, 16 X 5 X 12.12	2
	66213	(0000–) Kit, Brake	2
	66211	(0000–) Brake Shoes	2
	1037822	(0000–) Filter, Panl, Dust, 2.0 X 06.1 X 07.6	1
	387023	(0000–) Hose, Vacuum	1
	386267	(0000–) Hose, Vacuum, 91.0l	1
	20833	(0000–) Wheel, 3.0d 1.38w 0.50b	2
	223044	(0000–) Headlight, 36vdc, 15cp 0.7a [#0534242]	2
	386053	(0000–) Belt, Drive (Cylindrical Brush)	1
	71101	(0000–) Cable, .12d, 13.3l, .2clevis/.2clevis	1
▽	386020	(0000–) Kit, Maint, 800hr, [7300–Mp1000–Disk]	1
▲	386284	(0000–) Blade, Sqge, Rear	1
▲	386283	(0000–) Blade, Sqge, Front	1
▲	386387	(0000–) Skirt, Front, Scrub Head, 2–Brush, Ele	1
▲	386388	(0000–) Skirt, Rear, Scrub Head, 2–Brush, Ele	1
▲	387294	(0000–) Skirt, Side, Scrbr Head, Ele	1
▲	386260	(0000–) Squeegee, Side	1
▲	20833	(0000–) Wheel, 3.0d 1.38w 0.50b	1
▲	71101	(0000–) Cable, .12d, 13.3l, .2clevis/.2clevis	1
▲	387023	(0000–) Hose, Vacuum	1
▲	386267	(0000–) Hose, Vacuum, 91.0l	1
▲	1037822	(0000–) Filter, Panl, Dust, 2.0 X 06.1 X 07.6	1
▲	66213	(0000–) Kit, Brake	1
▲	386223	(0000–) Gasket, Tank, Recovery	1
▲	79320	(0000–) Gasket, Cap, Drain	1
▲	223264	(0000–) Seal, Rbr, Clsd, 0.25th, 5.8d 03.3h	1
▲	386323	(0000–) Gasket, Mtg, Fan	1
▽	386021	(0000–) Kit, Maint, 800hr, [7300–Mp1200–Disk]	1
▲	386834	(0000–) Blade, Sqge, Rear 48.0l	1
▲	386833	(0000–) Blade, Sqge, Front 48.0l	1
▲	386825	(0000–) Skirt, Front, Scrub Head, 3–Brush, Ele	1
▲	386826	(0000–) Skirt, Rear, Scrub Head, 3–Brush, Ele	1
▲	386260	(0000–) Squeegee, Side	1
▲	20833	(0000–) Wheel, 3.0d 1.38w 0.50b	1
▲	71101	(0000–) Cable, .12d, 13.3l, .2clevis/.2clevis	1
▲	387023	(0000–) Hose, Vacuum	1
▲	386267	(0000–) Hose, Vacuum, 91.0l	1
▲	1037822	(0000–) Filter, Panl, Dust, 2.0 X 06.1 X 07.6	1
▲	66213	(0000–) Kit, Brake	1
▲	386223	(0000–) Gasket, Tank, Recovery	1
▲	79320	(0000–) Gasket, Cap, Drain	1
▲	223264	(0000–) Seal, Rbr, Clsd, 0.25th, 5.8d 03.3h	1
▲	386323	(0000–) Gasket, Mtg, Fan	1
▲	1057707	(0000–) Oil, Hyd [El, Iso 32, 01gal]	1
▲	1057708	(0000–) Oil, Hyd [El, Iso 32, 05gal]	1

GENERAL RECOMMENDED MAINTENANCE

Fig. 1 – General Recommended Maintenance Items

Ref.	Part No.	Serial Number	Description	Qty.
▽	386022	(0000–) Kit, Maint, 800hr, [7300–Mp1000–Cyl]	1
▲	386284	(0000–) Blade, Sqge, Rear	1
▲	386283	(0000–) Blade, Sqge, Front	1
▲	20833	(0000–) Wheel, 3.0d 1.38w 0.50b	1
▲	71101	(0000–) Cable, .12d, 13.3l, .2clevis/.2clevis	1
▲	387023	(0000–) Hose, Vacuum	1
▲	386267	(0000–) Hose, Vacuum, 91.0l	1
▲	386053	(0000–) Belt, Drive	1
▲	1037822	(0000–) Filter, Panl, Dust, 2.0 X 06.1 X 07.6	1
▲	66213	(0000–) Kit, Brake	1
▲	386223	(0000–) Gasket, Tank, Recovery	1
▲	79320	(0000–) Gasket, Cap, Drain	1
▲	223264	(0000–) Seal, Rbr, Clsd, 0.25th, 5.8d 03.3h	1
▲	386323	(0000–) Gasket, Mtg, Fan	1
▽	386023	(0000–) Kit, Maint, 800hr, [7300–Mp1200–Cyl]	1
▲	386834	(0000–) Blade, Sqge, Rear 48.0l	1
▲	386833	(0000–) Blade, Sqge, Front 48.0l	1
▲	20833	(0000–) Wheel, 3.0d 1.38w 0.50b	1
▲	71101	(0000–) Cable, .12d, 13.3l, .2clevis/.2clevis	1
▲	387023	(0000–) Hose, Vacuum	1
▲	386267	(0000–) Hose, Vacuum, 91.0l	1
▲	386053	(0000–) Belt, Drive	1
▲	1037822	(0000–) Filter, Panl, Dust, 2.0 X 06.1 X 07.6	1
▲	66213	(0000–) Kit, Brake	1
▲	386223	(0000–) Gasket, Tank, Recovery	1
▲	79320	(0000–) Gasket, Cap, Drain	1
▲	223264	(0000–) Seal, Rbr, Clsd, 0.25th, 5.8d 03.3h	1
▲	386323	(0000–) Gasket, Mtg, Fan	1
▽	387506	(0000–) Kit, Maint, 800hr [7300–Mp1200–Disk–Vac]	1
▲	386284	(0000–) Blade, Sqge, Rear	1
▲	386283	(0000–) Blade, Sqge, Front	1
▲	386285	(0000–) Clamp Wldt, Front	1
▲	386286	(0000–) Clamp Wldt, Rear	1
▲	386260	(0000–) Squeegee, Side	1
▲	20833	(0000–) Wheel, 3.0d 1.38w 0.50b	1
▲	71101	(0000–) Cable, .12d, 13.3l, .2clevis/.2clevis	1
▲	387023	(0000–) Hose, Vacuum	1
▲	386514	(0000–) Hose, Vacuum, 58.5l	1
▲	1005026	(Nov2003–) Kit, Modif, Ftg Location, [Discvac]	1
▲	11399	(0000–) Clamp, Hose, Wormdrive, 0.81–1.50d	1
▲	387545	(0000–) Blade Assy, Sqge, Side	1
▲	387546	(0000–) Blade, Squeegee	1
▲	386326	(0000–) Filter, Fan	1
▲	66213	(0000–) Kit, Brake	1
▲	386223	(0000–) Gasket, Tank, Recovery	1
▲	79320	(0000–) Gasket, Cap, Drain	2
▲	223264	(0000–) Seal, Rbr, Clsd, 0.25th, 5.8d 03.3h	1
▲	386323	(0000–) Gasket, Mtg, Fan	1
	387256	(0000–Nov2003) Hose, Vacuum, 35.0l	1
	387517	(0000–Nov2003) Hose Assy, W/2 Cuff, 1.0d 41.0l	1

SECTION 2

Contents	Page
Fig. 1 – General Recommended Maintenance Items	2-2
Fig. 2 – Replacement Brushes for MaxPro 1200	2-4
Fig. 3 – Main Frame Group	2-6
Fig. 4 – Front Covers Group	2-8
Fig. 5 – Rear Covers Group	2-10
Fig. 6 – Instrument Panel Group	2-12
Fig. 7 – Steering Group	2-14
Fig. 8 – Power Steering Group	2-16
Fig. 9 – Hydraulic Hose Group, Power Steering	2-18
Fig. 10 – Hydraulic Schematic, Power Steering	2-19
Fig. 11 – Seat Group	2-20
Fig. 12 – Directional Pedal Group	2-22
Fig. 13 – Front Drive Wheel Group	2-24
Fig. 14 – Brake Pedal Group	2-26
Fig. 15 – Rear Wheel And Brake Group	2-28
Fig. 16 – Solution Control Group	2-30
Fig. 17 – ES Solution Tank Group	2-32
Fig. 18 – ES Drain Group	2-34
Fig. 19 – ES Pump Group	2-36
Fig. 20 – ES Recovery Tank Group	2-38
Fig. 21 – ES Clean-Out Wand Group	2-40
Fig. 22 – FaST Solution Tank Group	2-42
Fig. 23 – FaST Recovery Tank Group	2-44
Fig. 24 – FaST Solution Pump Group (0000-1385)	2-46
Fig. 25 – FaST Air Pump and Detergent Group (0000-1385)	2-48
Fig. 26 – FaST Foam Filter Group (0000-1385)	2-50
Fig. 27 – FaST Pumps and Detergent Group (1385-)	2-52
Fig. 28 – Recovery Tank Drain Group	2-54
Fig. 29 – Vacuum Fan Group	2-56
Fig. 30 – Scrub Head Lift Group	2-58
Fig. 31 – Max Pro 1000 (Disc-Brush) Scrub Head Frame Group	2-60
Fig. 32 – Max Pro 1000 (Disc-Brush) Scrub Head Linkage Group	2-62
Fig. 33 – Max Pro 1000 (Disc-Brush) Solution Valve Group	2-64
Fig. 34 – Max Pro 1000 (Disc-Brush) Solution Valve Group (FaST/ec-H2O)	2-66
Fig. 35 – Max Pro 1000 (Disc-Brush) Edge Scrub Group	2-68
Fig. 36 – Max Pro 1000 (Disc-Brush) Right Side Squeegee Group	2-70
Fig. 37 – Max Pro 1000 (Disc-Brush) Left Side Squeegee Group	2-72
Fig. 38 – Rear Squeegee Linkage Group	2-74
Fig. 39 – Rear Squeegee Lift Group	2-76

Contents	Page
Fig. 40 – Max Pro 1000 Rear Squeegee Group (0000-0599)	2-78
Fig. 41 – Max Pro 1000 Rear Squeegee Group (0600-)	2-80
Fig. 42 – Control Box Circuit Breaker Group	2-82
Fig. 43 – Control Box Contactor Group (0000-0313)	2-84
Fig. 44 – Control Box Contactor Group (0314-)	2-86
Fig. 45 – Control Box Wires Group (0000-0313)	2-88
Fig. 46 – Control Box Wires Group (0314-)	2-90
Fig. 47 – Circuit Board Group	2-92
Fig. 48 – FaST Electrical Group (0000-1384)	2-94
Fig. 49 – FaST Electrical Group (1385-)	2-96
Fig. 50 – Electrical Schematic (0000-1384)	2-98
Fig. 51 – Electrical Schematic (1385-)	2-102
Fig. 52 – Main Wire Harness Group	2-107
Fig. 53 – FaST Wire Harness Group (0000-1384)	2-117
Fig. 54 – FaST Wire Harness Group (1385-)	2-118
Fig. 55 – Label Group	2-119

Fig. 1 – Replacement Brushes for MaxPro 1000

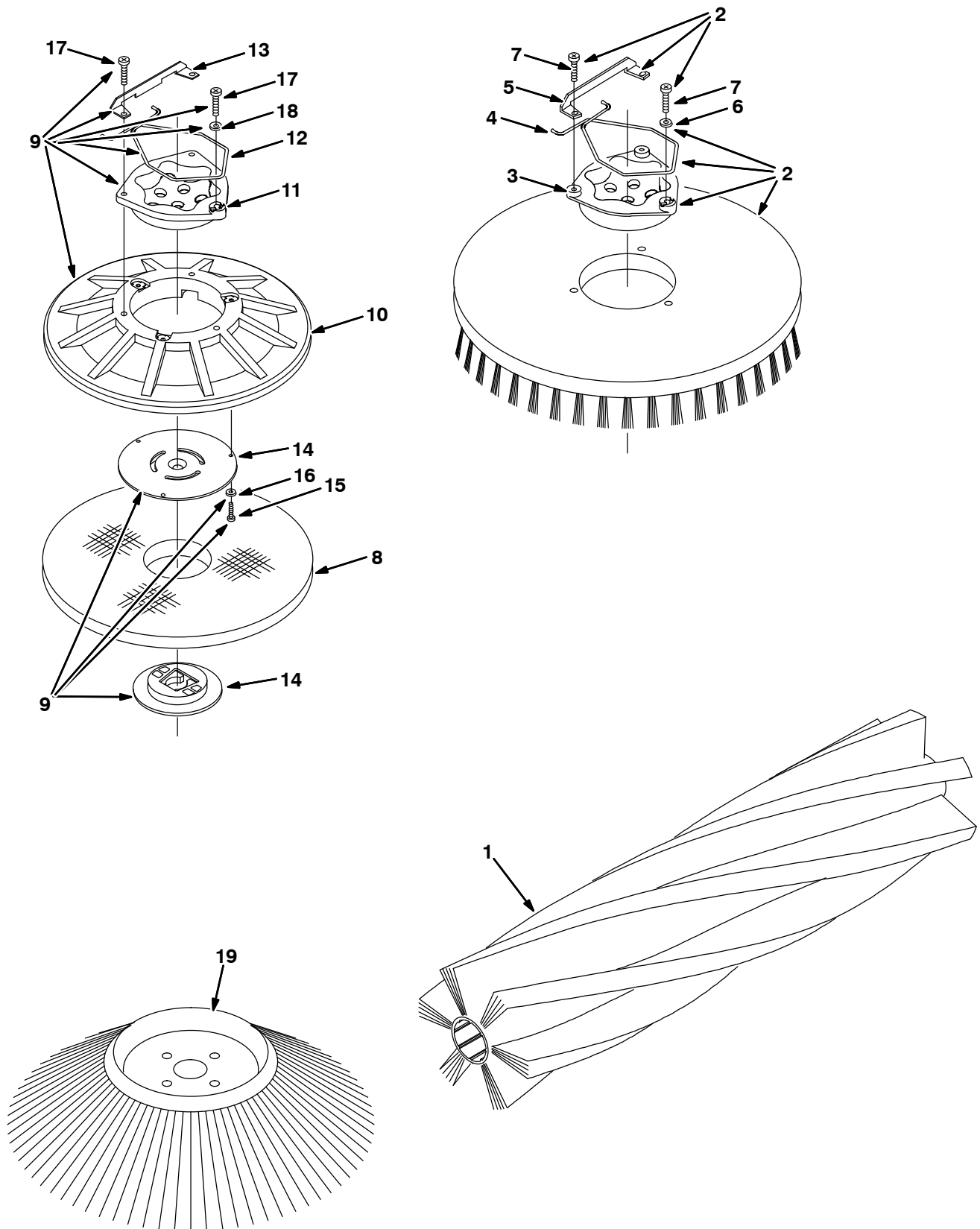


Fig. 1 - Replacement Brushes for MaxPro 1000

	Ref.	Part No.	Serial Number	Description	Qty.
	1	386230	(0000-) Brush, Scrub, 39l, 20sr, Pyp, Spl	2
	1	386240	(0000-) Brush, Scrub, 39l, 20sr, Super Abr, Spl	2
	1	386250	(0000-) Brush, Scrub, 39l, 20sr, Nyl, Spl	2
▽	2	14967	(0000-) Brush Assy, Disk, Scb, 20.0 D, Nyl	2
▲	3	15539	(0000-) Adaptor, Brush	1
▲	4	14838	(0000-) Spring, Wir, 0.16d, Brush Retaining	1
▲	5	24299	(0000-) Bracket, Retainer, Spring	1
▲	6	01684	(0000-) Washer, Flt, .25 Ss	1
▲	7	32746	(0000-) Screw, Pan, M06 X 1.0 X 35, Ss	3
▽	2	14953	(0000-) Brush Assy, Disk, Scb, 20.0 D, Pyp	2
▲	3	15539	(0000-) Adaptor, Brush	1
▲	4	14838	(0000-) Spring, Wir, 0.16d, Brush Retaining	1
▲	5	24299	(0000-) Bracket, Retainer, Spring	1
▲	6	01684	(0000-) Washer, Flt, .25 Ss	1
▲	7	32746	(0000-) Screw, Pan, M06 X 1.0 X 35, Ss	3
▽	2	378951	(0000-) Brush Assy, Disk, Scb, 20.0 D, Super Abr	2
▲	3	15539	(0000-) Adaptor, Brush	1
▲	4	14838	(0000-) Spring, Wir, 0.16d, Brush Retaining	1
▲	5	24299	(0000-) Bracket, Retainer, Spring	1
▲	6	01684	(0000-) Washer, Flt, .25 Ss	1
▲	7	32746	(0000-) Screw, Pan, M06 X 1.0 X 35, Ss	3
	8	17260	(0000-) Pad, Polish, 20.0d, White	2
	8	17261	(0000-) Pad, Buff, 20.0d, Red	2
	8	17262	(0000-) Pad, Scrub, 20.0d, Blue	2
	8	17263	(0000-) Pad, Strip, 20.0d, Brown	2
	8	370094	(0000-) Pad, Stripping, 20.0D[Hi Prod,Black	2
▽	9	397920	(0000-) Driver Assy, Pad, 20.0D	2
▲	10	370080	(0000-) Disk, Pad Drive, W/ Face, 20d	1
▲	11	15539	(0000-) Adaptor, Brush	1
▲	12	14838	(0000-) Spring, Wir, 0.16d, Brush Retaining	1
▲	13	24299	(0000-) Bracket, Retainer, Spring	1
▲	14	370090	(0000-) Device, Centering	1
▲	15	09198	(0000-) Screw, Pan, M04 X 0.7 X 35, Ss	3
▲	16	41579	(0000-) Washer, Flt, #08 Ss	3
▲	17	32746	(0000-) Screw, Pan, M06 X 1.0 X 35, Ss	3
▲	18	01684	(0000-) Washer, Flt, .25 Ss	1
	19	87419	(0000-) Brush, Disk, Swp, 19.0D, Pyp (Option)	1

Fig. 2 - Replacement Brushes for MaxPro 1200

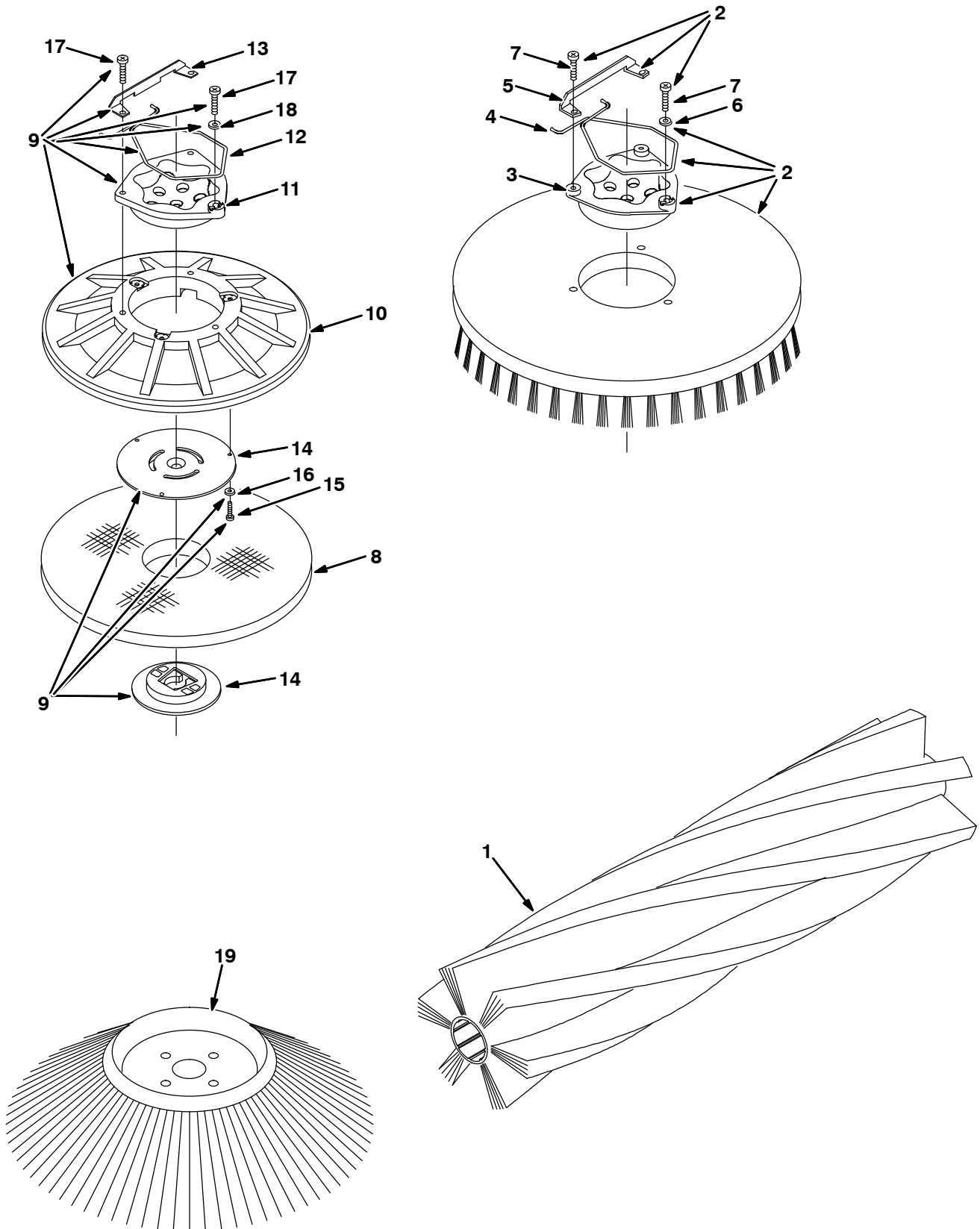


Fig. 2 - Replacement Brushes for MaxPro 1200

Ref.	Part No.	Serial Number	Description	Qty.
	1	386231	(0000-) Brush, Scrub, 47l, 20sr, Pyp, Spl	2
	1	386241	(0000-) Brush, Scrub, 47l, 20sr, Super Abr, Spl	2
	1	386251	(0000-) Brush, Scrub, 47l, 20sr, Nyl, Spl	2
▽	2	1042504	(0000-) Brush Assy, Disk, Scb, 16.0D, Super Abrasive	3
▲	3	1017368	(0000-) Hub, Drive, Brush, Disk, 3 Hole 5.8Bc	1
▲	4	14838	(0000-) Spring, Wir, 0.16d, Brush Retaining	1
▲	5	24299	(0000-) Bracket, Retainer, Spring	1
▲	6	01684	(0000-) Washer, Flt, .25 Ss	1
▲	7	32746	(0000-) Screw, Pan, M06 X 1.0 X 35, Ss	3
▽	2	1042499	(0000-) Brush Assy, Disk, Scb, 16.0D, Nylon	3
▲	3	1017368	(0000-) Hub, Drive, Brush, Disk, 3 Hole 5.8Bc	1
▲	4	14838	(0000-) Spring, Wir, 0.16d, Brush Retaining	1
▲	5	24299	(0000-) Bracket, Retainer, Spring	1
▲	6	01684	(0000-) Washer, Flt, .25 Ss	1
▲	7	32746	(0000-) Screw, Pan, M06 X 1.0 X 35, Ss	3
▽	2	30241	(0000-) Brush Assy, Disk, Scb, 16.0 D, Pyp	3
▲	3	1017368	(0000-) Hub, Drive, Brush, Disk, 3 Hole 5.8Bc	1
▲	4	14838	(0000-) Spring, Wir, 0.16d, Brush Retaining	1
▲	5	24299	(0000-) Bracket, Retainer, Spring	1
▲	6	01684	(0000-) Washer, Flt, .25 Ss	1
▲	7	32746	(0000-) Screw, Pan, M06 X 1.0 X 35, Ss	3
	8	63248-1	(0000-) Pad, Strip, 16.0d, Brown	3
	8	63248-2	(0000-) Pad, Scrub, 16.0d, Blue	3
	8	63248-3	(0000-) Pad, Buff, 16.0d, Red	3
	8	63248-4	(0000-) Pad, Polish, 16.0d, White	3
	8	370092	(0000-) Pad, Stripping, 16.0d[Hi Prod,Black	3
▽	9	397916	(0000-) Driver Assy, Pad, 16D	3
▲	10	397976	(0000-) Disk, Pad Driver, W/Face, 16D	1
▲	11	15539	(0000-) Adaptor, Brush	1
▲	12	14838	(0000-) Spring, Wir, 0.16d, Brush Retaining	1
▲	13	24299	(0000-) Bracket, Retainer, Spring	1
▲	14	370095	(0000-) Device, Centering	1
▲	15	09198	(0000-) Screw, Pan, M04 X 0.7 X 35, Ss	3
▲	16	41579	(0000-) Washer, Flt, #08 Ss	3
▲	17	32746	(0000-) Screw, Pan, M06 X 1.0 X 35, Ss	3
▲	18	01684	(0000-) Washer, Flt, .25 Ss	1
	19	87419	(0000-) Brush, Disk, Swp, 19.0D, Pyp (Option)	1

Fig. 3 - Main Frame Group

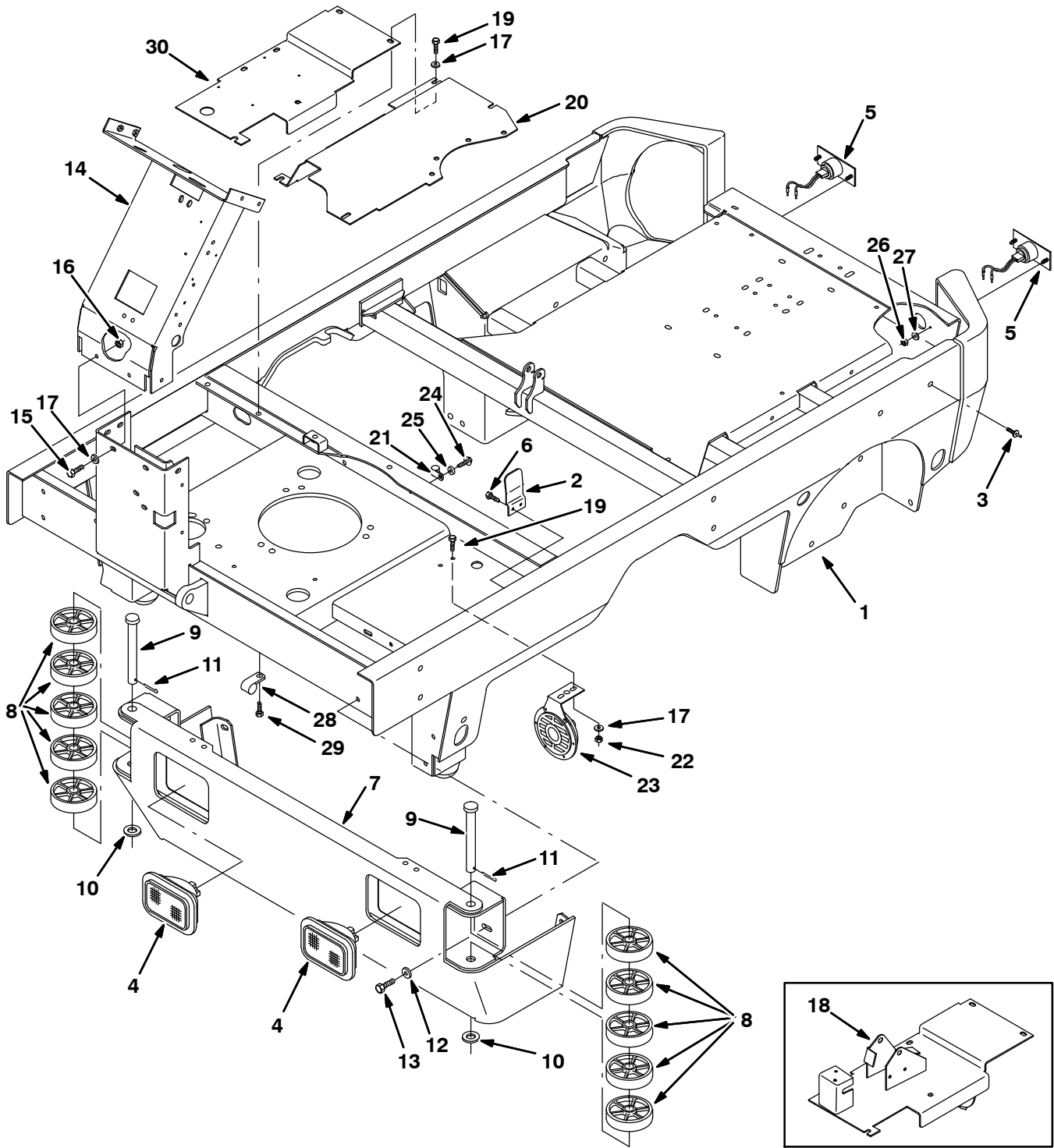


Fig. 3 - Main Frame Group

Ref.	Part No.	Serial Number	Description	Qty.	
1	386200	(0000-0599)) Frame	1	
1	1056383	(0600-) Frame Wldt, Main, Iron Gray [7300/8300]	1	
2	386923	(0000-0599)) Plate, Cover	1	
2	1056496	(0600-) Plate, Cover, Iron Gray	1	
3	365252	(0000-) Rivet, Plstc, .25 D X 0.75	24	
▽	4	223044	(0000-) Headlight, 36vdc, 15cp, 0.7a	2
▲		360518	(0000-) Lamp, 36vdc, 32cp, .72a	1
▽	5	87346	(0000-) Taillight, 12vdc, 3.6 X 1.9, Rework 87277	2
▲		87948	(0000-) Lamp	1
▲		87949	(0000-) Lampholder	1
	6	06943	(0000-) Screw, Hex, M06 X 1.0 X 20, 8.8	2
	7	386480	(0000-0599)) Bumper Wldt	1
	7	1056786	(0600-) Bumper Wldt, Iron Gray	1
	8	364085	(0000-) Wheel, 4.0d 0.98w 0.78b	10
	9	51414	(0000-) Pin, Clevis, 0.75 D X 6.50l	2
	10	39350	(0000-) Washer, Flt, .75 Sae	2
	11	08236	(0000-) Pin, Cotter, .156 X 1.25	2
	12	01685	(0000-) Washer, Flt, .31 Ss	8
	13	09740	(0000-) Screw, Hex, M08 X 1.25 X 20, Ss	8
	14	386450	(0000-0599)) Channel Wldt, Steering	1
	14	1056387	(0600-) Channel Wldt, Steering, Iron Gray	1
	15	16931	(0000-) Screw, Hex, M08 X 1.25 X 20, 8.8	5
	16	08709	(0000-) Nut, Hex, Lock, M08 X 1.25, NI	5
	17	32491	(0000-) Washer, Flt, .31 Std	12
	18	386157	(0000-0258)) Plate Wldt, Floor	1
	19	16735	(0000-) Screw, Hex, M08 X 1.25 X 16, 8.8	12
	20	386159	(0000-0599)) Plate, Floor, Upper	1
	20	1056465	(0600-) Plate, Floor, Upper, Iron Gray	1
	21	67767	(0000-) Clamp, Cable, Stl, 0.69d X 0.62w, 1h	1
	22	07791	(0000-) Nut, Hex, Flng, M08 X 1.25	2
	23	369702	(0000-) Horn, 36vdc, Dba	1
	24	12459	(0000-) Screw, Hex, M06 X 1.0 X 20, Fmg	1
	25	01684	(0000-) Washer, Flt, .25 Ss	1
	26	01713	(0000-) Nut, Hex, Lock, M05 X 0.8, Ni	4
	27	32980	(0000-) Washer, Lock, Int, #10	4
	28	67767	(0000-) Clamp, Cable, Stl, 0.69d X 0.62w, 1h	2
	29	361339	(0000-) Screw, Hex, M06 X 1.0 X 16, Fmg	2
	30	387654	(0258-0599)) Plate, Floor	1
	30	1056809	(0600-) Plate, Floor, Iron Gray	1

Fig. 4 - Front Covers Group

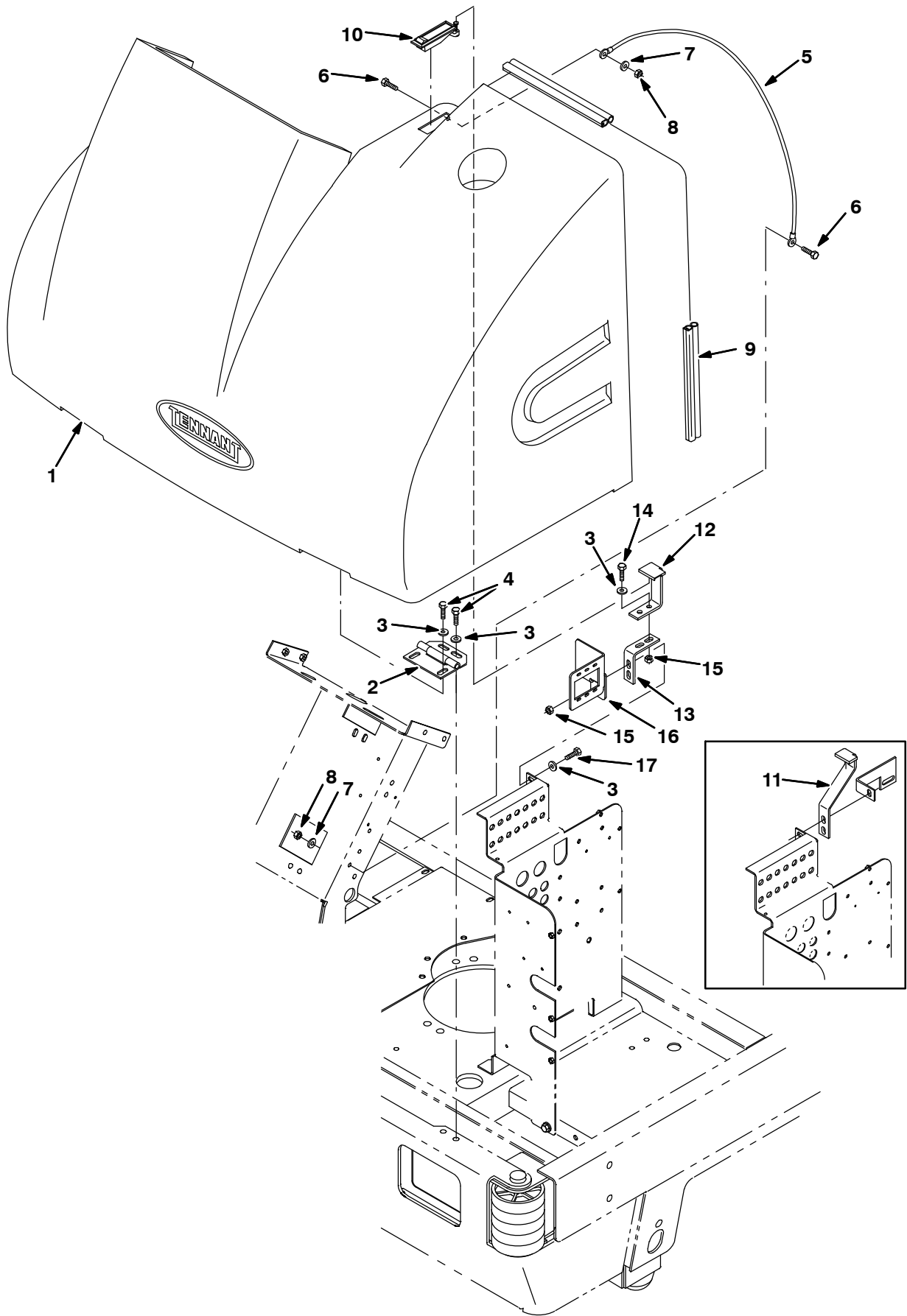


Fig. 4 - Front Covers Group

Ref.	Part No.	Serial Number	Description	Qty.
1	386120	(0000-0599) Cover, Front	1
1	1056432	(0600-) Cover, Front, Teal	1
2	386124	(0000-) Hinge, .38pin .11 3.5w 04.0l 4/0.38slot	2
3	32491	(0000-) Washer, Flt, .31 Std	12
4	49826	(0000-) Screw, Hex, M08 X 1.25 X 16, Ss, NI	8
5	387021	(0000-) Cable Assy	1
6	06943	(0000-) Screw, Hex, M06 X 1.0 X 20, 8.8	2
7	32483	(0000-) Washer, Flt, .25 Sae	2
8	08708	(0000-) Nut, Hex, Lock, M06 X 1.0, NI	2
9	387033	(0000-) Seal, Bulb, [Sd-504], 48.70l	1
10	64533	(0000-) Latch, Trigger	1
11	387460	(0000-0006) Kit, Replmt, Bracket, F/386211	1
12	387450	(0007-0599) Bracket, Latch, Cover	1
12	1056483	(0600-) Bracket, Latch, Cover, Iron Gray	1
13	387451	(0007-0599) Bracket, Latch, Cover	1
13	1056484	(0600-) Bracket, Latch, Cover, Iron Gray	1
14	16931	(0007-) Screw, Hex, M08 X 1.25 X 20, 8.8	2
15	08709	(0007-) Nut, Hex, Lock, M08 X 1.25, NI	2
16	387634	(0007-0599) Bracket, Mtg, Circuitbreaker, [Hi-Mag]	1
16	1056487	(0600-) Bracket, Mtg, Circuitbreaker [Hi-Mag]	1
17	76570	(0007-) Screw, Hex, M 8 X 1.25 X 30, 8.8	2

Fig. 5 - Rear Covers Group

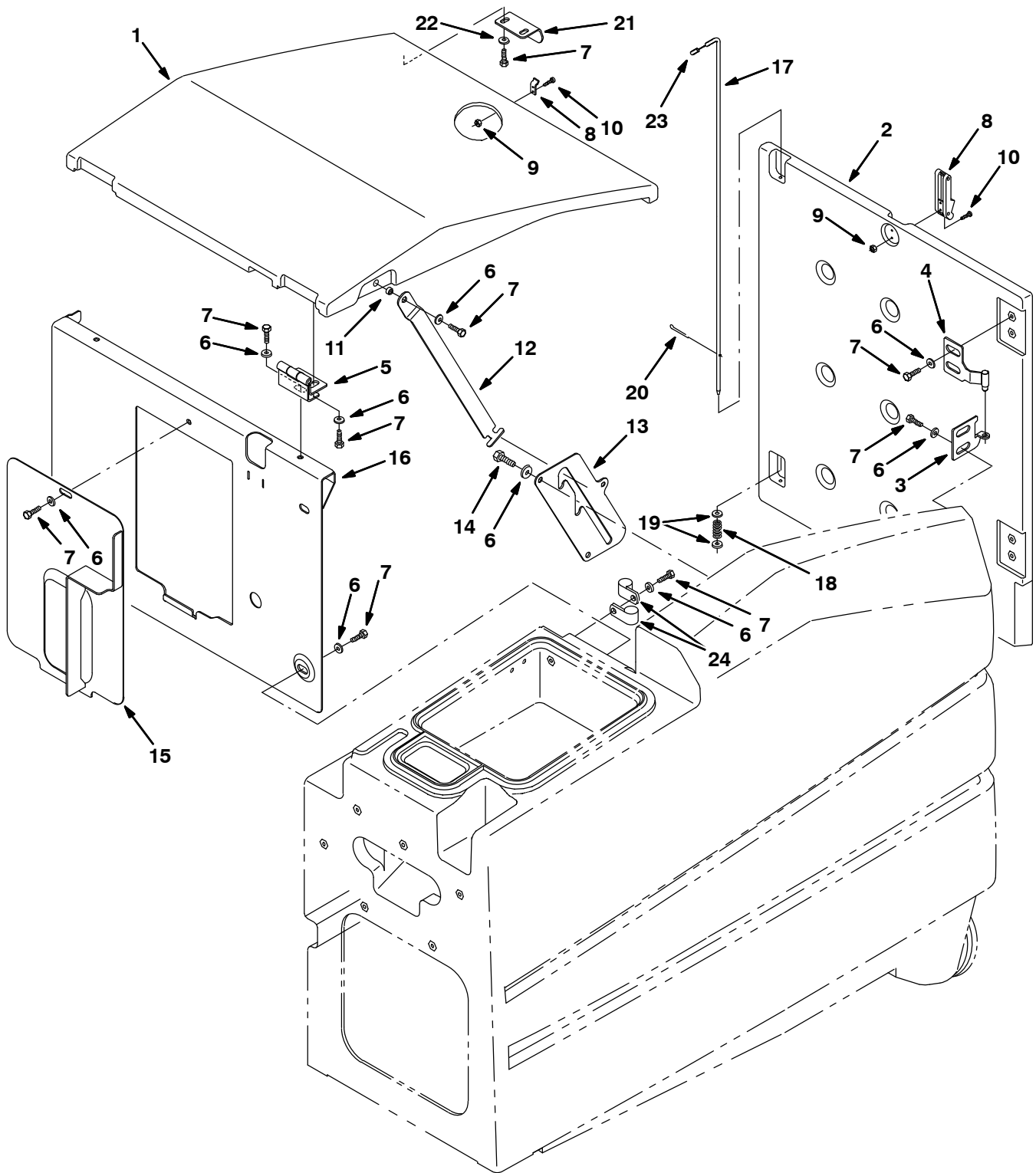


Fig. 5 - Rear Covers Group

Ref.	Part No.	Serial Number	Description	Qty.
1	386201	(0000-0599) Cover, Tank, Top	1
1	1056433	(0600-) Cover, Tank, Top, Teal	1
2	386202	(0000-0599) Cover, Rear	1
2	1056434	(0600-) Cover, Rear, Teal	1
3	386993	(0000-0599) Plate, Hinge	2
3	1056479	(0600-) Plate, Hinge, Iron Gray	2
4	386995	(0000-0599) Hinge Wldt, W/ Pin	2
4	1056388	(0600-) Hinge Wldt, W/ Pin, Iron Gray	2
5	386437	(0000-0599) Hinge Assy	2
5	1056475	(0600-) Hinge Assy, Iron Gray	2
6	01685	(0000-) Washer, Flt, .31 Ss	24
7	09740	(0000-) Screw, Hex, M08 X 1.25 X 20, Ss	23
8	49800	(0000-) Latch	1
9	02850	(0000-) Nut, Hex, Lock, M04 X 0.7, NI	4
10	49697	(0000-) Screw, Pan, M04 X 0.7 X 10, Ss	4
11	360801	(0000-) Sleeve	1
12	386461	(0000-) Rod	1
13	386413	(0000-0599) Plate	1
13	1056472	(0600-) Plate, Iron Gray	1
14	09010	(0000-) Screw, Hex, M08 X 1.25 X 25, Ss	3
15	386433	(0000-0599) Cover Wldt	1
15	1056386	(0600-) Cover Wldt, Iron Gray	1
16	387365	(0000-) Panel, Front, W/ Label [TNV]	1
17	386761	(0000-) Rod, Rear Door	1
18	54743	(0000-) Spring, Cmpr, 0.36od .04wir 2.5l	1
19	01684	(0000-) Washer, Flt, .25 Ss	2
20	08178	(0000-) Pin, Cotter, .062 X 0.75	1
21	386634	(0000-) Bracket	1
22	01684	(0000-) Washer, Flt, .25 Ss	2
23	386973	(0000-) Cap, Vyl, .234id .750l .04	1
24	82829	(0000-) Clamp, Cable, Stl, 0.63d X 0.75w, 1h	2

Fig. 6 - Instrument Panel Group

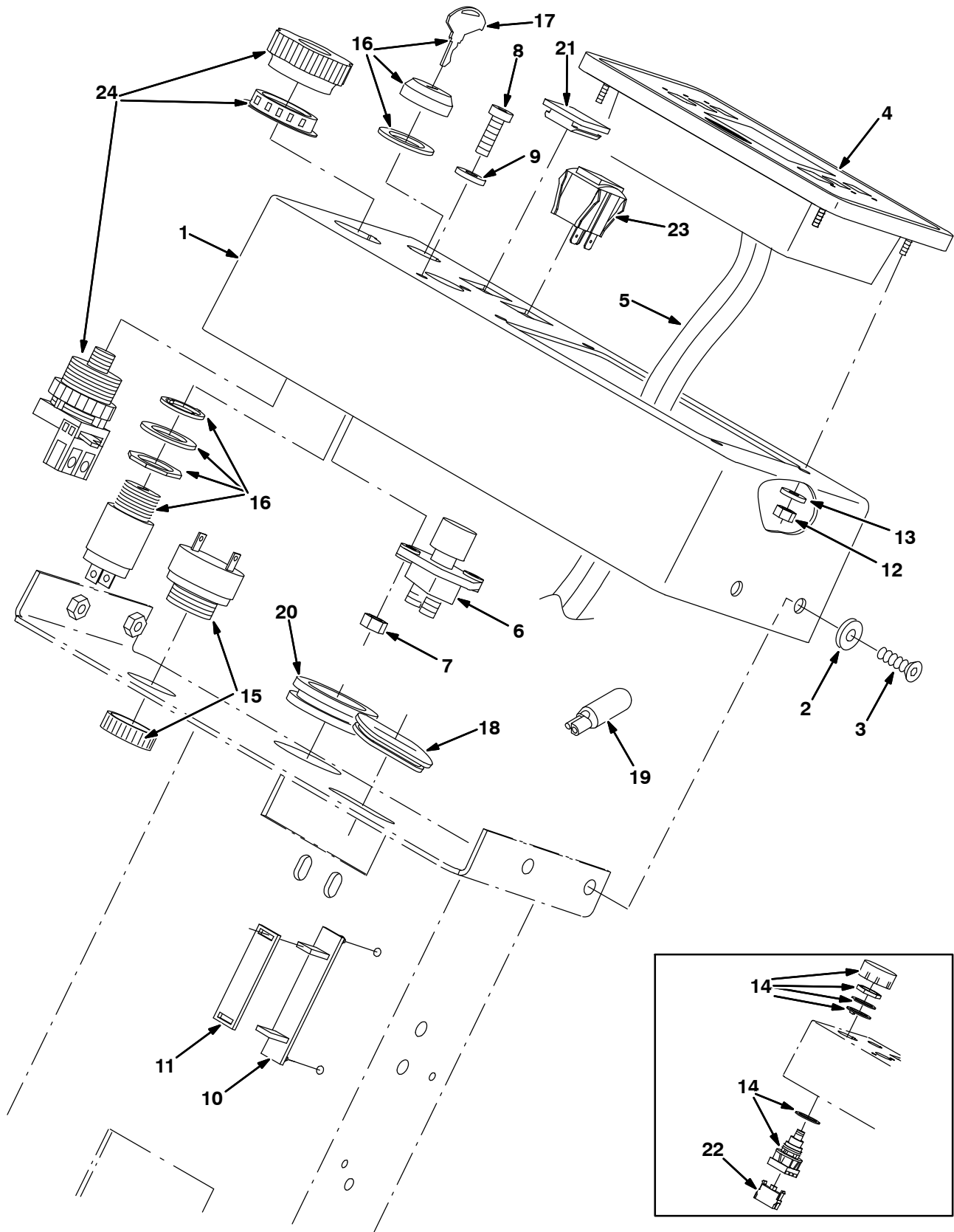


Fig. 6 - Instrument Panel Group

Ref.	Part No.	Serial Number	Description	Qty.
	1	386129	(0000-) Panel, Instmt	1
	2	386924	(0000-) Washer, Finish, M06, PI	4
	3	16879	(0000-) Screw, Flat, M06 X 1.0 X 20, 10.9	4
▽	4	9008408	(0000-1781) Panel Assy Kit, Touch [7300]	1
▲	5	386311	(0000-1781) Cable, Ribbon, 34 Conductor	1
▽	4	1065186	(1782-) Panel Assy, Touch [7300]	1
▲	5	386311	(1782-) Cable, Ribbon, 34 Conductor	1
	6	44078	(0000-) Switch	1
	7	08708	(0000-) Nut, Hex, Lock, M06 X 1.0, NI	2
	8	09007	(0000-) Screw, Hex, M06 X 1.0 X 25, Ss	2
	9	32483	(0000-) Washer, Flt, .25 Sae	2
	10	386808	(0000-) Clamp, Ribbon Cable	1
	11	386809	(0000-) Clamp, Ribbon Cable, Hold-Down	1
	12	06549	(0000-) Nut, Hex, Lock, M05 X 0.8, NI	4
	13	19066	(0000-) Washer, Flt, #10	4
	14	78553	(0000-1434) Switch	1
	15	386346	(0000-) Alarm, Warning, 10-48vdc	1
▽	16	361076	(0000-) Switch, Start	1
▲	17	361144	(0000-) Key, Ignition	1
	18	27928	(0000-) Grommet, Ribbon Cable, .63 X 1.81	1
	19	222290	(0000-) Diode, Ele, Plug	7
	20	10632-13	(0000-) Grommet, Rbr, 1.50id, F/ 1.8h, .31matl	1
	21	222534	(0000-) Button, Plug, 1.1 X 1.1h, Black, Plstc	2
	22	65665	(0000-1434) Contact, Switch	1
	23	360520	(0000-) Switch, Rocker	1
	24	1053842	(1435-) Switch, Safety, Shutoff	1

Fig. 7 - Steering Group

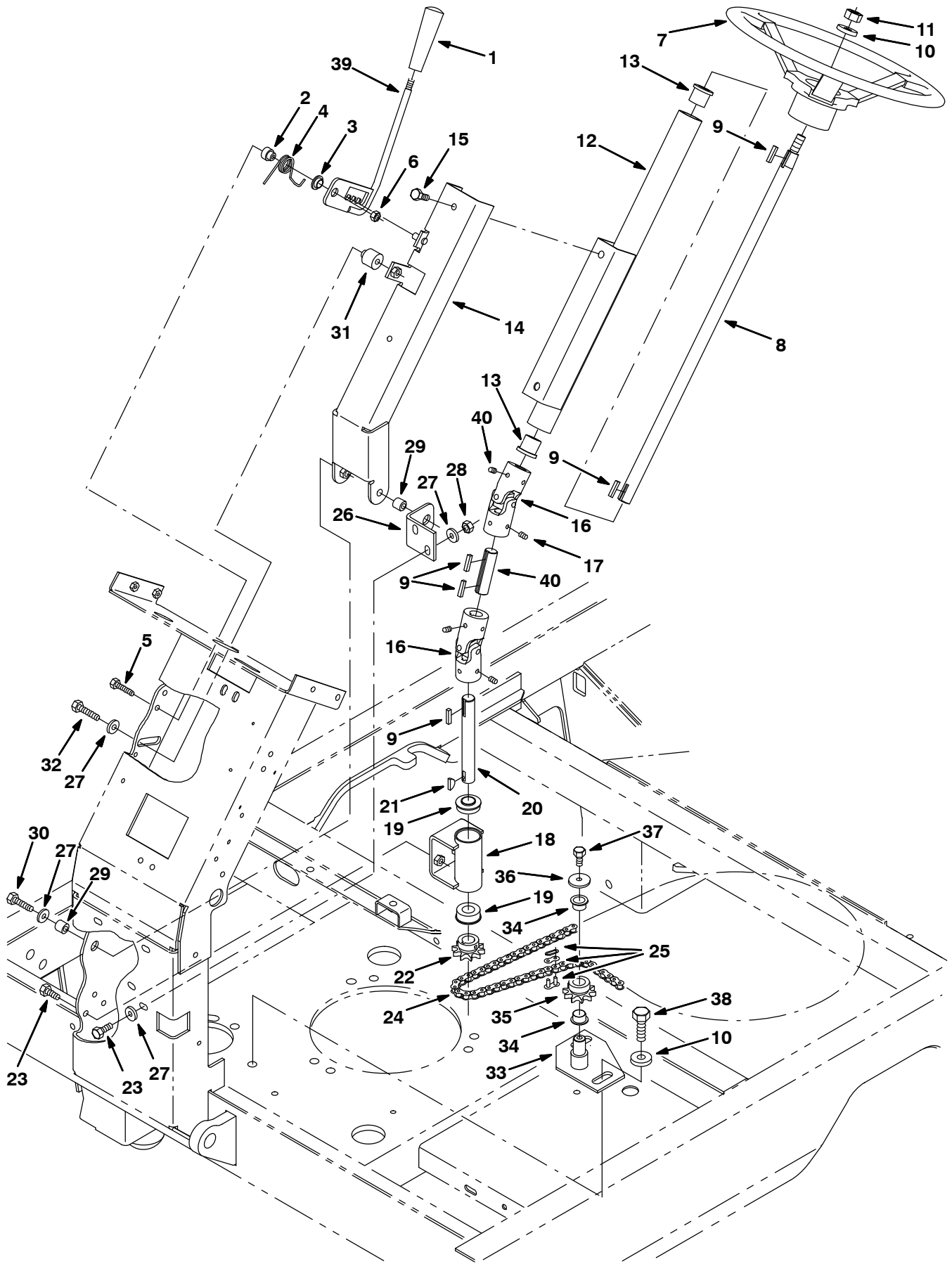


Fig. 7 - Steering Group

Ref.	Part No.	Serial Number	Description	Qty.	
1	59940	(0000-) Knob	1	
2	386149	(0000-) Pin	1	
3	386217	(0000-) Bearing, Flange	1	
4	386150	(0000-) Spring, Torsion	1	
5	06946	(0000-) Screw, Hex, M06 X 1.0 X 35, 8.8	1	
6	08708	(0000-) Nut, Hex, Lock, M06 X 1.0, NI	1	
7	1036490	(0000-) Wheel, Steering, 14.0d, Taper Bore	1	
8	223061	(0000-) Shaft, Steering, Upper, Mach, .75d 24.1l	1	
9	00912	(0000-) Key, Sq, 0.19 X 0.19, 01.00l	5	
10	32493	(0000-) Washer, Flt, .50 Std	2	
11	08711	(0000-) Nut, Hex, Lock, M12 X 1.75,NI	1	
12	1056917	(0000-) Column Wldt, Steering, Iron Gray	1	
13	16367	(0000-) Bushing, Flng, 0.75b 1.00d 1.00l, Nyl	2	
14	1056851	(0000-) Bracket Wldt, Steering, Tilt, Iron Gray	1	
15	16735	(0000-) Screw, Hex, M08 X 1.25 X 16, 8.8	2	
▽	16	1040295	(0000-) Joint, U, 0.75ld	2
▲	17	39338	(0000-) Screw, Set, .31-18 X 0.50, Soc	8
	18	1056914	(0000-) Housing Wldt, Brg, Iron Gray	1
	19	223073	(0000-) Bearing, Ball, 0.75b 1.38d 0.50w	2
	20	386975	(0000-) Shaft, Steering, Lower	1
	21	00500-10	(0000-) Key, Woodruff, 0.19 0.75, [Asa#0606]	1
	22	35996	(0000-) Sprocket, #40, 10tooth, 0.750b	1
	23	16931	(0000-) Screw, Hex, M08 X 1.25 X 20, 8.8	5
	24	386447	(0000-) Chain, Roller, #40 X 130 Pitches	1
	25	07112	(0000-) Link, Chain, Roller, #40	1
	26	1056852	(0000-) Bracket, Sppt, Tilt, Iron Gray	1
	27	32491	(0000-) Washer, Flt, .31 Std	6
	28	08709	(0000-) Nut, Hex, Lock, M08 X 1.25,NI	2
	29	386154	(0000-) Bushing, Sleeve, 0.38b 0.63d 0.57l, Stl	2
	30	76570	(0000-) Screw, Hex, M08 X 1.25 X 30, 8.8	2
	31	386152	(0000-) Sleeve, Support, Tilt	1
	32	74440	(0000-) Screw, Hex, M08-1.25 X 40, Ss	1
	33	386143	(0000-) Plate Wldt, Mtg, Idler	1
	34	16370	(0000-) Bushing, Flng, 0.71b 0.79d 0.47l	2
	35	14271	(0000-) Sprocket, #40, 10tooth, 0.787b	1
	36	30013	(0000-) Washer, Flat, .31 Fender	1
	37	50388	(0000-) Screw, Hex, M08 X 1.25 X 12, 8.8	1
	38	39285	(0000-) Screw, Hex, M10 X 1.5 X 40, 8.8	2
	39	386140	(0000-) Handle Wldt, Steering, Tilt	1
	40	386976	(0000-) Shaft, Steering	1

Fig. 8 – Power Steering Group

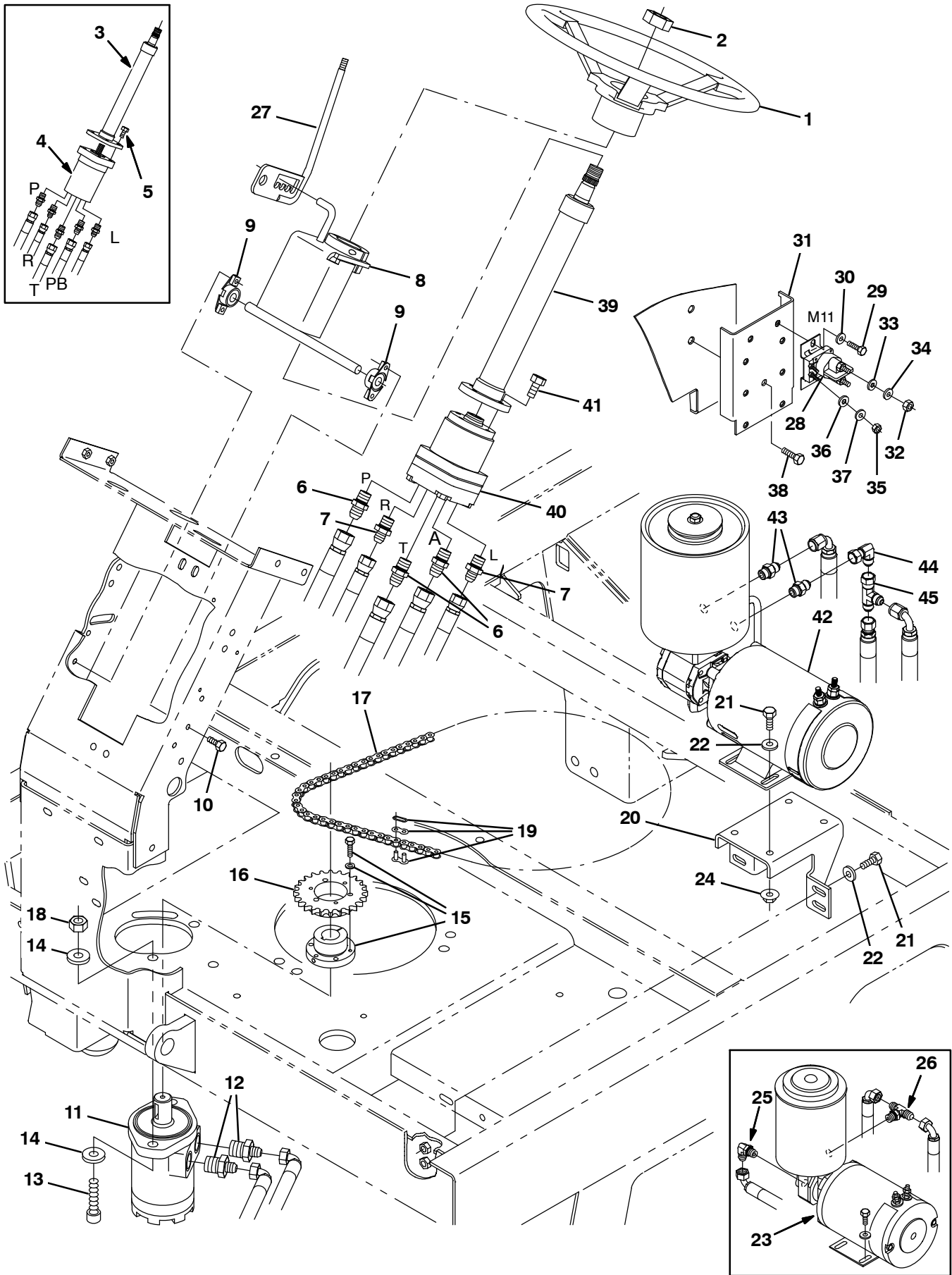
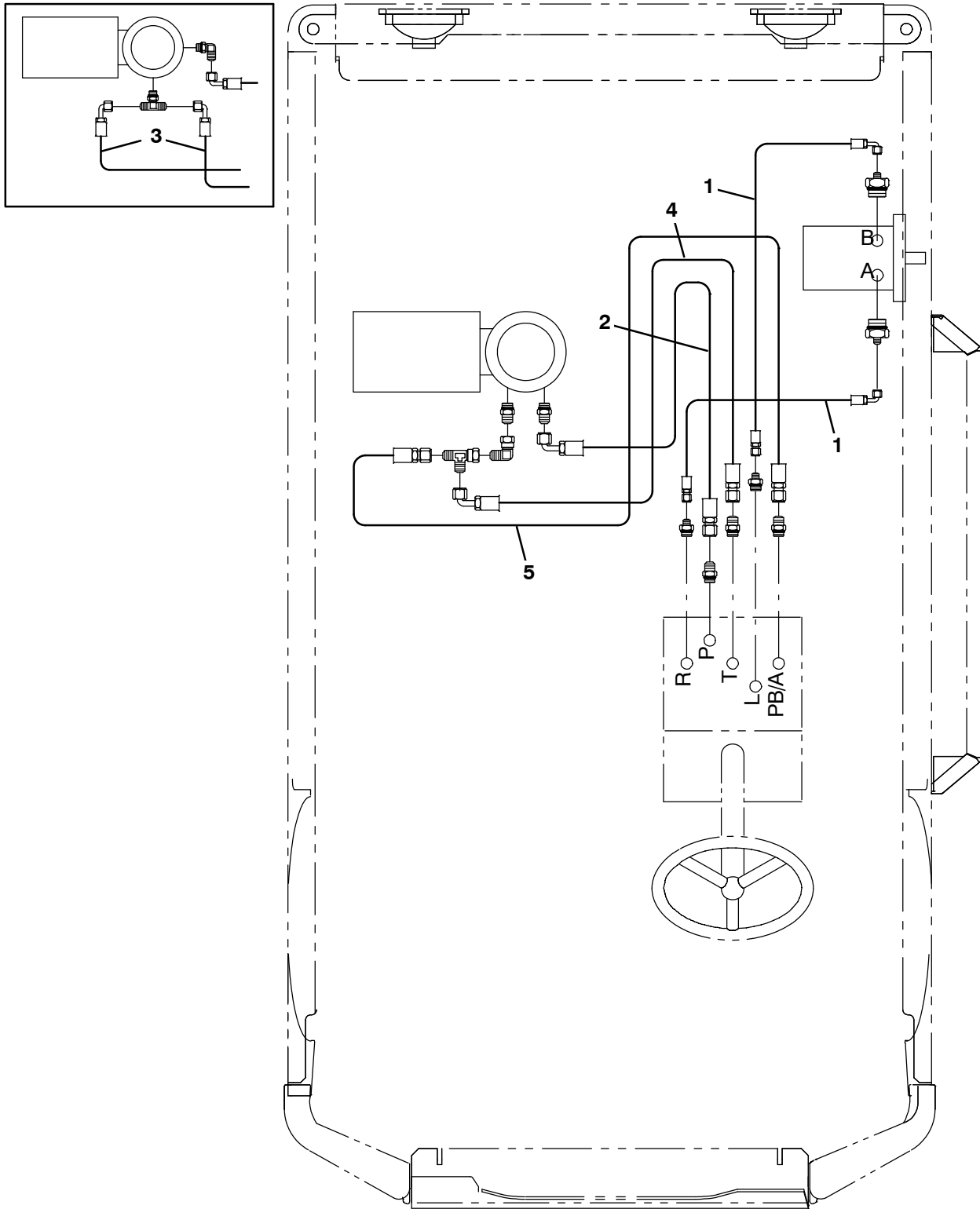


Fig. 8 – Power Steering Group

Ref.	Part No.	Serial Number	Description	Qty.	
1	56398	(0000–) Wheel, Steering, 14.0d, Taper Bore	1	
2	56185	(0000–) Nut, Hex, Jam, M20 X 1.5	1	
▽	3	386702	(0000–0530) Column, Steering (Replaced by 387653)	1	
▲	74142	(0000–0530)	Cap, Tube	1	
▽	4	386701	(0000–0530) Steer–Control, Hyd (Replaced by 387653)	1	
▲	373424	(0000–0530)	Kit, Seal, Scu	1	
5	06960	(0000–0530)	Screw, Hex, M10 X 1.5 X 16, 8.8	3	
6	56690	(0000–) Fitting, Hyd, Str, Jm06/Om06	3	
7	55685	(0000–) Fitting, Hyd, Str, Jm04/Om06	2	
8	1056854	(0000–) Bracket Wldt, Steering, Tilt, Iron Gray	1	
9	70709	(0000–) Bushing Assy, Flng, 2 Hole, 0.50b	2	
10	06942	(0000–) Screw, Hex, M06 X 1.0 X 16, 8.8	4	
11	386703	(0000–) Motor, Hyd (See Breakdowns)	1	
12	57984	(0000–) Fitting, Hyd, Str, Jm04/Om10	2	
13	387393	(0000–) Screw, Soc, M12 X 1.75 X 45	2	
14	32486	(0000–) Washer, Flt, .50 Sae	4	
15	386215	(0000–) Bushing, Taper Lock	1	
16	386214	(0000–) Sprocket, #40 24–Tooth	1	
17	386216	(0000–) Chain, Roller, #40 X 109 Pitches	1	
18	08711	(0000–) Nut, Hex, Lock, M12 X 1.75, NI	2	
19	07112	(0000–) Link, Chain, Roller, #40	1	
20	1056853	(0000–) Plate, Mtg, Hyd, Iron Gray	1	
21	16931	(0000–) Screw, Hex, M08 X 1.25 X 20, 8.8	8	
22	32491	(0000–) Washer, Flt, .31 Std	8	
23	386704	(0000–2096)	Powerunit, Hyd, 36vdc (See Breakdowns)	1	
24	07791	(0000–) Nut, Hex, Flng, M8 X 1.25	4	
25	67683	(0000–2096)	Fitting, Hyd, Tee, Jm06/Om06/Jm06	1	
26	56820	(0000–2096)	Fitting, Hyd, E90, Jm06/Om06	1	
27	386209	(0000–) Handle Wldt, Steering, Tilt	1	
28	386810	(0000–) Contactor, 36vdc	1	
29	06942	(0000–) Screw, Hex, M06 X 1.0 X 16, 8.8	2	
30	32483	(0000–) Washer, Flt, .25 Sae	2	
31	387452	(0000–0599)	Plate, Mtg, Contactor	1	
31	1056485	(0600–) Plate, Mtg, Contactor, Iron Gray	1	
32	01715	(0000–) Nut, Hex, Std, .31–24	2	
33	32984	(0000–) Washer, Lock, Int, .31	2	
34	39349	(0000–) Washer, Flt, .31 Sae	2	
35	01713	(0000–) Nut, Hex, Std, #10–32, 2	2	
36	07514	(0000–) Washer, Lock, Int, #10, Ss	2	
37	19066	(0000–) Washer, Flt, #10	2	
38	41342	(0000–) Screw, Hex, M08 X 1.25 X 40, 8.8	1	
▽	39	373496	(0531–) Column, Steering, #14.0L .81D 36Tooth	1
▲	74142	(0531–) Cap, Tube	1	
40	373495	(0531–) Steer–Control, Hyd (See Breakdowns)	1	
41	11329	(0531–) Screw, Hex, M6X1.0X16, Ss, NI	4	
42	1071111	(2907–) Powerunit, Hyd, 36vdc	1	
43	56690	(2907–) Fitting, Hyd, Str, Jm06/Om06	2	
44	47504	(2907–) Fitting, Hyd, E90, Jf06/Jm06	1	
45	42215	(2907–) Fitting, Hyd, Tee, Jf06/Jm06/Jm06, Run	1	

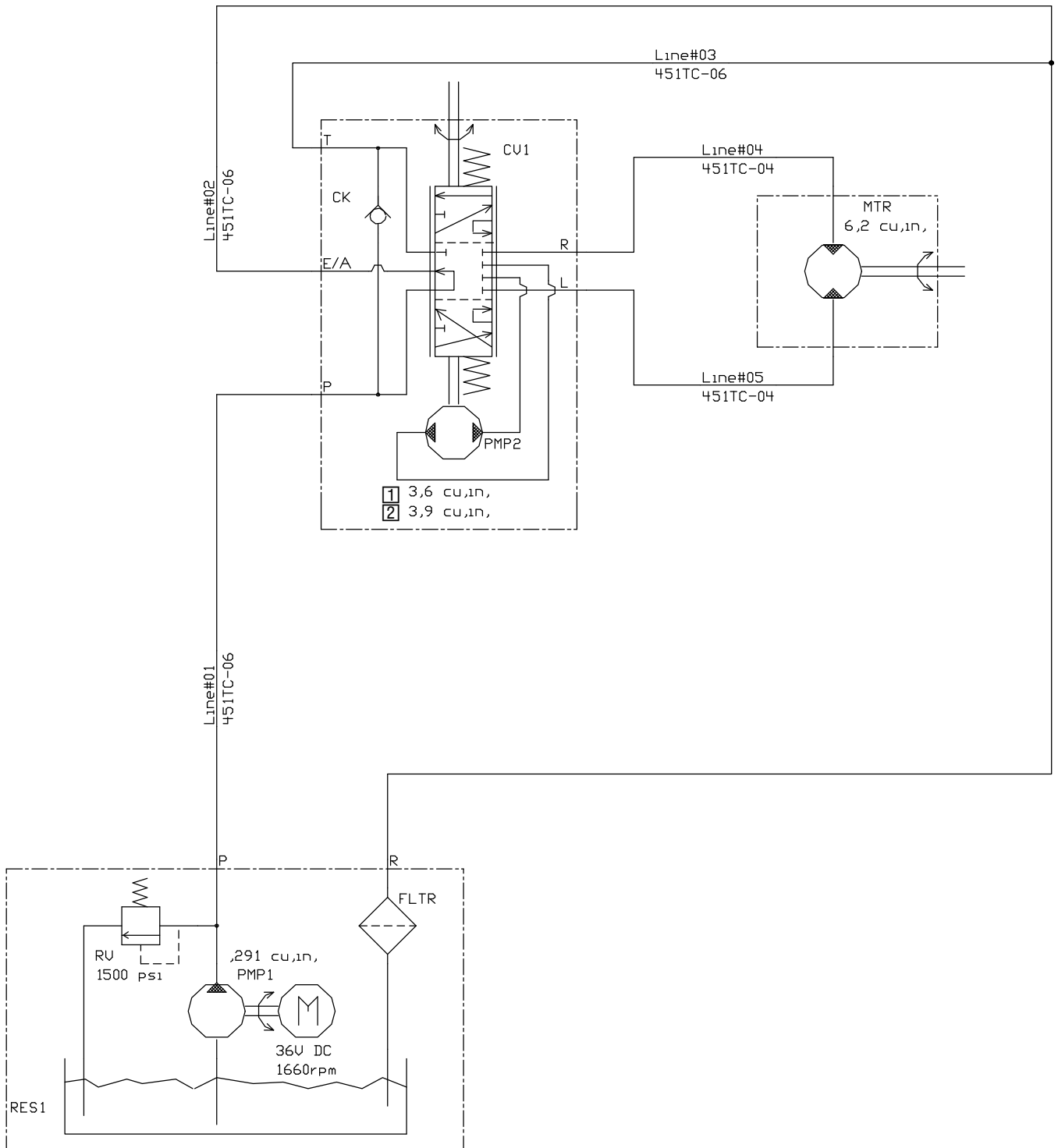
Fig. 9 – Hydraulic Hose Group, Power Steering



353373 – 7300

Ref.	Part No.	Serial Number	Description	Qty.
1	381867	(0000–) Hose, Hyd,Tc 04, Jf04str /Jf04e90 , 30.0	2
2	386711	(0000–) Hose, Hyd, Tc 06, Jf Str/E90 , 48.0l	1
3	386711	(0000–2096) Hose, Hyd, Tc 06, Jf Str/E90 , 48.0l	2
4	1041392	(2097–) Hose, Hyd, Tc06, Jf06e90/Jf06str, 050.0	1
5	N/A	(2097–) Hose, Hyd, Tc06, Jf06str/Jf06str, 050.0	1

Fig. 10 – Hydraulic Schematic, Power Steering



353372 – 7300

- 1 Serial number (0000–0599)
- 2 Serial number (0600–)

Fig. 11 – Seat Group

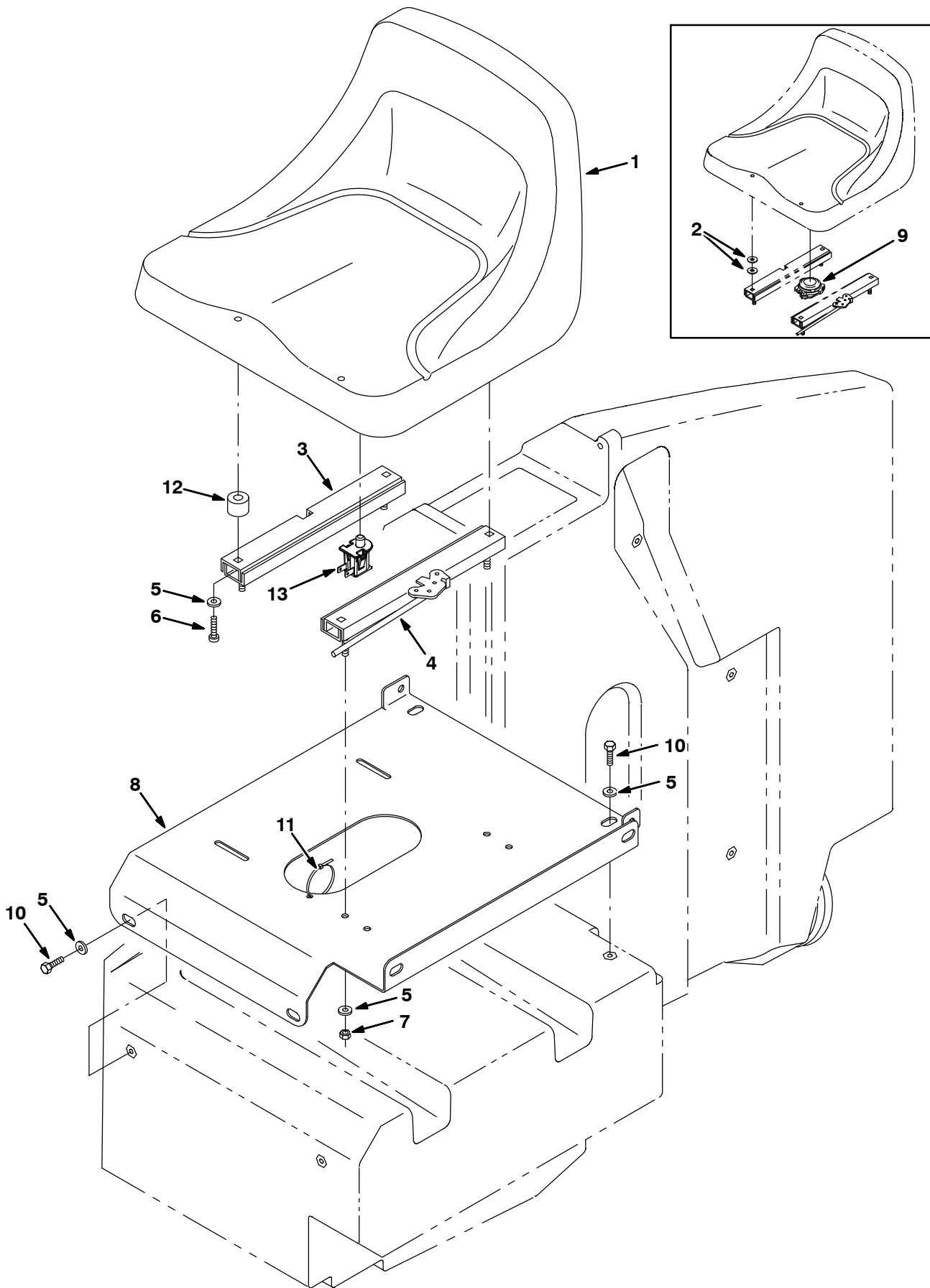


Fig. 11 – Seat Group

Ref.	Part No.	Serial Number	Description	Qty.
1	375411	(0000-1323) Seat (Replaced by 9005082)	1
1	9010741	(1324-2073) Seat Kit, Basic, Replmt	1
1	1201894	(2074-) Seat, Std [Milsco]	1
2	13248	(0000-1323) Washer	8
3	360369	(0000-) Rail	1
4	360370	(0000-) Rail	1
5	01685	(0000-) Washer, Flt, .31 Ss	14
6	25537	(0000-1323) Screw, Pan, .31-18 X 0.75, G1	4
6	49177	(1324-2073) Screw, Pan, Phl, .31-18 X 1.00, G2	4
6	1073048	(2074-) Screw, Pan, Phl, .31-18 X 1.50, G2	4
7	32983	(0000-) Nut, Hex, Lock, .31-18, NI	4
8	1056855	(0000-) Plate, Seat, Iron Gray	1
9	223078	(0000-1323) Switch, Seat	1
10	15675	(0000-) Screw, Hex, M08 X 1.25 X 16, Ss	6
11	49266	(0000-) Tie, Cable, Nyl, 07.3l .19w 1.8 Max D	1
12	1049092	(1324-) Spacer, Rnd, .38B .88D .63L	4
13	1048955	(1324-) Switch, Seat, No [Delta 6440-04]	1

Fig. 12 - Directional Pedal Group

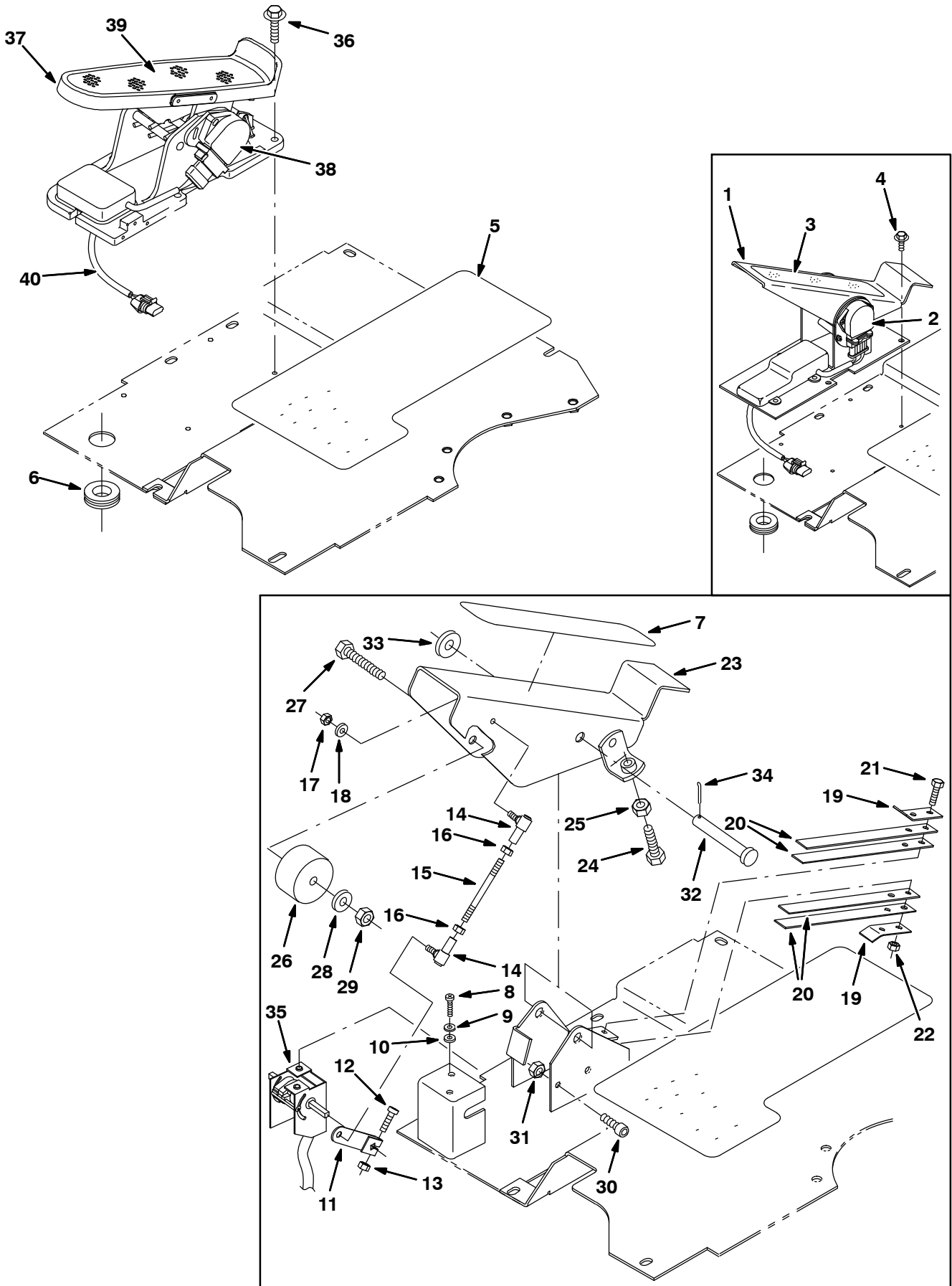


Fig. 12 - Directional Pedal Group

	Ref.	Part No.	Serial Number	Description	Qty.
▽	1	387700	(0259-1247) Pedal Assy, Foot (Replaced by 1042524)	1
▲	2	385726	(0259-1247) Sensor, Pedal Position	1
▲	3	82839	(0259-1247) Tread, Non Skid, 2.2w 11.5l	1
	4	74455	(0259-1247) Screw, Hex, M06-1.0 X 12, Fmg	4
	5	387392	(0259-) Tread, Non-Skid, 06.0w X 15.5l	1
	6	10632	(0259-) Grommet, Rbr, 0.89id, F/ 1.2h, .14matl	1
	7	82839	(0000-0258) Tread, Non-Skid, 02.2 11.5	1
	8	06931	(0000-0258) Screw, Pan, M05 X 0.8 X 6, 4.8	2
	9	01683	(0000-0258) Washer, Flt, #10 Ss	2
	10	32980	(0000-0258) Washer, Lock, Int, #10	2
	11	223239	(0000-0258) Arm, Cntrl, Throttle, Electronic	1
	12	39717	(0000-0258) Screw, Pan, .25-20 X 1.00, 2	1
	13	32981	(0000-0258) Nut, Hex, Lock, .25-20, NI	1
	14	14601	(0000-0258) Balljoint, .25-28 Fem/.25-28mal	2
	15	223090	(0000-0258) Rod, Thrd, 2 End, .25-28 04.4l	1
	16	01714	(0000-0258) Nut, Hex, Std, .25-28	2
	17	13513	(0000-0258) Nut, Hex, Lock, .25-28, NI	2
	18	32490	(0000-0258) Washer, Flt, .25 Std	2
	19	223601	(0000-0258) Retainer, Spring	2
	20	223600	(0000-0258) Strip, Stl, 0.05th X 00.75w, 07.80l	4
	21	06944	(0000-0258) Screw, Hex, M06 X 1.0 X 25, 8.8	2
	22	08708	(0000-0258) Nut, Hex, Lock, M06 X 1.0, NI	2
	23	223320	(0000-0258) Pedal Wldt, Accelerator	1
	24	39284	(0000-0258) Screw, Hex, M10 X 1.5 X 35, 8.8	1
	25	39312	(0000-0258) Nut, Hex, Std, M10 X 1.5	1
	26	87725	(0000-0258) Spacer	1
	27	06963	(0000-0258) Screw, Hex, M10 X 1.5 X 60, 8.8	1
	28	32485	(0000-0258) Washer, Flt, .38 Sae	1
	29	41430	(0000-0258) Nut, Hex, Lock, M10 X 1.5, NI	1
	30	39308	(0000-0258) Screw, Soc, M08 X 1.25 X 25, 12.9	1
	31	08709	(0000-0258) Nut, Hex, Lock, M08 X 1.25, NI	1
	32	06474A	(0000-0258) Pin, Clevis, 0.50 D X 3.50l	1
	33	32486	(0000-0258) Washer, Flt, .50 Sae	1
	34	08182	(0000-0258) Pin, Cotter, .125 X 1.00	1
	35	223094	(0000-0258) Box, Accelerator	1
	36	222159	(1248-) Screw, Hex, M6 X 1.00 X 25, Fmg	4
▽	37	1034891	(1248-) Pedal Assy, Propel, 36vdc	1
▲	38	385726	(1248-) Sensor, Position, Pedal	1
▲	39	1042514	(1248-) Tread, Non-Skid	1
▲	40	1042513	(1248-) Circuitboard, Pedal	1

Fig. 13 - Front Drive Wheel Group

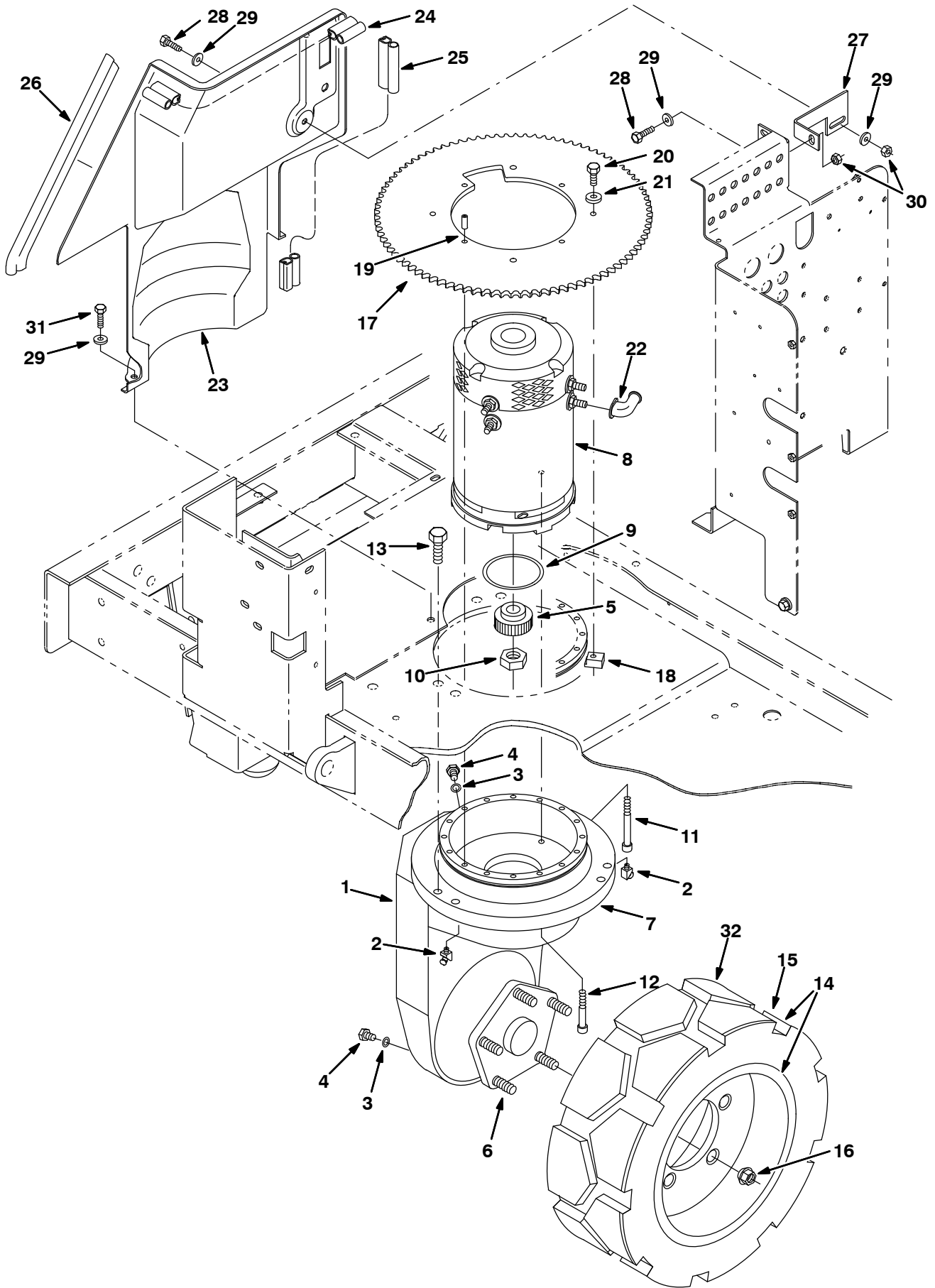


Fig. 13 - Front Drive Wheel Group

	Ref.	Part No.	Serial Number	Description	Qty.
▽	1	87355	(0000-) Gearbox, 90, Drive Wheel, Rear, [Hu]	1
▲	2	87839	(0000-) Fitting, Grease	2
▲	3	87840	(0000-) Seal, O-Ring	2
▲	4	87841	(0000-) Plug	2
▲	5	87849	(0000-) Gear, Drive	1
▲	6	12540	(0000-) Bolt	5
▲	7	61791	(0000-) Bearing	1
	8	60198	(0000-) Motor, Ele, Vdc 3.0hp Traction,[201] (See Breakdown)	1
	9	360980	(0000-) Seal, O-Ring, .139 X 2.98id	1
	10	43957	(0000-) Nut, Hex, Std, .50-20	1
	11	09030	(0000-) Screw, Soc, M08 X 1.25 X 80, 12.9	2
	12	09294	(0000-) Screw, Soc, M08 X 1.25 X 60, 12.9	1
	13	41345	(0000-) Screw, Hex, M12 X 1.75 X 25, 8.8	6
▽	14	387660	(0000-) Tire Assy, Solid, 16.2X6.0 5.7Bc/5 Bolt	1
▲	15	387659	(0000-) Tire, Solid, 16.2X6.0X11.2	1
	16	87750	(0000-) Nut, Wheel, M14-1.5	5
	17	363385	(0000-) Sprocket Wldt, #40, 96tooth, 7.00 B	1
	18	14150	(0000-) Clip, Sprocket	4
	19	14296	(0000-) Pin, Roll, .310 D X 0.75l, .312/.318	4
	20	16931	(0000-) Screw, Hex, M08 X 1.25 X 20, 8.8	4
	21	41187	(0000-) Washer, Belleville, .38	4
	22	02076	(0000-) Boot, 90deg .50d .57d X .84	4
▽	23	387363	(0000-0599) Panel, Motor, Cover, W/ Label [Tnv]	1
▲	24	386458	(0000-0599) Seal, Bulb, [Sd-504], 15.52l	1
▲	25	386459	(0000-0599) Seal, Bulb, [Sd-504], 27.90l	1
▲	26	386558	(0000-0599) Seal, Bulb, [Sd-168], 12.50l	1
▽	23	9006954	(0600-) Panel, Motor, Cover, W/ Label, Teal[TNV]	1
▲	24	386458	(0600-) Seal, Bulb, [Sd-504], 15.52l	1
▲	25	386459	(0600-) Seal, Bulb, [Sd-504], 27.90l	1
▲	26	386558	(0600-) Seal, Bulb, [Sd-168], 12.50l	1
	27	387035	(0000-0599) Bracket, Panel	1
	27	1056675	(0600-) Bracket, Panel	1
	28	16931	(0000-) Screw, Hex, M08 X 1.25 X 20, 8.8	2
	29	32491	(0000-) Washer, Flt, .31 Std	8
	30	08709	(0000-) Nut, Hex, Lock, M08 X 1.25,NI	2
	31	16735	(0000-) Screw, Hex, M08 X 1.25 X 16, 8.8	4
	32	1059346	(0000-) Tire, Drive, Scrbr, Non-Skid, 16.0X6.0 (Option)	1
	32	1061975	(0000-) Tire, Drive, Scrbr, Pu, Grey,16.0X6.0 (Polyurethane Option)	1

Fig. 14 – Brake Pedal Group

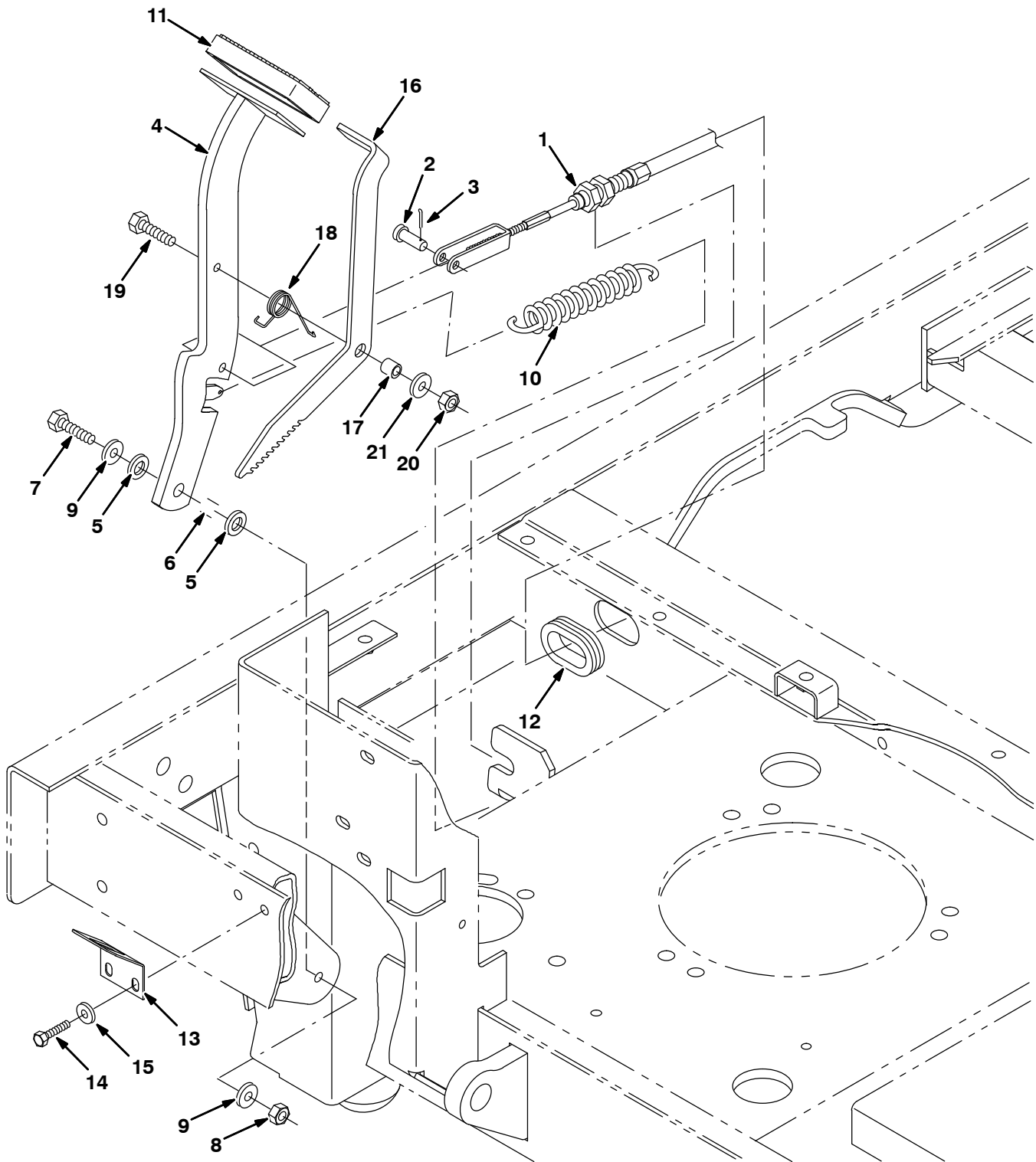


Fig. 14 – Brake Pedal Group

Ref.	Part No.	Serial Number	Description	Qty.
1	386229	(0000-) Cable, Pull	1
2	69582	(0000-) Pin, Clevis, 0.31 D X 1.00l	1
3	39005	(0000-) Pin, Cotter, .094 X 0.75	1
4	1056860	(0000-) Lever Wldt, Iron Gray	1
5	86860	(0000-) Bearing, Thrust	2
6	222460	(0000-) Sleeve	1
7	09026	(0000-) Screw, Hex, M08 X 1.25 X 40, Ss	1
8	08713	(0000-) Nut, Hex, Lock, M08 X 1.25,NI, Ss	1
9	01685	(0000-) Washer, Flt, .31 Ss	2
10	379217	(0000-) Spring, Extn, 1.00od X 0.11wir, 5.5l	1
11	51109	(0000-) Pad	1
12	10632-13	(0000-) Grommet, Rbr, 1.50id, F/ 1.8h, .31matl	1
13	386915	(0000-) Plate, Stop	1
14	06943	(0000-) Screw, Hex, M06 X 1.0 X 20, 8.8	2
15	32490	(0000-) Washer, Flt, .25 Std	2
16	1056937	(0000-) Pedal, Brake, Parking, Iron Gray	1
17	46563	(0000-) Bushing, Sleeve, 0.37b 0.50d 0.50l	1
18	59009	(0000-) Spring, Tors, 0.75id .06wir 02.8coil	1
19	06955	(0000-) Screw, Hex, M08 X 1.25 X 35, 8.8	1
20	08709	(0000-) Nut, Hex, Lock, M08 X 1.25,NI	1
21	39349	(0000-) Washer, Flt, .31 Sae	1

Fig. 15 - Rear Wheel And Brake Group

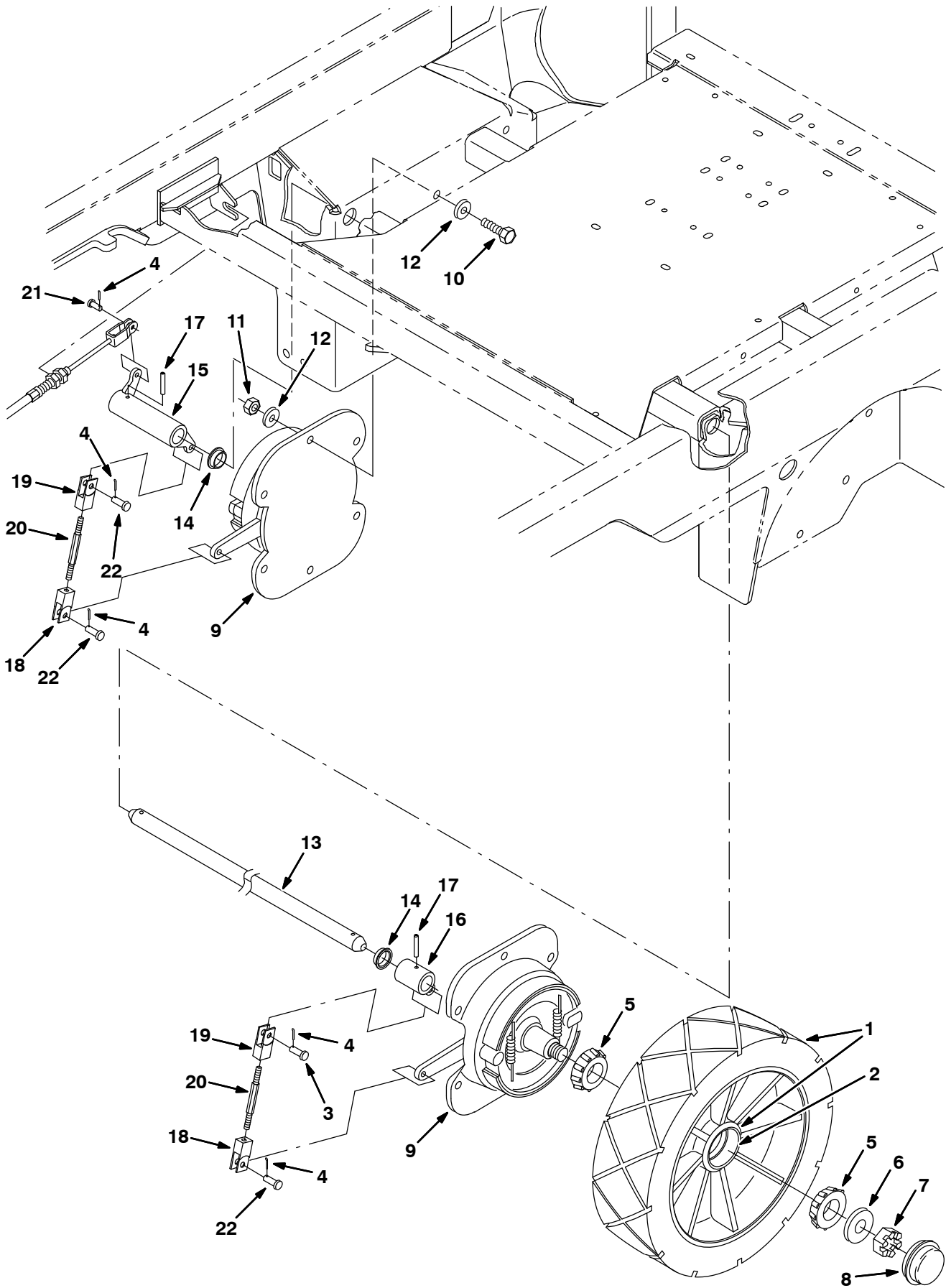


Fig. 15 – Rear Wheel And Brake Group

Ref.	Part No.	Serial Number	Description	Qty.
▽	1	1059348	(0000–) Tire, Idler, Scrbr, Blk, 16.0X5.0	2
▲	2	51338	(0000–) Bearing, Cup, 2.56d 0.55w	2
▽	1	1061976	(0000–) Tire, Idler, Scrbr, Pu, Grey, 16.0X5.0 (Polyurethane Option)	2
▲	2	51338	(0000–) Bearing, Cup, 2.56d 0.55w	2
▽	1	387015	(0000–) Tire Assy, Non-Skid, 16X5X12.12 (Option)	2
▲	2	51338	(0000–) Bearing, Cup, 2.56d 0.55w	2
	3	09088	(0000–) Pin, Clevis, 0.37 D X 1.00l	4
	4	39005	(0000–) Pin, Cotter, .094 X 0.75	5
	5	51339	(0000–) Bearing, Cone, 1.38b 0.71w	4
	6	32969	(0000–) Washer, Flat, 1.00 Sae Hard	2
	7	14242	(0000–) Nut, Hex, Slt'd, 1.00–20	2
	8	54390	(0000–) Cap, Hub 2.567 Hole	2
▽	9	54577	(0000–) Brake Assy	2
▲		66211	(0000–) Brake Shoes	2
▲		66213	(0000–) Brake Repair Kit	1
▲		70161	(0000–) Chrome Pltd Cam Shaft	1
▲		70158	(0000–) Return Spring–Brakes	2
	10	06969	(0000–) Screw, Hex, M12 X 1.75 X 40, 8.8	12
	11	08711	(0000–) Nut, Hex, Lock, M12 X 1.75, NI	12
	12	32486	(0000–) Washer, Flt, .50 Sae	24
	13	386367	(0000–) Shaft	1
	14	83733	(0000–) Bushing, Flng, 1.00b 1.13d 0.38l	2
	15	1056859	(0000–) Arm Wldt, Brake, Rh, Iron Gray [7200]	1
	16	1056861	(0000–) Arm Wldt, Brake, Lh, Iron Gray [7200]	1
	17	26315	(0000–) Pin, Roll, .250 D X 1.50l, .250/.256	2
	18	1023676	(0000–) Clevis, Adj, 0.38pin, 0.31–24, PI	2
	19	1023677	(0000–) Clevis, Adj, 0.38pin, 0.31–24, Lh, PI	2
	20	386378	(0000–) Rod, Threaded	2
	21	10120	(0000–) Pin, Clevis, 0.31 D X 0.75l	1

Fig. 16 – Solution Control Group

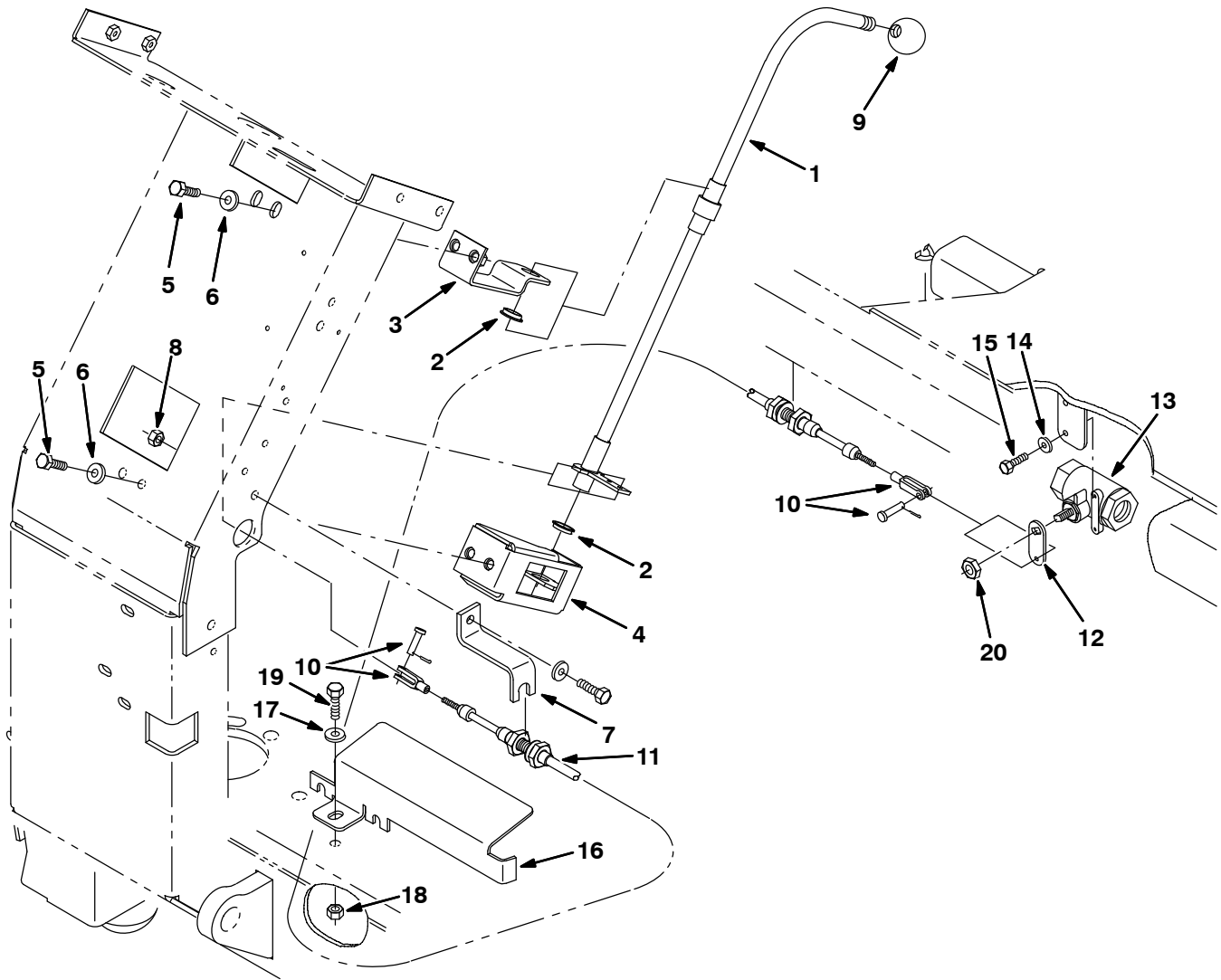


Fig. 16 – Solution Control Group

Ref.	Part No.	Serial Number	Description	Qty.
1	386116	(0000–) Rod Wldt	1
2	04843	(0000–) Bushing, Flng, 0.63b 0.72d 0.25l	2
3	1056929	(0000–) Bracket, Handle, Water, Iron Gray	1
4	1056928	(0000–) Bracket Wldt, Hose, Water, Iron Gray	1
5	16735	(0000–) Screw, Hex, M08 X 1.25 X 16, 8.8	5
6	32491	(0000–) Washer, Flt, .31 Std	4
7	1056850	(0000–) Bracket, Cntrl, Cable, Iron Gray	1
8	08709	(0000–) Nut, Hex, Lock, M08 X 1.25, NI	1
9	26156	(0000–) Knob, 0.50–20, 1.38d, Plstc	1
10	27880	(0000–) Clevis, Adj, 0.19pin, #10–32	2
11	386351	(0000–) Cable, Push Pull	1
12	1057068	(0000–) Lever, Valve, Water, Iron Gray	1
13	79350	(0000–) Valve, Water	1
14	01683	(0000–) Washer, Flt, #10 Ss	2
15	42011	(0000–) Screw, Hex, #10–24 X 0.50, Ss	2
16	387425	(0000–0599) Bracket, Guard	1
16	1056481	(0600–) Bracket, Guard, Iron Gray	1
17	01684	(0000–) Washer, Flt, .25 Ss	1
18	08712	(0000–) Nut, Hex, Lock, M06 X 1.0, NI, Ss	1
19	09007	(0000–) Screw, Hex, M06 X 1.0 X 25, Ss	1
20	363453	(0000–) Nut, Hex, Lock, .44–20, NI, Thin	1

Fig. 17 - ES Solution Tank Group

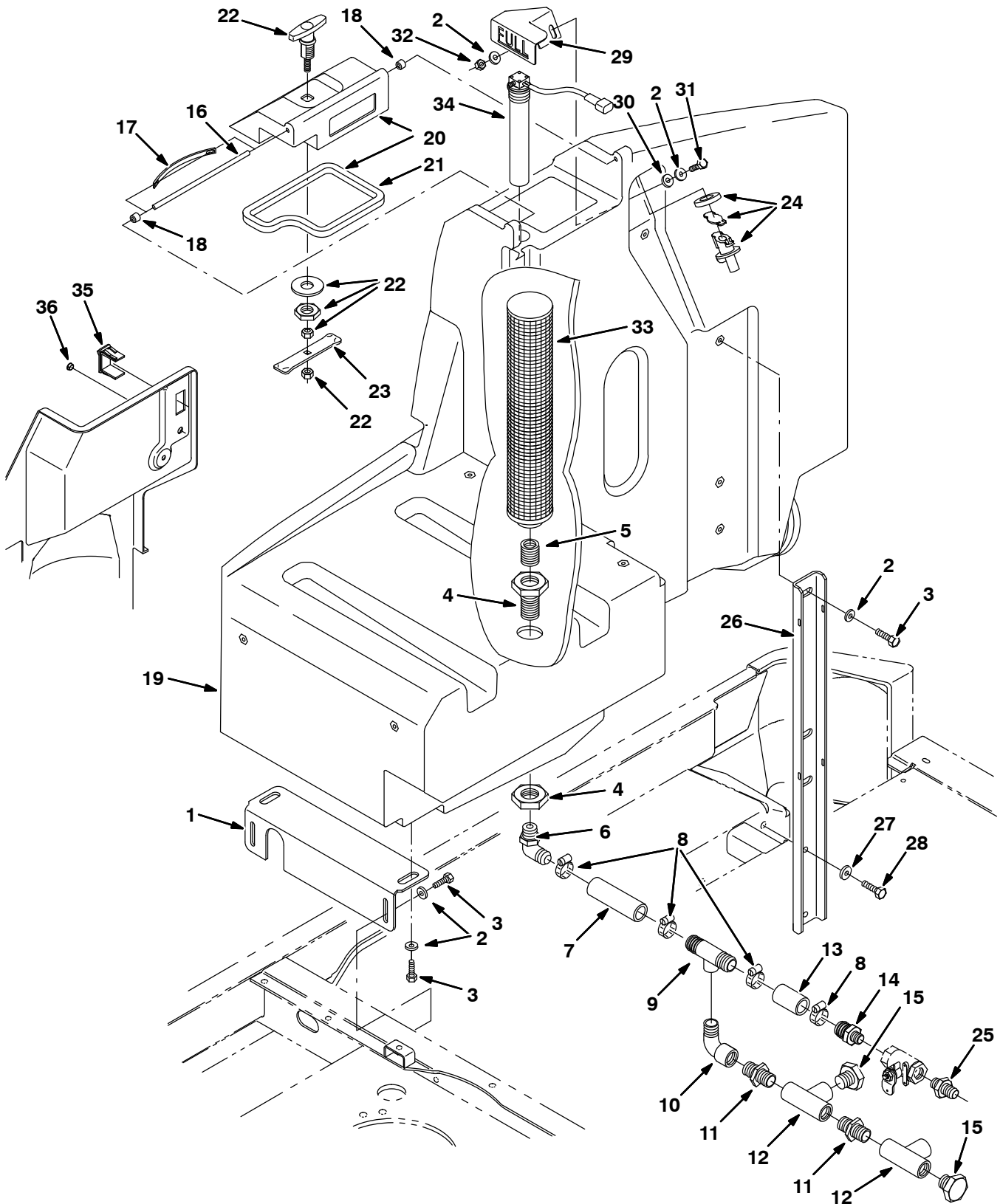


Fig. 17 – ES Solution Tank Group

Ref.	Part No.	Serial Number	Description	Qty.	
1	386109	(0000-) Bracket, Mtg, Tank	1	
2	01685	(0000-) Washer, Flt, .31 Ss	9	
3	12273	(0000-) Screw, Hex, M08 X 1.25 X 20, Ss, NI	7	
4	386224	(0000-) Fitting, Plstc, Bkhd, Pf16/Pf16	1	
5	223499	(0000-) Fitting, Plstc, Str, Pm16/Pm16 Close	1	
6	365093	(0000-) Fitting, Plstc, E90, 16bm/16pm	1	
7	386420	(0000-) Hose, Water, 1.0id 4.5l	1	
8	11399	(0000-) Clamp, Hose, Wormdrive, 0.81-1.50d	4	
9	365096	(0000-) Fitting, Plstc, Tee, Bm16/Pf12/Bm16	1	
10	69785	(0000-) Fitting, Plstc, E90, Pm12/Pf12	1	
11	24544	(0000-) Fitting, Plstc, Str, Pm12/Pm12	2	
12	42133A	(0000-) Fitting, Plstc, Tee, Pf12/Pf12/Pf12	2	
13	386421	(0000-) Hose, Water, 1.0id 2.25l	1	
14	57379	(0000-) Fitting, Plstc, Str, Pm12/Bm16	1	
15	75611	(0000-) Fitting, Plstc, Plug, Pm12	2	
16	386419	(0000-) Pin, Hinge, Cover	1	
17	386643	(0000-) Spring, Cover	1	
18	49740	(0000-) Cap, Plastic	2	
19	387683	(0000-0599) Tank Kit, Soltn, W/ Label, Replmt [7300]	1	
19	9006972	(0600-) Tank Kit, Soltn, W/ Label, Teal, Replmt	1	
▽	20	387594	(0000-0599) Cover Kit, Soltn, W/ Gasket	1
▲	21	386320	(0000-0599) Gasket, Celr Ure, .50, 05.94w 08.88l,Adh	1
▽	20	9006967	(0600-) Cover Kit, Soltn, W/ Gasket, Teal	1
▲	21	386320	(0600-) Gasket, Celr Ure, .50, 05.94w 08.88l,Adh	1
22	386324	(0000-) Handle	1	
23	386222	(0000-) Bar	1	
24	78842	(0000-) Kit, Valve, Check	1	
25	79273-2	(0000-) Fitting, Plstc, Str, Bm12/Pm12	1	
26	386160	(0000-0599) Channel	1	
26	1056382	(0600-) Channel, .19, 2.5w 1.0 29.3l, H&S, Gray	1	
27	01686	(0000-) Washer, Flt, .38 Ss	2	
28	77347	(0000-) Screw, Hex, M10 X 1.5 X 35, Ss	2	
29	387061	(0000-) Bracket, Full	1	
30	63416	(0000-) Washer, 0.31b 0.88d .12, Rbr	1	
31	09011	(0000-) Screw, Hex, M08 X 1.25 X 30, Ss	1	
32	08713	(0000-) Nut, Hex, Lock, M08 X 1.25,NI, Ss	1	
33	387045	(0000-) Strainer, Tank, Solution	1	
34	375429	(0000-) Kit, Replmt, Press Switch/8" Tube	1	
35	398501	(0000-) Plug, Hole, RockersSwitch	1	
36	33807	(0000-) Button, Plug, 0.44H .03-.12 [Blk Nyl]	1	

Fig. 18 – ES Drain Group

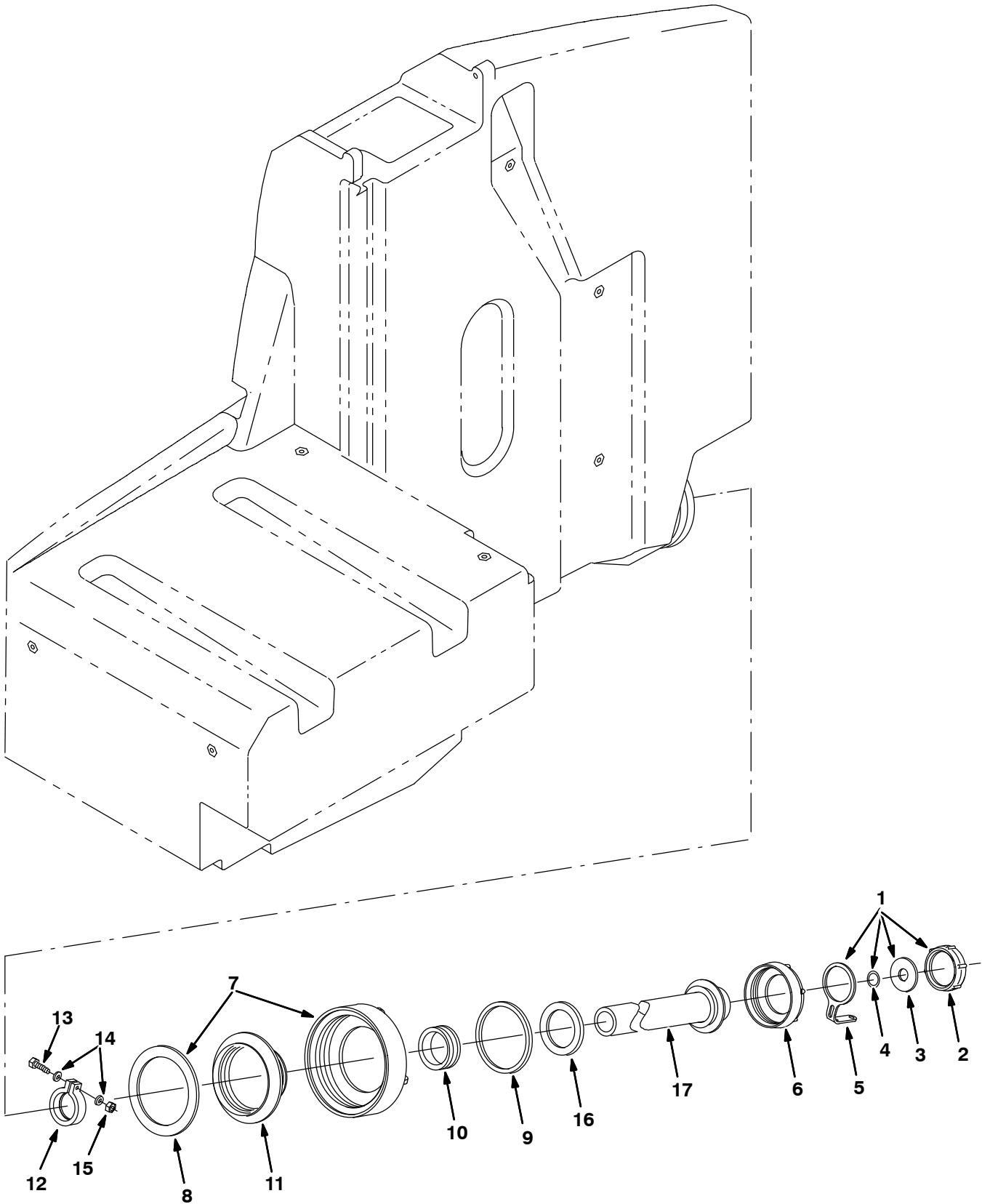


Fig. 18 - ES Drain Group

	Ref.	Part No.	Serial Number	Description	Qty.
▽		387467	(0000-) Kit, Drain Hose, Solution Side	1
▲▽	1	32501	(0000-) Kit, Cap, Drain	1
▲▲	2	32613	(0000-) Cap, Tank, Drain, 2.25 Thread Pye	1
▲▲	3	32614	(0000-) Gasket, Cap	1
▲▲	4	32669	(0000-) Ring, Retaining, Ext, 0.75d, Ss	1
▲▲	5	32508	(0000-) Strap	1
▲	6	14880	(0000-) Cap, Tank, Drain, 3.85 Thread Pye	1
▲▽	7	24358	(0000-) Cap, Tank	1
▲▲	8	1031699	(0000-) Gasket, .19, 4.05id 5.29od [Buna]	1
▲	9	79320	(0000-) Gasket, Cap, Drain	1
▲	10	41421	(0000-) Seal	1
▲	11	14864	(0000-) Cover, Insert	1
▲	12	41454	(0000-) Clamp, Hose, Plstc, 1.60d X 0.62w	1
▲	13	12316	(0000-) Screw, Hex, M05 X 0.8 X 25, Ss	1
▲	14	01683	(0000-) Washer, Flt, #10 Ss	1
▲	15	09739	(0000-) Nut, Hex, Lock, M05 X 0.8, NI, Ss	1
▲	16	41451	(0000-) Gasket, Lid	1
▲	17	386423	(0000-) Hose Assy, Drain	1

Fig. 19 – ES Pump Group

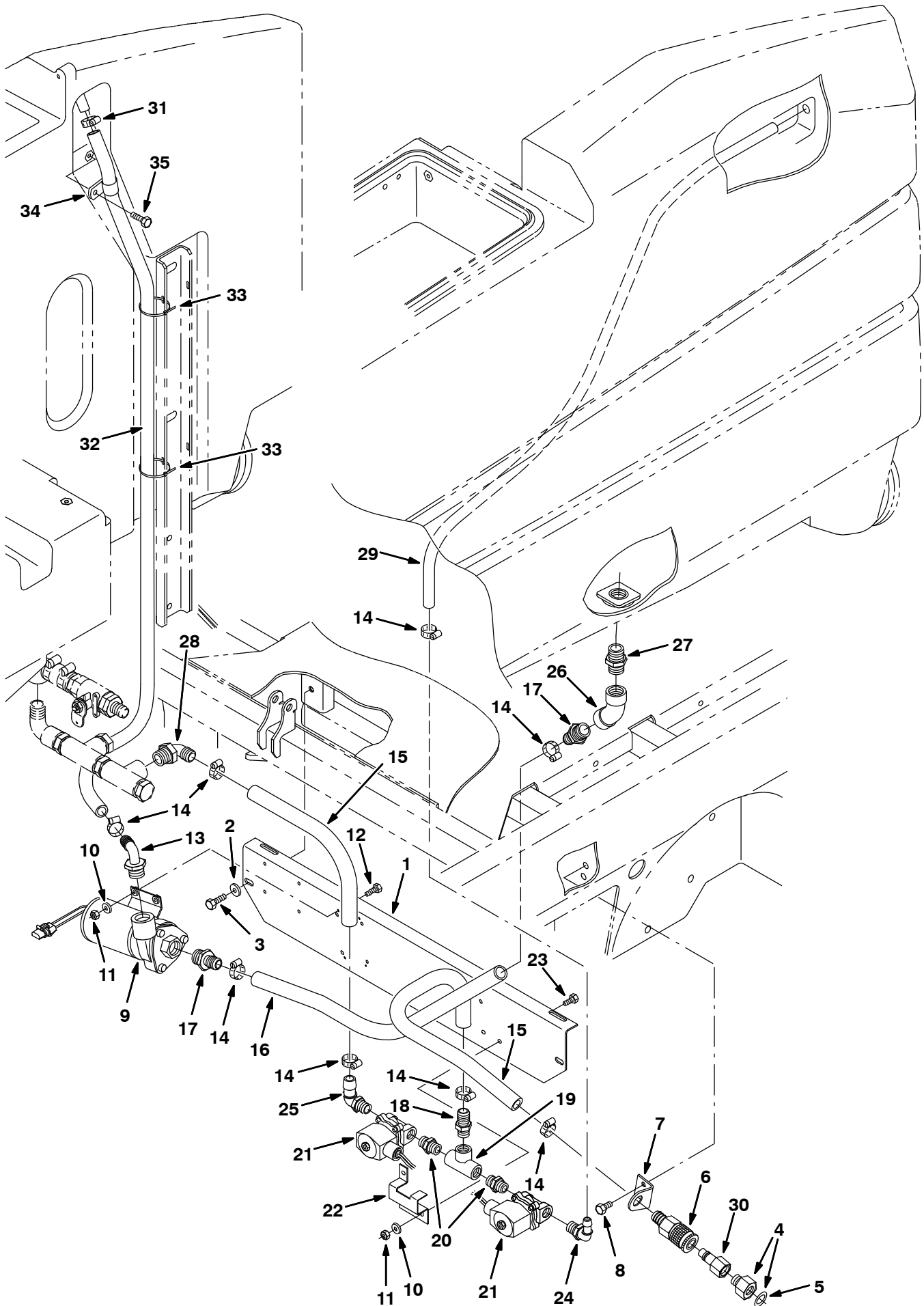


Fig. 19 - ES Pump Group

Ref.	Part No.	Serial Number	Description	Qty.
	1	1056864	(0000-) Angle, Mtg, Es, Iron Gray	1
	2	01685	(0000-) Washer, Flt, .31 Ss	2
	3	09010	(0000-) Screw, Hex, M08 X 1.25 X 25, Ss	2
▽	4	375322	(0000-) Kit, Ftg, Garden Hose	1
▲	5	01316	(0000-) Washer, Rbr, .12 0.66B 1.00D	1
	6	24105	(0000-) Fitting, Brs, Qdc, Bm12/Qf08	1
	7	1056866	(0000-) Bracket, Mtg, Es, Iron Gray	1
	8	15675	(0000-) Screw, Hex, M08 X 1.25 X 16, Ss	2
	9	369865	(0000-) Pump, Solution, Impeller	1
	10	01684	(0000-) Washer, Flt, .25 Ss	7
	11	08712	(0000-) Nut, Hex, Lock, M06 X 1.0	7
	12	09007	(0000-) Screw, Hex, M06 X 1.0 X 25	4
	13	73468	(0000-) Fitting, Plstc, E90, Bm10/Pm12	1
	14	63810	(0000-) Clamp, Hose, Wormdrive	8
	15	1015047	(0000-) Hose, Afmkt, Pvc, Brd, 0.75ld, 02Ft, Clr	2
	16	1006410	(0000-) Hose, Afmkt, Pvc, Brd, 0.75ld, 03Ft, Clr	1
	17	79273-2	(0000-) Fitting, Plstc, Str, Bm12/Pm12	2
	18	78398	(0000-) Fitting, Plstc, Str, Bm12/Pm08	1
	19	79497	(0000-) Fitting, Plstc, Tee, Pf08/Pf08/Pf08	1
	20	86508	(0000-) Fitting, Plstc, Str, Pm08/Pm08	2
	21	41410	(0000-) Valve, Solenoid, 36vdc	2
	22	364545	(0000-) Bracket, Sppt, Auto Fill	1
	23	15678	(0000-) Screw, Hex, M06 X 1.0 X 16	3
	24	63244-1	(0000-) Fitting, Plstc, E90, Bm08/Pm08	1
	25	63244-2	(0000-) Fitting, Plstc, E90, Bm12/Pm08	1
	26	10575	(0000-) Fitting, Plstc, E45, Pf12/Pf12	1
	27	24544	(0000-) Fitting, Plstc, Str, Pm12/Pm12	1
	28	14877	(0000-) Fitting, Plstc, E90, Bm12/Pm12	1
	29	387285	(0000-) Hose, Pvc, Clr, 0.50id 0.69od 50.0l	1
	30	33295	(0000-) Fitting, Qm, Male	1
	31	63810	(0000-) Clamp, Hose, Wormdrive	1
	32	387236	(0000-) Hose, Vyl, Brd, .62id 55.0l	1
	33	49266	(0000-) Tie, Cable, Nyl, 07.3l .19w 1.8 Max D	2
	34	69234	(0000-) Clamp, Cable, Stl, 1.00d X 0.62w, 1h	1
	35	49826	(0000-) Screw, Hex, M08 X 1.25 X 16, Ss, NI	1

Fig. 20 – ES Recovery Tank Group

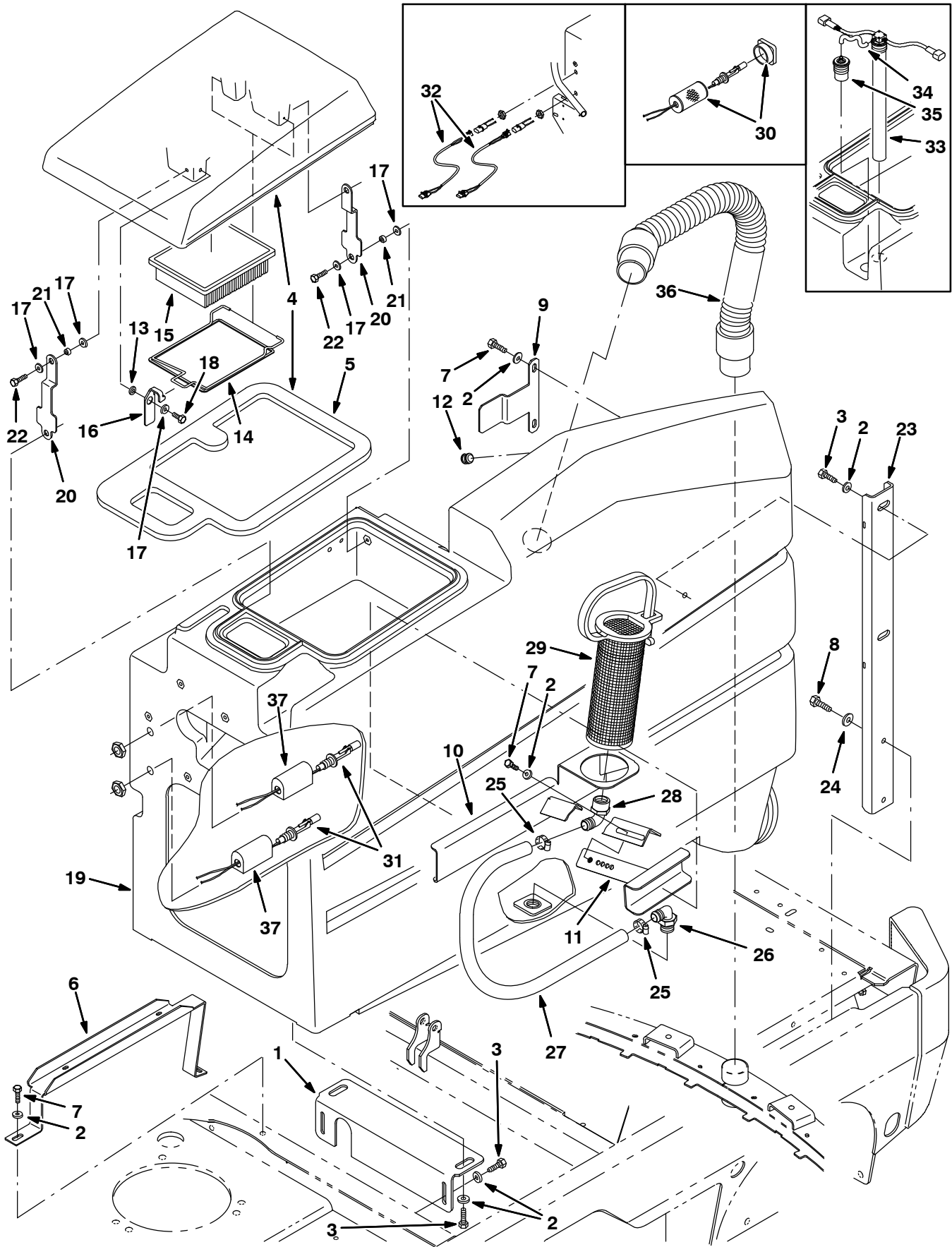


Fig. 20 – ES Recovery Tank Group

Ref.	Part No.	Serial Number	Description	Qty.
	1	386109	(0000-) Bracket, Mtg, Tank	1
	2	01685	(0000-) Washer, Flt, .31 Ss	14
	3	12273	(0000-) Screw, Hex, M08 X 1.25 X 20, Ss, NI	6
▽	4	386102	(0000-0599) Cover, Tank, Recvy	1
▲	5	386223	(0000-0599) Gasket, Tank, Recovery	1
▽	4	9006966	(0600-) Cover Kit, Recvy, W/ Gasket, Teal	1
▲	5	386223	(0600-) Gasket, Tank, Recovery	1
	6	386330	(0000-) Channel, Harness	1
	7	09740	(0000-) Screw, Hex, M08 X 1.25 X 20, Ss	6
	8	77347	(0000-) Screw, Hex, M10 X 1.5 X 35, Ss	2
	9	1056868	(0000-) Bracket, Retaining, Iron Grey	1
	10	386444	(0000-) Bracket Wldt, Tank	1
	11	386445	(0000-) Bracket Wldt, Tank	1
	12	386424	(0000-) Plug, Cap	1
	13	386785	(0000-) Spacer, Latch, Filter	1
	14	387615	(0000-) Bracket Wldt, Retainer, Fltr	1
	15	1037822	(0000-) Filter, Fan	1
	16	386325	(0000-) Bracket, Retaining, Filter	1
	17	01683	(0000-) Washer, Flt, #10 Ss	9
	18	15675	(0000-) Screw, Hex, M08 X 1.25 X 16, Ss	1
	19	387685	(0000-0599) Tank Kit, Recvy, W/ Label, Replmt [7300]	1
	19	9006974	(0600-) Tank Kit, Recvy, W/ Label, Replmt [7300]	1
	20	386108	(0000-) Bar	2
	21	360801	(0000-) Sleeve	4
	22	12273	(0000-) Screw, Hex, M08 X 1.25 X 20, Ss, NI	4
	23	386160	(0000-) Channel	1
	24	01686	(0000-) Washer, Flt, .38 Ss	2
	25	86824	(0000-) Clamp, Hose, Wormdrive, 0.56-1.06d	2
	26	14877	(0000-) Fitting, Plstc, E90, Bm12/Pm12	1
	27	387266	(0000-) Hose, Vyl, Brd, .75id 28.0l	1
	28	24543	(0000-) Fitting, Plstc, E90, Bm12/Pf12	1
	29	386652	(0000-) Strainer, Pump, Es	1
	30	375302	(0000-xxxx) Strainer, Soltn, Switch Guard (Repl By 1019285)	2
	31	222822	(0000-xxxx) Sensor, Level, Liquid [Magnetic]	2
	31	385685	(xxxx-) Sensor, Level, Liquid [Magnetic]	2
	32	369766	(0000-xxxx) Harness, Sensor, Jumper	2
	33	375430	(0000-0172) Kit, Replmt, Dual Press/14" Tube	1
	34	13292	(0000-0172) Hose, Vacuum, 0.16id X 05.0l	1
	35	385750	(0000-0172) Tube Assy, 2 Inch	1
	36	386267	(0000-) Hose, Vacuum, 89.0l	1
	37	1019285	(xxxx-) Bracket, Protector, Float Switch	1

Fig. 21 - ES Clean-Out Wand Group

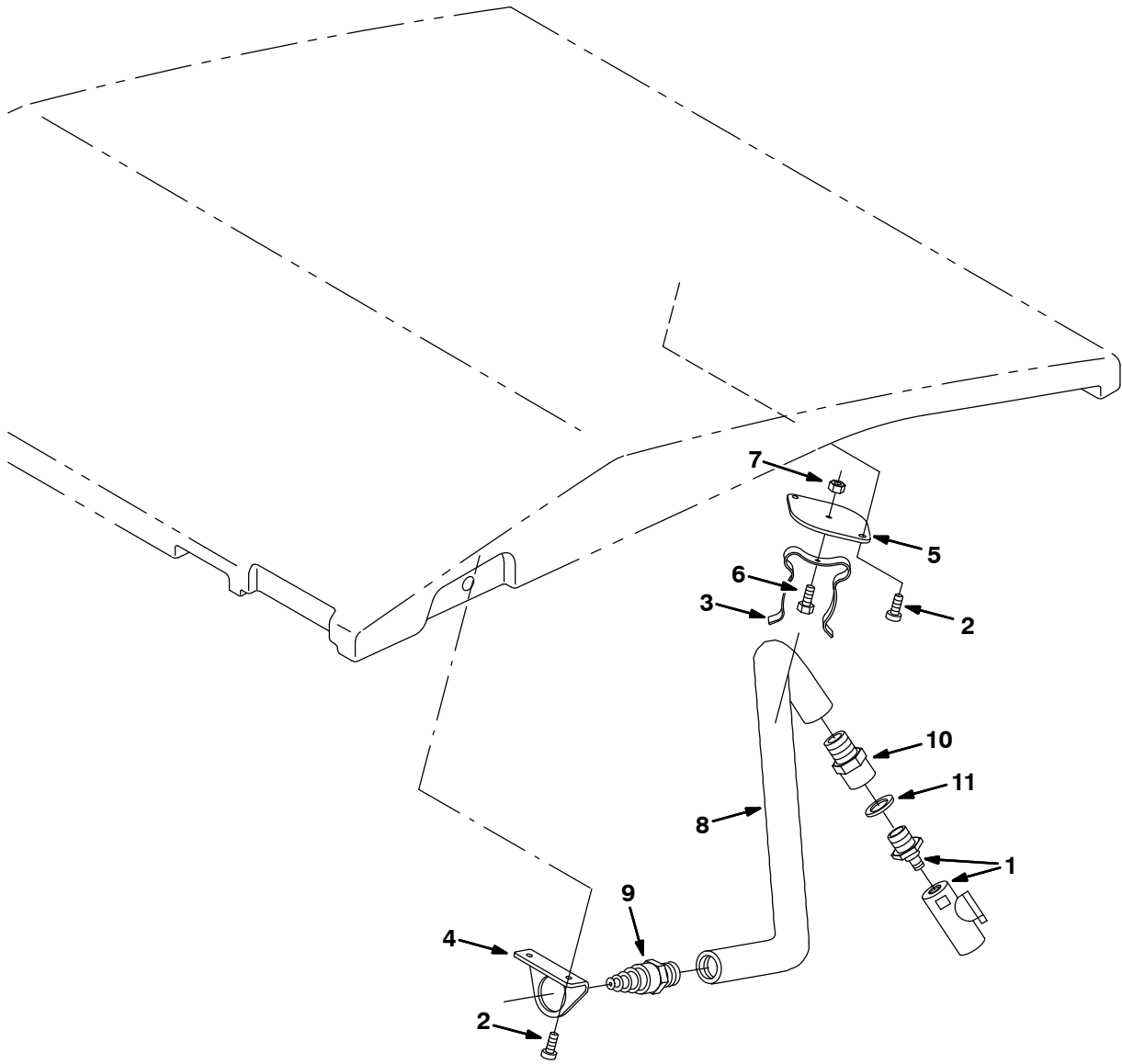


Fig. 21 - ES Clean-Out Wand Group

Ref.	Part No.	Serial Number	Description	Qty.
1	382991	(0000-) Valve, Flow Control, Hose Adapter	1
2	360943	(0000-) Screw, Pan, #10-14 X 0.75, F/ Plstc	2
3	67004	(0000-) Clip, Finger Grip	1
4	387225	(0000-) Angle, Wand, Clean-Out	1
5	387226	(0000-) Plate, Wand, Clean-Out	1
6	09206	(0000-) Screw, Hex, M04 X 0.7 X 12, 8.8	1
7	02850	(0000-) Nut, Hex, Lock, M04 X 0.7, NI	1
8	387109	(0000-) Wand, Clean-Out	1
9	387159	(0000-) Nozzle, Water	1
10	387160	(0000-) Fitting, Plstc, Str, Pm08/[Garden Hose]F	1
11	387161	(0000-) Washer, Rbr, .68idx1.0od	1

Fig. 22 - FaST Solution Tank Group

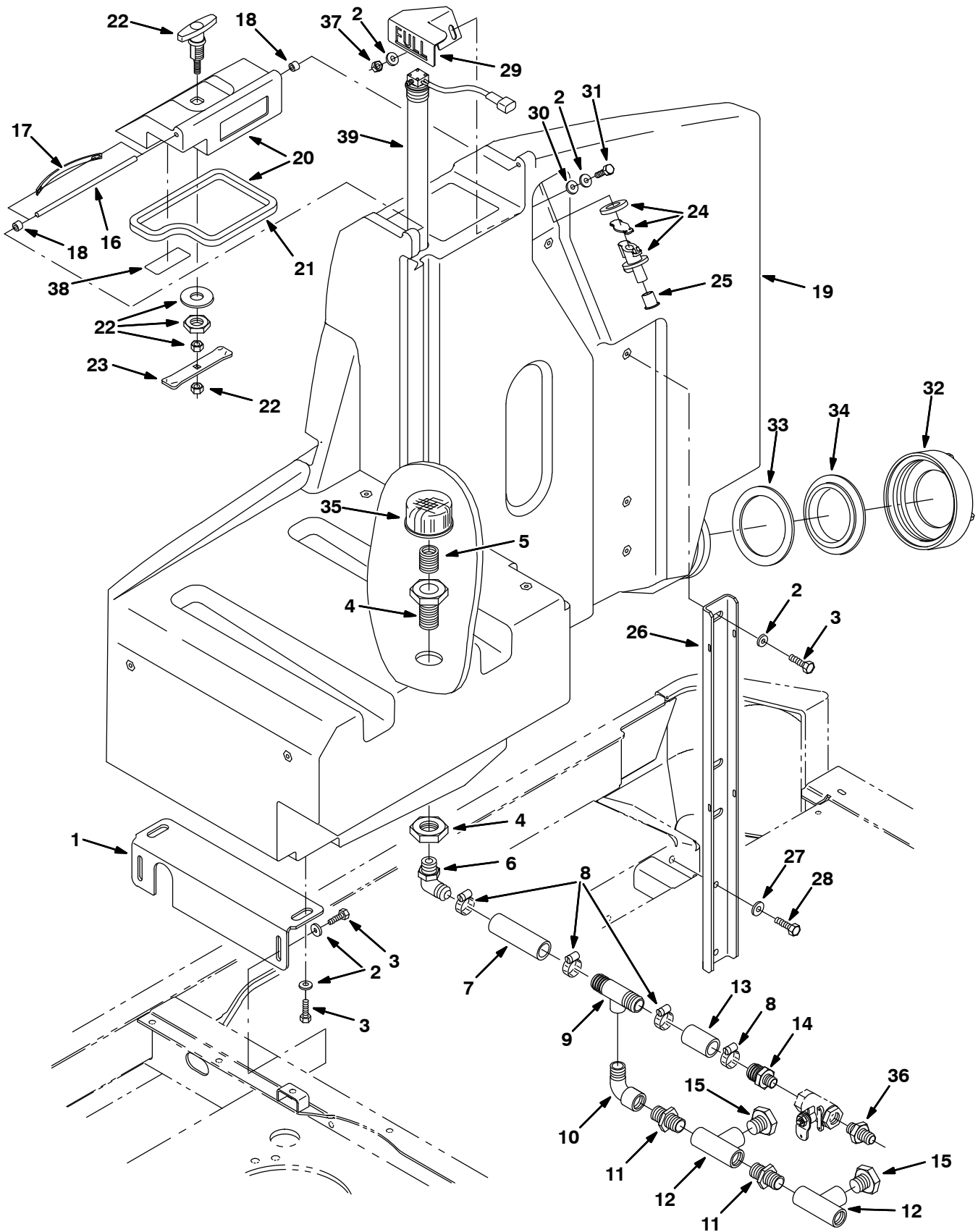


Fig. 22 – FaST Solution Tank Group

Ref.	Part No.	Serial Number	Description	Qty.	
1	1056849	(0000-) Bracket, Mtg, Tank, Iron Gray	1	
2	01685	(0000-) Washer, Flt, .31 Ss	9	
3	12273	(0000-) Screw, Hex, M08 X 1.25 X 20, Ss, NI	7	
4	386224	(0000-) Fitting, Plstc, Bkhd, Pf16/Pf16	1	
5	223499	(0000-) Fitting, Plstc, Str, Pm16/Pm16 Close	1	
6	365093	(0000-) Fitting, Plstc, E90, 16bm/16pm	1	
7	386420	(0000-) Hose, Water, 1.0id 4.5l	1	
8	11399	(0000-) Clamp, Hose, Wormdrive, 0.81-1.50d	4	
9	365096	(0000-) Fitting, Plstc, Tee, Bm16/Pf12/Bm16	1	
10	69785	(0000-) Fitting, Plstc, E90, Pm12/Pf12	1	
11	24544	(0000-) Fitting, Plstc, Str, Pm12/Pm12	2	
12	42133A	(0000-) Fitting, Plstc, Tee, Pf12/Pf12/Pf12	2	
13	386421	(0000-) Hose, Water, 1.0id 2.25l	1	
14	57379	(0000-) Fitting, Plstc, Str, Pm12/Bm16	1	
15	75611	(0000-) Fitting, Plstc, Plug, Pm12	2	
16	386419	(0000-) Pin, Hinge, Cover	1	
17	386643	(0000-) Spring, Cover	1	
18	49740	(0000-) Cap, Plastic	2	
19	387683	(0000-0599) Tank Kit, Soltn, W/ Label, Replmt [7300]	1	
19	9006972	(0600-) Tank Kit, Soltn, W/ Label, Teal, Replmt	1	
▽	20	387594	(0000-0599) Cover Kit, Soltn, W/ Gasket	1
▲	21	386320	(0000-0599) Gasket, Celr Ure, .50, 05.94w 08.88l,Adh	1
▽	20	9006967	(0600-) Cover Kit, Soltn, W/ Gasket, Teal	1
▲	21	386320	(0600-) Gasket, Celr Ure, .50, 05.94w 08.88l,Adh	1
22	386324	(0000-) Handle	1	
23	386222	(0000-) Bar	1	
24	78842	(0000-) Kit, Valve, Check	1	
25	78740	(0000-) Plug, Cap	1	
26	386160	(0000-0599) Channel	1	
26	1056382	(0600-) Channel, .19, 2.5w 1.0 29.3l, H&S, Gray	1	
27	01686	(0000-) Washer, Flt, .38 Ss	2	
28	77347	(0000-) Screw, Hex, M10 X 1.5 X 35, Ss	2	
29	387061	(0000-) Bracket, Full	1	
30	63416	(0000-) Washer, 0.31b 0.88d .12, Rbr	1	
31	09011	(0000-) Screw, Hex, M08 X 1.25 X 30, Ss	1	
32	23456	(0000-) Cap, Tank, Drain, 6.17 Thread Pye	1	
33	1031699	(0000-) Gasket	1	
34	86636	(0000-) Cover, Tank	1	
35	20810	(0000-) Filter, Soltn, 20mesh, Pf16 3.1d 02.3l	1	
36	79273-2	(0000-) Fitting, Plstc, Str, Bm12/Pm12	1	
37	08713	(0000-) Nut, Hex, Lock, M8 X 1.25, NI, Ss	1	
38	391451	(xxxx-) Label [Attention Fast Users, 5400s]	1	
39	375431	(xxxx-) Switch Kit, Press, W/34inch Tube, Replmt	1	

Fig. 23 – FaST Recovery Tank Group

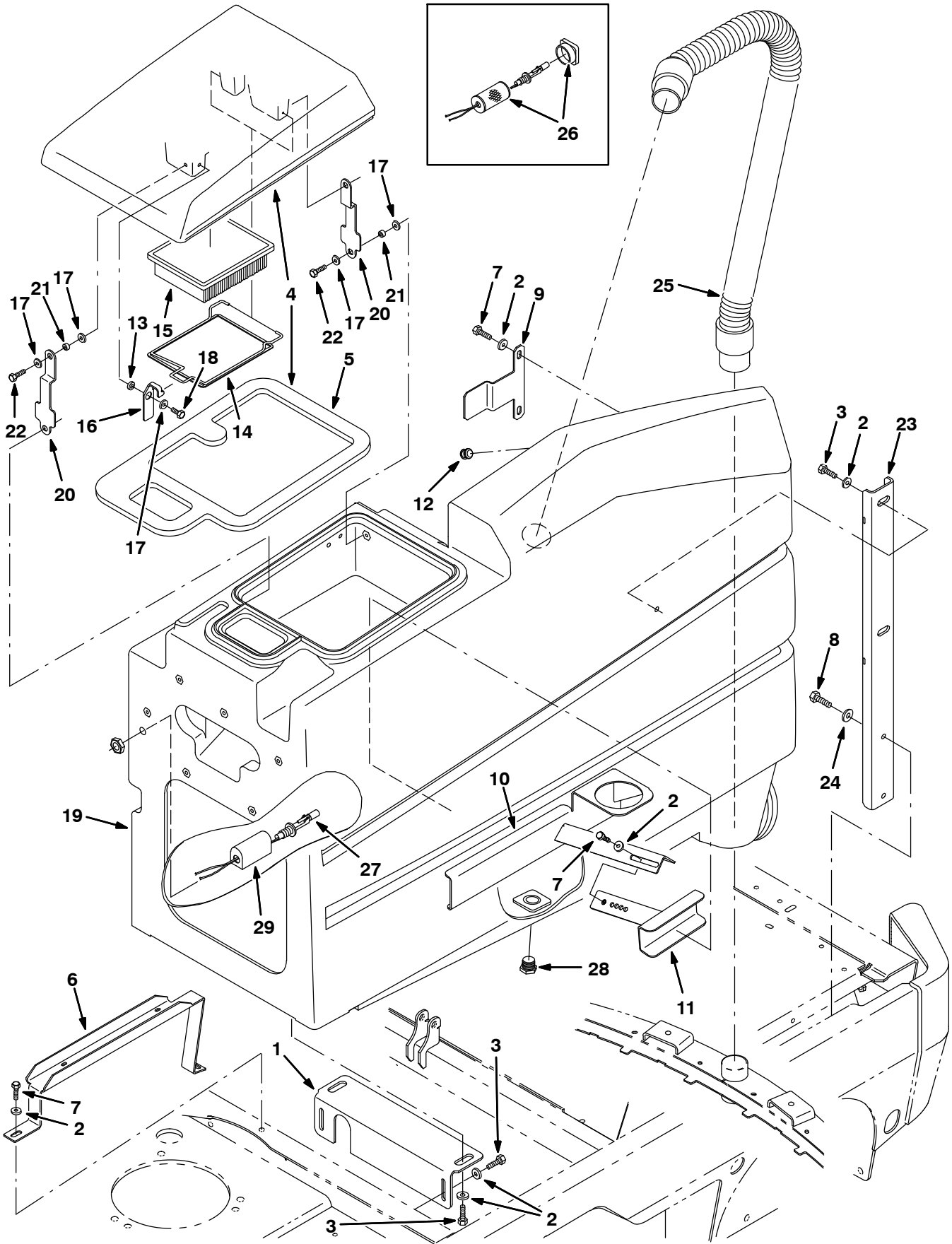


Fig. 23 – FaST Recovery Tank Group

Ref.	Part No.	Serial Number	Description	Qty.	
1	1056849	(0000-) Bracket, Mtg, Tank, Iron Gray	1	
2	01685	(0000-) Washer, Flt, .31 Ss	14	
3	12273	(0000-) Screw, Hex, M08 X 1.25 X 20, Ss, NI	6	
▽	4	387593	(0000-0599) Kit, Cover, Recvy, W/Gasket	1	
▲	5	386223	(0000-0599) Gasket, Tank, Recovery	1	
▽	4	9006966	(0600-) Cover Kit, Recvy, W/ Gasket, Teal	1
▲	5	386223	(0600-) Gasket, Ure, .50, 12.65w 18.89l, Adh	1
	6	1056857	(0000-) Bracket, Harness, Iron Gray	1
	7	09740	(0000-) Screw, Hex, M08 X 1.25 X 20, Ss	6
	8	77347	(0000-) Screw, Hex, M10 X 1.5 X 35, Ss	2
	9	386414	(0000-) Bracket, Retaining	1
	10	386444	(0000-) Bracket Wldt, Tank	1
	11	386445	(0000-) Bracket Wldt, Tank	1
	12	386424	(0000-) Plug, Cap	1
	13	386785	(0000-) Spacer, Latch, Filter	1
	14	387615	(0000-) Bracket Wldt, Retainer, Fltr	1
	15	1037822	(0000-) Filter, Fan	1
	16	386325	(0000-) Bracket, Retaining, Filter	1
	17	01685	(0000-) Washer, Flt, 0.38B 0.88D .08, Ss	9
	18	15675	(0000-) Screw, Hex, M08 X 1.25 X 16, Ss	1
	19	387685	(0000-0599) Tank Kit, Recvy, W/ Label, Replmt [7300]	1	
	19	9006974	(0600-) Tank Kit, Recvy, W/ Label, Teal, Replmt	1
	20	386108	(0000-) Bar	2
	21	360801	(0000-) Sleeve	4
	22	12273	(0000-) Screw, Hex, M08 X 1.25 X 20, Ss, NI	4
	23	386160	(0000-) Channel	1
	24	01686	(0000-) Washer, Flt, .38 Ss	2
	25	386267	(0000-) Hose, Vacuum, 89.0l	1
	26	375302	(0000-xxxx) Strainer, Soltn, Switch Guard (Repl By 1019285)	1	
	27	385685	(0000-) Sensor, Level, Liquid [Magnetic]	1
	28	75611	(0000-) Fitting, Plstc, Plug, Pm12	1
	29	1019285	(xxxx-) Bracket, Protector, Float Switch	1

Fig. 24 – FaST Solution Pump Group (0000–1385)

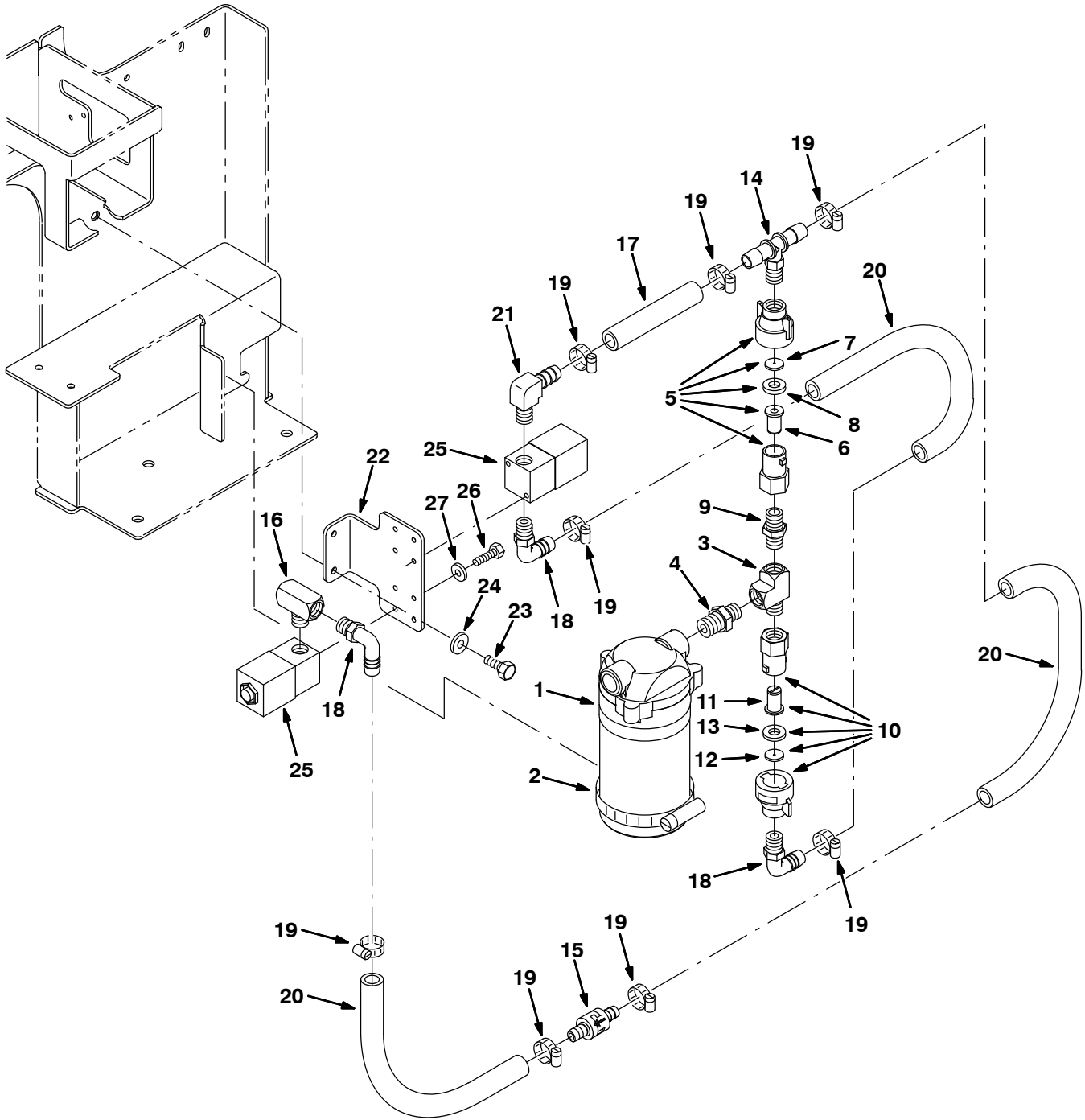


Fig. 24 – FaST Solution Pump Group (0000–1385)

Ref.	Part No.	Serial Number	Description	Qty.	
1	1005866	(0000–1385) Pump, Soltn, Ele, 36vdc	1	
2	43555	(0000–1385) Clamp, Hose, Wormdrive, 1.62–3.50d	1	
3	24929	(0000–1385) Fitting, Brs, Tee, Pf04/Pf04/Pm04	1	
4	1010835	(0000–1385) Fitting, Brs, Str, Pm04/Pm06	1	
▽	5	1010655	(0000–1385) Fitting Assy, Cap, 0.067b, Pf04	1
▲	6	1006447	(0000–1385) Screen, 50 Mesh, Ss	1
▲	7	1010658	(0000–1385) Plate, Orifice, 0.067id	1
▲	8	1005508	(0000–1385) Washer, Flat, 0.34b 0.75d 0.12, Viton	1
	9	398468	(0000–1385) Fitting, Brs, Str, Pm04/Pm04	1
▽	10	1010660	(0000–1385) Fitting Assy, Cap, 0.086b, Pf04	1
▲	11	1006447	(0000–1385) Screen, 50 Mesh, Ss	1
▲	12	1010661	(0000–1385) Plate, Orifice, 0.086id	1
▲	13	1005508	(0000–1385) Washer, Flat, 0.34b 0.75d 0.12, Viton	1
	14	1010791	(0000–1385) Fitting, Plstc, Tee, Bm08/Pm04/Bm08 Nyl	1
	15	1010614	(0000–1385) Valve, Check, 2 Gpm 3" 06bm/08bm	1
	16	53268	(0000–1385) Fitting, Brs, Tee, Pf04/Pm04/Pf04	1
	17	1011403	(0000–1385) Hose, Afmkt Replmt, Pvc, Brd 0.50id 1 Ft	1
	18	1010713	(0000–1385) Fitting, Plstc, E90, Bm08/Pm04 Nyl	3
	19	54333	(0000–1385) Clamp, Hose, Wormdrive, 0.31–0.88d	8
	20	1011521	(0000–1385) Hose, Afmkt Replmt, Pvc, Brd 0.50id 2 Ft	3
	21	1010836	(0000–1385) Fitting, Brs, E90, Pm04/Bm08	1
	22	1013857	(0000–1385) Bracket, Mtg, Valve, Solenoid	1
	23	06942	(0000–1385) Screw, Hex, M6 X 1.0 X 16, 8.8	2
	24	32490	(0000–1385) Washer, Flat, 0.25 Std	2
	25	1028581	(0000–1385) Valve, Water, 36vdc, 6.0mm, 04pf	2
	26	09252	(0000–1385) Screw, Hex, M5 X 0.8 X 20, 8.8	4
	27	19066	(0000–1385) Washer, Flat, #10	4

Fig. 25 – FaST Air Pump and Detergent Group (0000–1385)

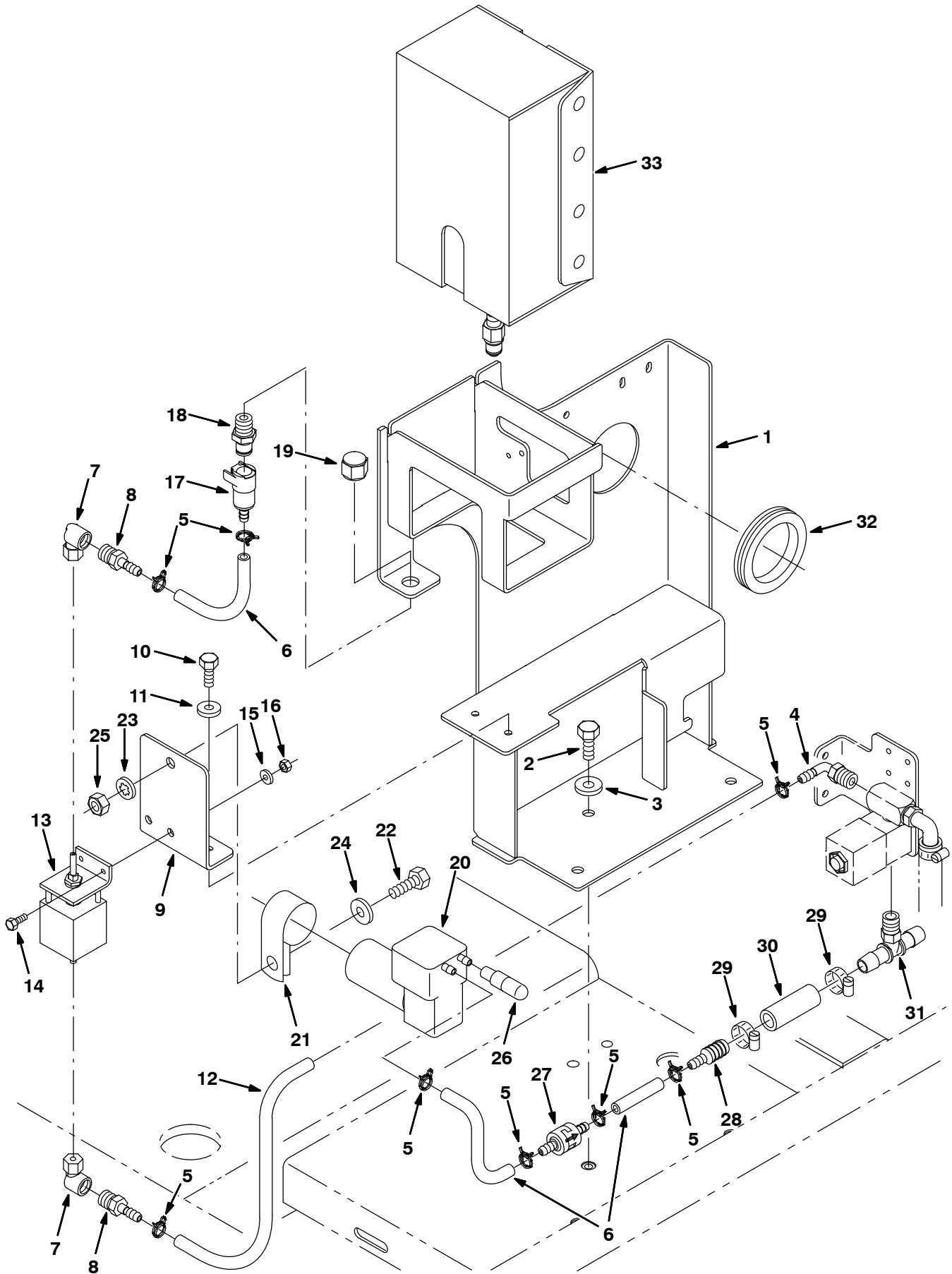


Fig. 25 - FaST Air Pump and Detergent Group (0000-1385)

Ref.	Part No.	Serial Number	Description	Qty.
1	1024009	(0000-1385)	Bracket Wldt [7300/8300 FaST]	1
2	16931	(0000-1385)	Screw, Hex, M8 X 1.25 X 20, 8.8	3
3	32491	(0000-1385)	Washer, Flat, 0.31 Std	3
4	1011170	(0000-1385)	Fitting, Plstc, E90, Bm04/Pm04 Nyl	1
5	613735	(0000-1385)	Clamp, Hose .40 - .42 2 Wire	8
6	1014987	(0000-1385)	Hose, Afmkt, Pvc, Clr 0.25id 1 Ft	2
7	1014082	(0000-1385)	Fitting, Brs, E90, Cf03/Pf02	2
8	150525	(0000-1385)	Fitting 1/8mx1/4h Barb Brs	2
9	1013866	(0000-1385)	Bracket, Mtg, Pump, Detgt [7300/8300]	1
10	06942	(0000-1385)	Screw, Hex, M6 X 1.0 X 16, 8.8	2
11	32490	(0000-1385)	Washer, Flat, 0.25 Std	2
12	1014986	(0000-1385)	Hose, Afmkt, Pvc, Clr 0.25id 2 Ft	1
13	1014056	(0000-1385)	Pump, Detgt, 560s	1
14	09206	(0000-1385)	Screw, Hex, M4 X 0.7 X 12, 8.8	2
15	19064	(0000-1385)	Washer, Flat, #06	2
16	02850	(0000-1385)	Nut, Hex, Lock, M 4 X 0.7, NI	2
17	1002898	(0000-1385)	Coupling, Fem, W/ Valve, .25 Brb	1
18	1002899	(0000-1385)	Coupling, Mal, .25 Npt	1
19	1005435	(0000-1385)	Fitting, Plstc, Cap, Pf04	1
20	1008211	(0000-1385)	Pump, Air, Ele, 36vdc	1
21	53466	(0000-1385)	Clamp, Cable, Stl, 1.50d X 1.00w, 1h	1
22	09010	(0000-1385)	Screw, Hex, M8 X 1.25 X 25, Ss	1
23	32984	(0000-1385)	Washer, Lock, Int, .31	1
24	32491	(0000-1385)	Washer, Flat, 0.31 Std	1
25	08709	(0000-1385)	Nut, Hex, Lock, M8 X 1.25, NI	1
26	1005255	(0000-1385)	Filter Assy, Air, Molded Ure	1
27	1010871	(0000-1385)	Valve, Check, 2 Gpm 0.5psi Bm04/Bm04	1
28	25620	(0000-1385)	Fitting, Plstc, Str, Bm04/Bm08	1
29	54333	(0000-1385)	Clamp, Hose, Wormdrive, 0.31-0.88d	2
30	1011403	(0000-1385)	Hose, Afmkt Replmt, Pvc, Brd 0.50id 1 Ft	1
31	1010791	(0000-1385)	Fitting, Plstc, Tee, Bm08/Pm04/Bm08 Nyl	1
32	10632-19	(0000-1385)	Grommet, Rbr, 2.13id, F/ 2.5h, .12 Matl	1
33	1017015	(0000-1385)	Detergent Pkg, 2 Liter, Sgl, 365	1
33	1017022	(0000-1385)	Detergent Pkg, 2 Liter, Sgl, 665	1
33	1021878	(0000-1385)	Detergent Pkg, 4 Liter, Sgl [Tco 665]	1

Fig. 26 - FaST Foam Filter Group (0000-1385)

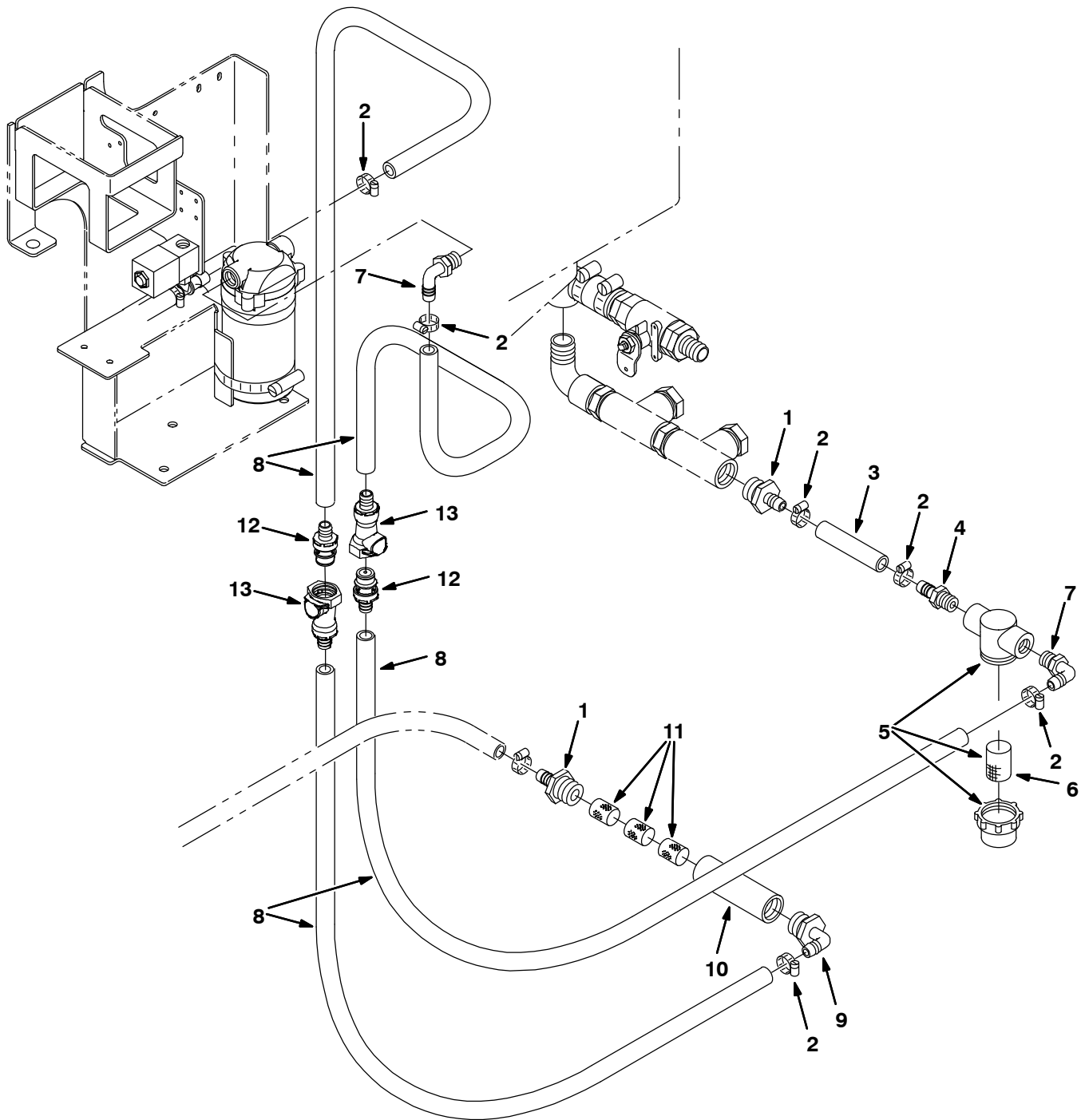


Fig. 26 - FaST Foam Filter Group (0000-1385)

Ref.	Part No.	Serial Number	Description	Qty.
1	79273-1	(0000-1385)) Fitting, Plstc, Str, Bm08/Pm12	1
2	54333	(0000-1385)) Clamp, Hose, Wormdrive, 0.31-0.88d	6
3	1011403	(0000-1385)) Hose, Afmkt Replmt, Pvc, Brd 0.50id 1 Ft	1
4	64743	(0000-1385)) Fitting, Plstc, Str, Bm08/Pm06	1
▽	5	1005302) Filter, Inline, Pf06/Pf06, 80 Mesh	1
▲	6	1005304) Screen, Filter, 80 Mesh	1
	7	64778) Fitting, Plstc, E90, Bm08/Pm06	2
	8	1011835) Hose, Afmkt Replmt, Pvc, Brd 0.50id 20ft	1
	9	1005552) Fitting, Plstc, E90, Bm08/Pm12, Nyl	1
	10	1005086) Tube, Pvc, Shc80, Clear, 4.0l	1
	11	1002789) Filter, Foam	3
	12	1017415) Coupling Insert, Qm, Bm08	1
	13	1017413) Coupling Body, Qf, Pm08	1

Fig. 27 – FaST Pumps and Detergent Group (1385–)

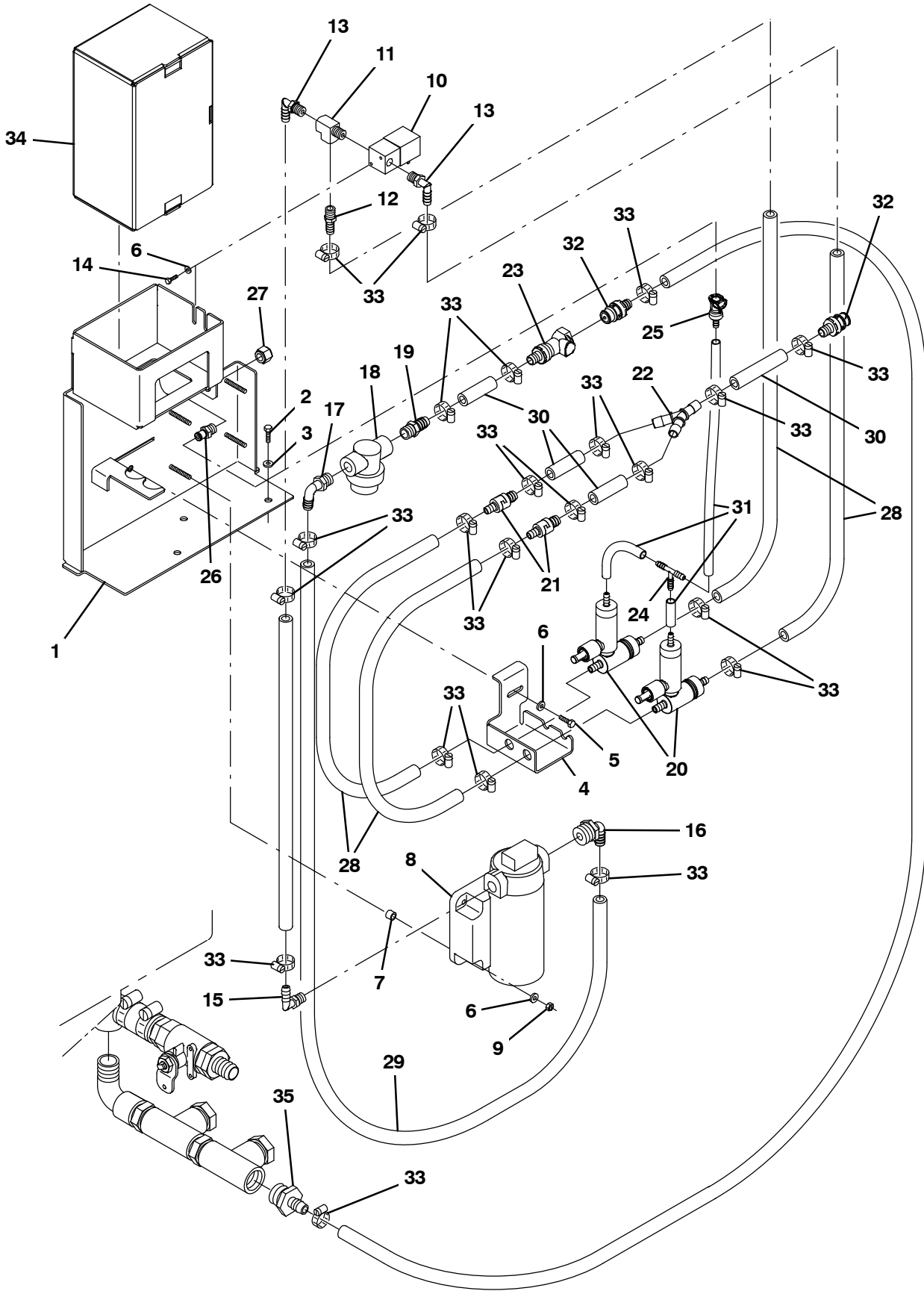


Fig. 27 – FaST Pumps and Detergent Group (1385–)

Ref.	Part No.	Serial Number	Description	Qty.
1	1050771	(1385–)	Bracket Wldt [7300/8300 Fast li+]	1
2	16735	(1385–)	Screw, Hex, M8 X 1.25 X 16, 8.8	3
3	32491	(1385–)	Washer, Flat, 0.31, Std	3
4	1050805	(1385–)	Bracket, Mtg [Fast li+]	1
5	06942	(1385–)	Screw, Hex, M6 X 1.00 X 16, 8.8	1
6	01683	(1385–)	Washer, Flat, 10, Ss	7
7	360801	(1385–)	Sleeve, 0.32b 0.50d 0.3l, 2cham, Ss	4
8	1045633	(1385–)	Pump, Soltn, 36vdc, 65psi [Fast li+]	1
9	06549	(1385–)	Nut, Hex, Lock, M5 X 0.80, NI	4
10	1028581	(1385–)	Valve, Water, Solenoid, 36vdc 6.0mm Pf04	1
11	150709	(1385–)	Fitting, Brs, Tee, Pm04/Pf04/Pf04, Run	1
12	150540	(1385–)	Fitting, Plstc, Str, Bm06/Pm04	1
13	57248	(1385–)	Fitting, Plstc, E90, Bm06/Pm04, Nyl	2
14	12312	(1385–)	Screw, Hex, M5 X 0.80 X 12, 8.8	2
15	1049259	(1385–)	Fitting, Nyl, Qdc, E90, Bm06/ Qm10	1
16	1049254	(1385–)	Fitting, Nyl, Qdc, E90, Bm08/ Qm10	1
17	64778	(1385–)	Fitting, Plstc, E90, Bm08/Pm06	1
18	1005302	(1385–)	Filter, In-Line, Pf06/Pf06 080mesh 02.6l	1
19	64743	(1385–)	Fitting, Plstc, Str, Bm08/Pm06	1
20	1070035	(1385–)	Injector Assy [Gen III] (See Breakdowns)	2
21	1035794	(1385–)	Valve, Check, 0005psi Bm06/Bm08	2
22	1010668	(1385–)	Fitting, Plstc, Y, Bm08/Bm08/Bm08, Nyl	1
23	1017413	(1385–)	Housing, Cplg, Qf / Pm08	2
24	150713	(1385–)	Fitting, Plstc, Tee, Bm04/Bm04/Bm04	1
25	1002898	(1385–)	Fitting, Plstc, Str, Bm04, Cplg, Fem	1
26	1002899	(1385–)	Fitting, Plstc, Str, Pm04, Cplg, Mal	1
27	1005435	(1385–)	Fitting, Plstc, Pipe, Cap, Pf04	1
28	1006400	(1385–)	Hose, Afmkt, Pvc, Brd, 0.38id, 03ft, Clr	2
29	1011521	(1385–)	Hose, Afmkt, Pvc, Brd, 0.50id, 02ft, Clr	1
30	1011403	(1385–)	Hose, Afmkt, Pvc, Brd, 0.50id, 01ft, Clr	1
31	1014986	(1385–)	Hose, Afmkt, Pvc, Clr, 0.25id, 02ft	1
32	1017415	(1385–)	Insert, Cplg, Qm, Bm08	2
33	54333	(1385–)	Clamp, Hose, Wormdrive, 0.31–0.88d, .31w	22
34	1021878	(1385–)	Fast 665 4 Ltr, Detergent	1
34	9002022	(1385–)	Fast 965 4 Ltr, Detergent	1
35	79273–1	(1385–)	Fitting, Plstc, Str, Bm08/Pm12	1

Fig. 28 – Recovery Tank Drain Group

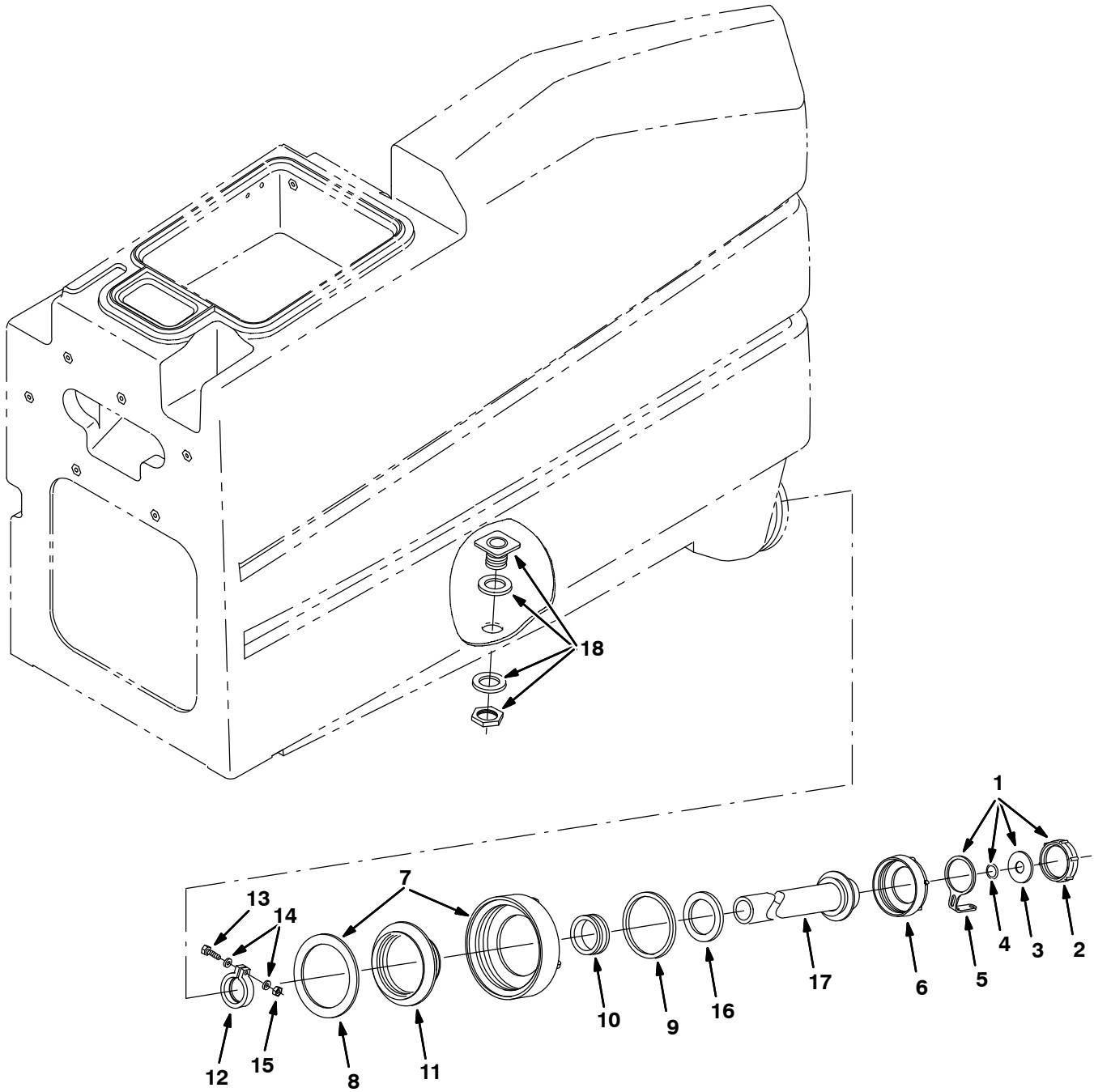


Fig. 28 - Recovery Tank Drain Group

	Ref.	Part No.	Serial Number	Description	Qty.
▽		387201	(0000-) Hose Assy, Drain	1
▲▽	1	32501	(0000-) Kit, Cap, Drain	1
▲▲	2	32613	(0000-) Cap, Tank, Drain, 2.25 Thread Pye	1
▲▲	3	32614	(0000-) Gasket, Cap	1
▲▲	4	32669	(0000-) Ring, Retaining, Ext, 0.75d, Ss	1
▲▲	5	32508	(0000-) Strap	1
▲	6	14880	(0000-) Cap, Tank, Drain, 3.85 Thread Pye	1
▲▽	7	24358	(0000-) Cap, Tank	1
▲▲	8	1031699	(0000-) Gasket, .19, 4.05id 5.29od [Buna]	1
▲	9	79320	(0000-) Gasket, Cap, Drain	1
▲	10	41421	(0000-) Seal	1
▲	11	14864	(0000-) Cover, Insert	1
▲	12	41454	(0000-) Clamp, Hose, Plstc, 1.60d X 0.62w	1
▲	13	12316	(0000-) Screw, Hex, M05 X 0.8 X 25, Ss	1
▲	14	01683	(0000-) Washer, Flt, #10 Ss	1
▲	15	09739	(0000-) Nut, Hex, Lock, M05 X 0.8, NI, Ss	1
▲	16	41451	(0000-) Gasket, Lid	1
▲	17	386423	(0000-) Hose Assy, Drain	1
	18	377349	(0000-) Fitting, Plstc, Bkhd, Pf12/Pf12	1

Fig. 29 - Vacuum Fan Group

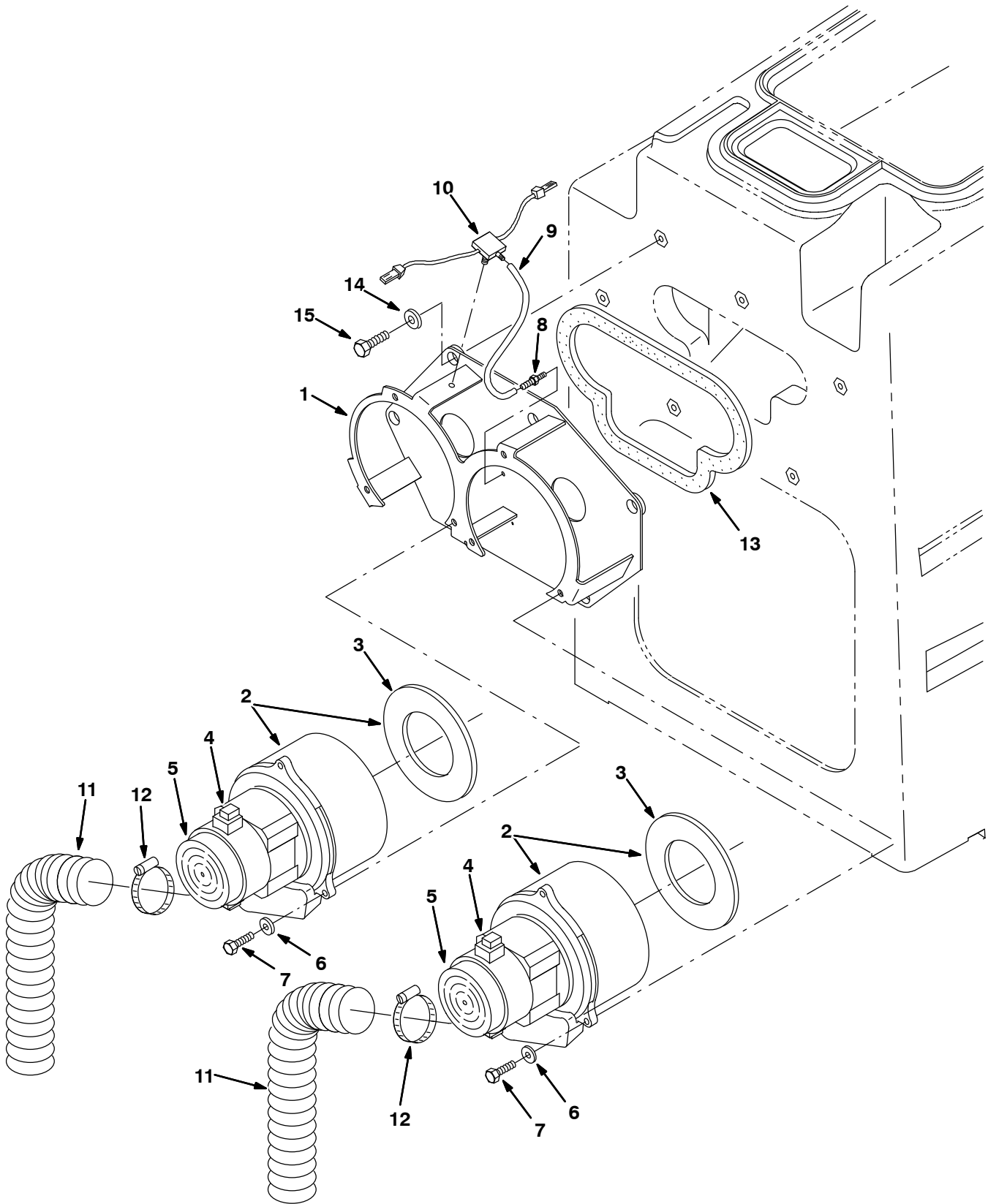


Fig. 29 – Vacuum Fan Group

Ref.	Part No.	Serial Number	Description	Qty.
	1	386321	(0000–1294) Bracket Wldt, Mtg, Fan	1
	1	1056941	(1295–) Bracket Wldt, Mtg, Fan, Iron Gray	1
▽	2	17363	(0000–0168) Fan Assy, Vacuum (See Breakdown) (Replaced by 398520)	2
▲	3	223264	(0000–0168) Seal, Rbr, Clsd, 0.25th, 5.8d 03.3h	1
▽	2	398520	(0169–1294) Fan Assy, Vacuum (See Breakdown)	2
▲	3	223264	(0169–1294) Seal, Rbr, Clsd, 0.25th, 5.8d 03.3h	1
▽	2	9004054	(1295–) Motor Kit, Vacuum, Replmt	1
▲	3	223264	(1295–) Seal, Rbr, Clsd, 0.25th, 5.8d 03.3h	1
	4	1041772	(1295–) Brush Kit, Motor	
	5	1041766	(1295–) Cover, Cooling Fan	
	6	32483	(0000–) Washer, Flat, 0.25, Sae	6
	7	06943	(0000–) Screw, Hex, M6 X 1.00 X 20, 8.8	6
	8	40607	(0000–) Fitting, Brs, Str, Pm02/Bm03	1
	9	13292	(0000–) Hose, Vacuum, 0.16id X 05.0l	1
	10	386349	(0000–) Switch, Vacuum, Dual Level	1
	11	387499	(0000–) Hose, Vacuum	2
	12	22297	(0000–) Clamp, Hose, Wormdrive, 1.56–2.50d	2
	13	386323	(0000–) Gasket, Mtg, Fan	1
	14	13248	(0000–) Washer, 0.40b 1.12d .12, Stl, PI	6
	15	15675	(0000–) Screw, Hex, M08 X 1.25 X 16, Ss	6

Fig. 30 – Scrub Head Lift Group

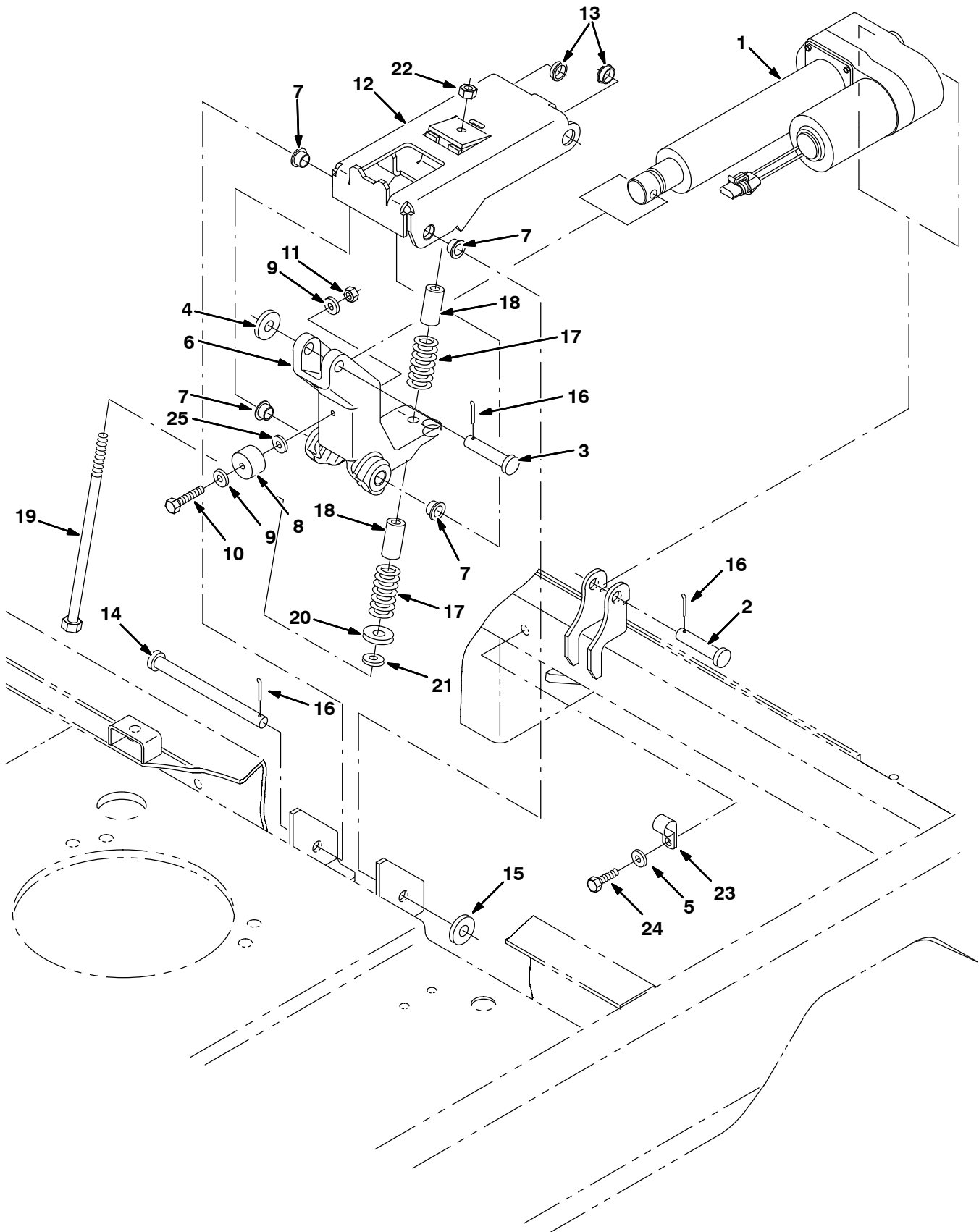


Fig. 30 – Scrub Head Lift Group

Ref.	Part No.	Serial Number	Description	Qty.
1	386985	(0000-) Actuator, 36vdc, 7.0stroke, 700lb	1
2	43290	(0000-) Pin, Clevis, 0.50 D X 1.75l	1
3	06279	(0000-) Pin, Clevis, 0.50 D X 2.50l	1
4	32493	(0000-) Washer, Flt, .50 Std	1
5	01684	(0000-) Washer, Flt, .25 Ss	1
6	1056919	(0000-) Bellcrank, Lift, Head, Iron Gray	1
7	15648	(0000-) Bushing, Flng, 0.50b 0.59d 0.38l	4
8	386988	(0000-) Bumper, Rbr, 1.19d .72l	1
9	01683	(0000-) Washer, Flt, #10 Ss	2
10	12316	(0000-) Screw, Hex, M05 X 0.8 X 25, Ss	1
11	09739	(0000-) Nut, Hex, Lock, M05 X 0.8, NI, Ss	1
12	1056842	(0000-) Arm Wldt, Lift, Scb Head, Gray [7300]	1
13	04843	(0000-) Bushing, Flng, 0.63b 0.72d 0.25l	2
14	51225	(0000-) Pin, Clevis, 0.50 D X 5.50l	1
15	41619	(0000-) Washer, Flt, .50 Ss	1
16	08182	(0000-) Pin, Cotter, .125 X 1.00	3
17	386049	(0000-) Spring, Cmpr, 1.5 Od .75id X 2.5l	2
18	386961	(0000-) Sleeve, .38b X .75d X 1.5l, Bronze	2
19	14455	(0000-) Screw, Hex, M08 X 1.25 X 160, 8.8	1
20	41619	(0000-) Washer, Flt, .50 Ss	1
21	01685	(0000-) Washer, Flt, .31 Ss	1
22	08713	(0000-) Nut, Hex, Lock, M08 X 1.25,NI, Ss	1
23	26395-1	(0000-) Clamp, Cable, Stl, 0.56d X 0.38w, 1h	1
24	12459	(0000-) Screw, Hex, M06 X 1.0 X 20, Fmg	1
25	13248	(0000-) Washer, Flat, 0.40b 1.12d .12, Stl, PI	1

STANDARD PARTS

Fig. 31 – Max Pro 1000 (Disc-Brush) Scrub Head Frame Group

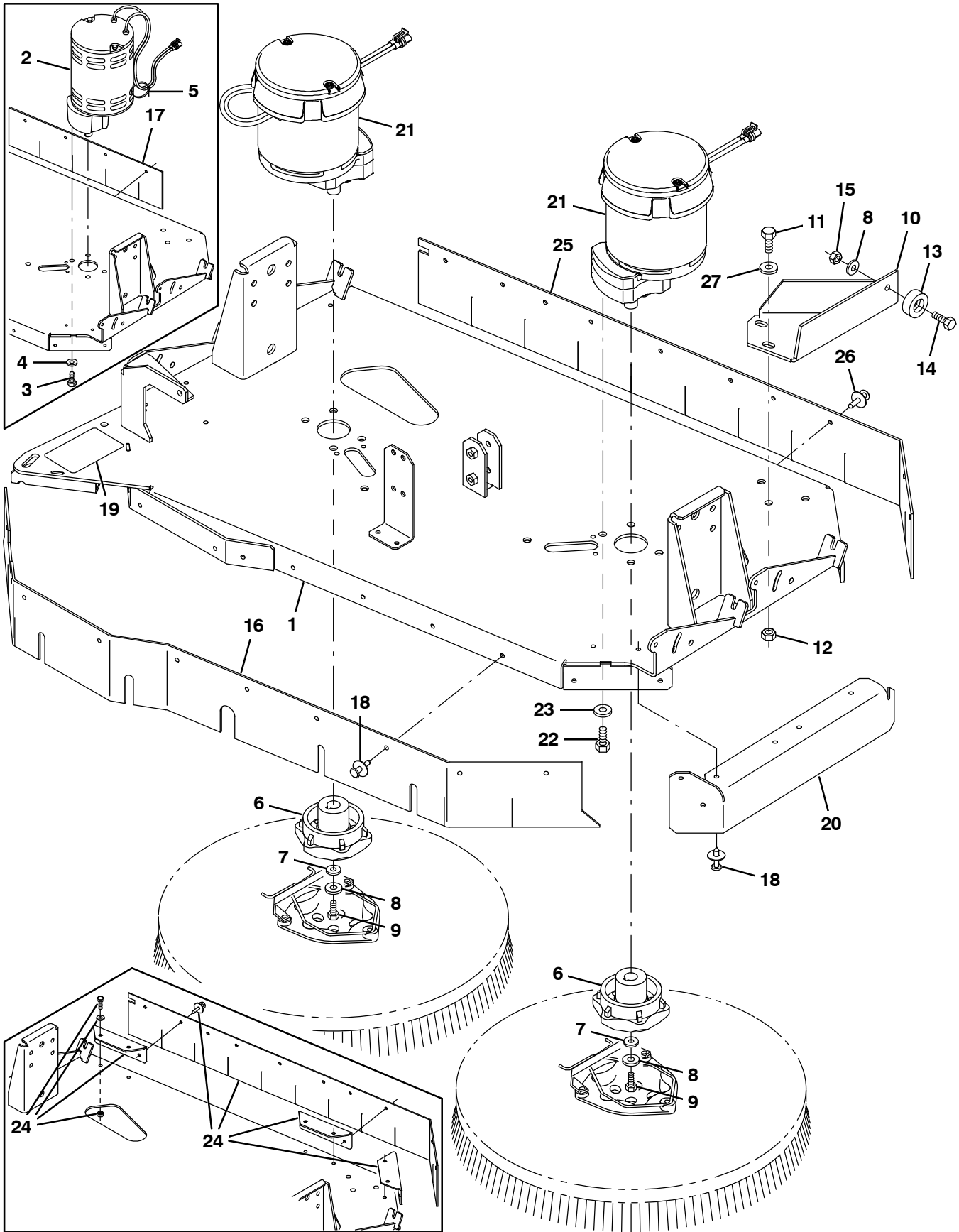


Fig. 31 – Max Pro 1000 (Disc-Brush) Scrub Head Frame Group

Ref.	Part No.	Serial Number	Description	Qty.	
1	1056862	(0000-2049) Frame Wldt, Scb Head, 2 Brush, Ele, Gray	1	
1	1068417	(2050-) Frame Wldt, Scb Head, 2 Brush, Ele, Gray	1	
2	386687	(0000-2033) Motor, Ele, 36vdc 1.00hp 0300rpm, Gear (Standard) (See Breakdown) (Replaced by 9010162)	2	
2	386679	(0000-xxxx) Motor, Gear, Ele, 1.5hp, 36vdc, 300rpm (Heavy Duty) (See Breakdown) (Replaced by 387585AM)	2	
2	1068578	(xxxx-2033) Motor, Ele, 36vdc 1.50hp 0300rpm, Gear (Heavy Duty) (See Breakdown) (Replaced by 9010161)	2	
3	34195	(0000-2033) Screw, Hex, .38-16 X 1.00, NI	8	
4	01686	(0000-2033) Washer, Flt, .38 Ss	8	
5	49263	(0000-2033) Tie, Cable, Nyl, 11.4l .19w 3.0 Max D	2	
6	377364	(0000-) Hub, Drive, Brush, Disk, 0.75B 6T	2	
7	41186	(0000-) Washer, Belleville, .31	2	
8	01685	(0000-) Washer, Flt, .31 Ss	3	
9	32124	(0000-) Screw, Hex, .31-18 X 1.00, Ss, NI	2	
10	387976	(0000-0599) Bracket, Stop, Frame	1	
10	1066573	(0600-) Bracket, Stop, Frame	1	
11	09028	(0000-) Screw, Hex, M10 X 1.5 X 25, Ss	3	
12	08714	(0000-) Nut, Hex, Lock, M10 X 1.5, NI, Ss	3	
13	15023	(0000-) Bumper, Pye	1	
14	09010	(0000-) Screw, Hex, M08 X 1.25 X 25, Ss	1	
15	08713	(0000-) Nut, Hex, Lock, M08 X 1.25, NI, Ss	1	
16	386387	(0000-) Skirt, Front, Scrub Head, 2-Brush, Ele	1	
17	386388	(0000-2049) Skirt, Rear, Scrub Head, 2-Brush, Ele	1	
18	72968	(0000-) Rivet, Plstc, .250 X 0.898	24	
19	365156	(0000-) Label Set, Info/Hzrd, [Maxpro]	1	
20	387294	(0000-) Skirt, Side, Scrub Head, 2-Brush, Ele	2	
▽	21	9010162	(2034-) Motor Kit, Ele 36vdc 300rpm 1.0hp	2
▲		1066573	(2034-) Brush Kit, Motor	1
▽	21	9010161	(2034-) Motor Kit, Ele 36vdc 300rpm 1.5hp	2
▲		1066573	(2034-) Brush Kit, Motor	1
22	12333	(2034-) Screw, Hex, M8 X 1.25 X 25, Ss, NI	8	
23	1017218	(2034-) Washer, Flat, 0.32b 1.00d .12, Ss	8	
24	9009353	(0000-2049) Skirt Kit, Modif, Rear [Maxpro1000]	1	
25	1062580	(2050-) Skirt, Rbr, .12, 04.50w 40.73l, 10/ Hole	1	
26	72968	(2050-) Rivet, Plstc, .250d X 0.90	6	
27	01686	(0000-) Washer, Flt, .38 Ss	3	

Fig. 32 – Max Pro 1000 (Disc-Brush) Scrub Head Linkage Group

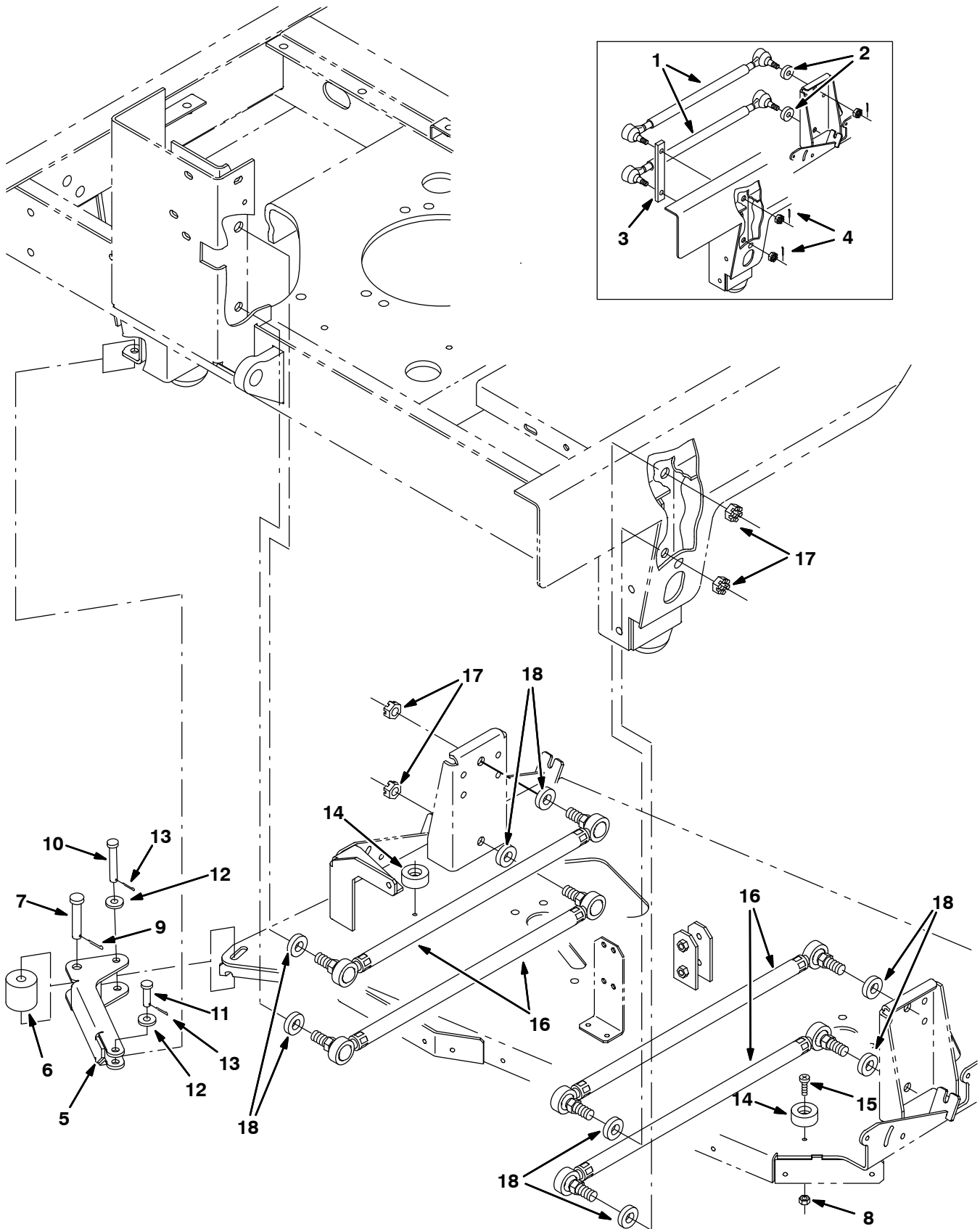


Fig. 32 – Max Pro 1000 (Disc-Brush) Scrub Head Linkage Group

Ref.	Part No.	Serial Number	Description	Qty.
1	14523	(0000-1345) Link, Lift, Squeegee (Replaced by 9005752)	4
2	14524	(0000-1345) Spacer, Washer	4
3	24254	(0000-1345) Link, .38 1.0w 07.5l 2/1.5h	2
4	08346	(0000-1345) Pin, Cotter, .125 X 0.75	8
5	1001099	(0000-0599) Guard, Kick In, Scb Head	1
5	1056390	(0600-) Guard, Kick In, Scb Head, Iron Gray	1
6	72946	(0000-) Roller	1
7	06279	(0000-) Pin, Clevis, 0.50 D X 2.50l	1
8	08712	(0000-) Nut, Hex, Lock, M06 X 1.0, NI, Ss	2
9	08182	(0000-) Pin, Cotter, .125 X 1.00	1
10	365180	(0000-) Pin, Clevis, 0.38 D X 2.50l	1
11	29557	(0000-) Pin, Clevis, 0.37 D X 1.31l	1
12	01686	(0000-) Washer, Flt, .38 Ss	2
13	39005	(0000-) Pin, Cotter, .094 X 0.75	2
14	364614	(0000-) Bumper, Neo, 1.5d .63t .31h	2
15	08716	(0000-) Screw, Hex, M06 X 1.0 X 20, Ss	2
16	1050195	(1346-) Link Assy, Rod-End, .63-18	4
17	40814	(1346-) Nut, Hex, Lock, .62-18, NI, Thin	8
18	1057066	(1346-) Tube, 0.69ld 1.25Od 00.4L, Rod-End, Gray	8

STANDARD PARTS

Fig. 33 – Max Pro 1000 (Disc-Brush) Solution Valve Group

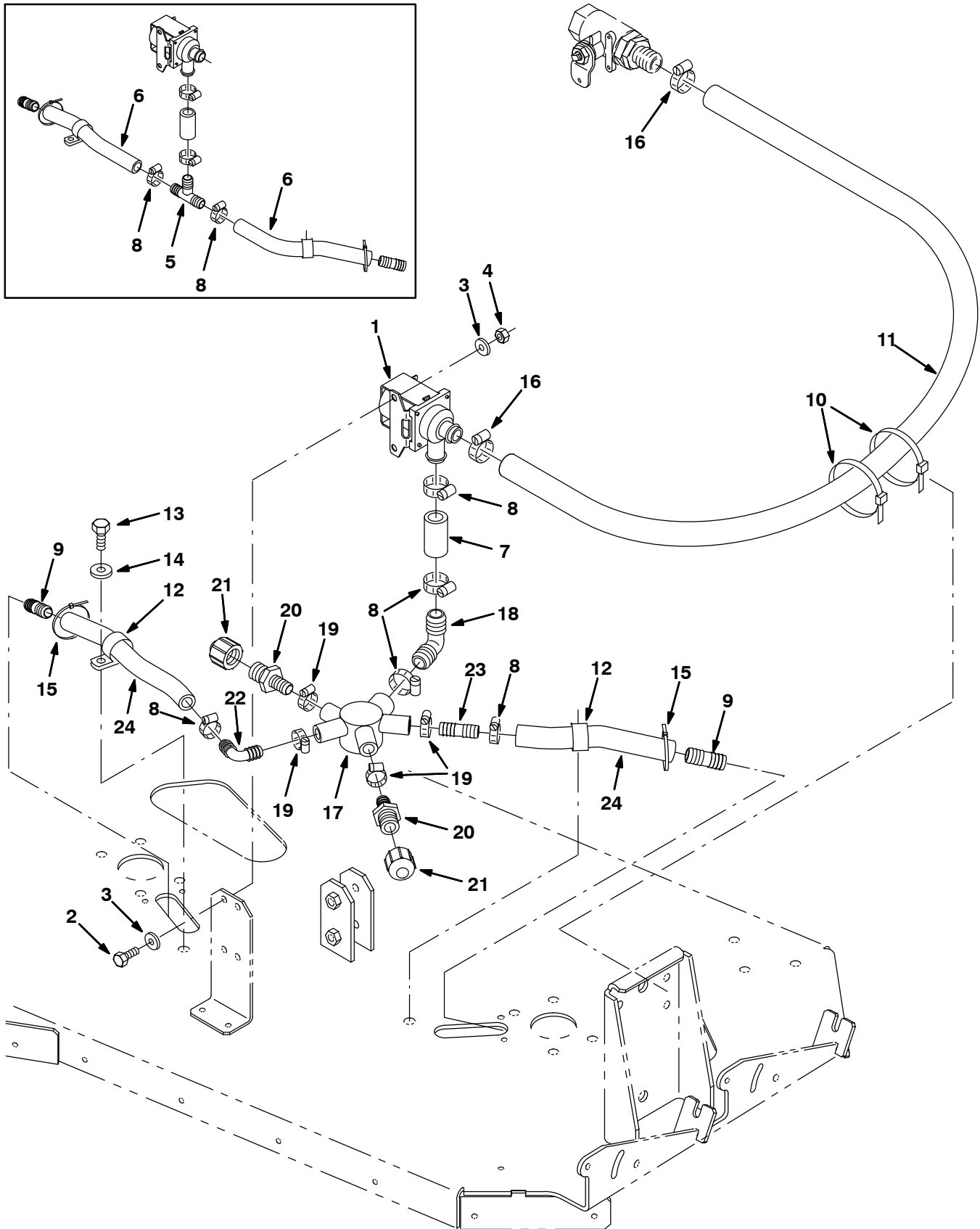


Fig. 33 – Max Pro 1000 (Disc-Brush) Solution Valve Group

Ref.	Part No.	Serial Number	Description	Qty.
1	84028	(0000–) Valve, Water	1
2	15678	(0000–) Screw, Hex, M06 X 1.0 X 16, Ss	2
3	32490	(0000–) Washer, Flt, .25 Std	4
4	08712	(0000–) Nut, Hex, Lock, M06 X 1.0, NI, Ss	2
5	16356	(0000–0827) Fitting, Plstc, Tee, Bm10/Bm10/Bm10	1
6	223699	(0000–0827) Hose, Pvc, Brd, 0.62id 0.91od 10.30l	1
7	16914	(0000–) Hose, Pvc, Brd, 0.75id 1.03od 02.00l	1
8	63810	(0000–) Clamp, Hose, Wormdrive, 0.56–1.06d, .56w	6
9	365164	(0000–) Fitting, Plstc, Str, Bm10/Bm10	2
10	44961	(0000–) Tie, Cable, Nyl, 14.5l .30w 4.0 Max D	2
11	73474	(0000–) Hose, Pvc, Brd, 0.75id 1.03od 44.50l	1
12	40678–1	(0000–) Clamp, Cable, Stl, 0.88d X 0.62w, 1h	2
13	12273	(0000–) Screw, Hex, M08 X 1.25 X 20, Ss, NI	2
14	01685	(0000–) Washer, Flt, .31 Ss	2
15	49266	(0000–) Tie, Cable, Nyl, 07.3l .19w 1.8 Max D	2
16	11399	(0000–) Clamp, Hose, Wormdrive, 0.81–1.50d	2
17	1012528	(0828–) Manifold, Soltn, Cntrl	1
18	40566	(0828–) Fitting, Plstc, E90, Bm12/Bm12	1
19	54333	(0828–) Clamp, Hose, Wormdrive, 0.31–0.88d, .31w	4
20	79273–4	(0828–) Fitting, Plstc, Str, Bm08/Pm08	2
21	1015558	(0828–) Fitting, Plstc, Cap, Pf08	2
22	63987–1	(0828–) Fitting, Plstc, E90, Bm08/Bm08	1
23	364631	(0828–) Fitting, Plstc, Str, Bm08/Bm08	1
24	1011521	(0828–) Hose, Afmkt, Pvc, Brd 0.50id 2ft	1

STANDARD PARTS

Fig. 34 - Max Pro 1000 (Disc-Brush) Solution Valve Group (FaST/ec-H2O)

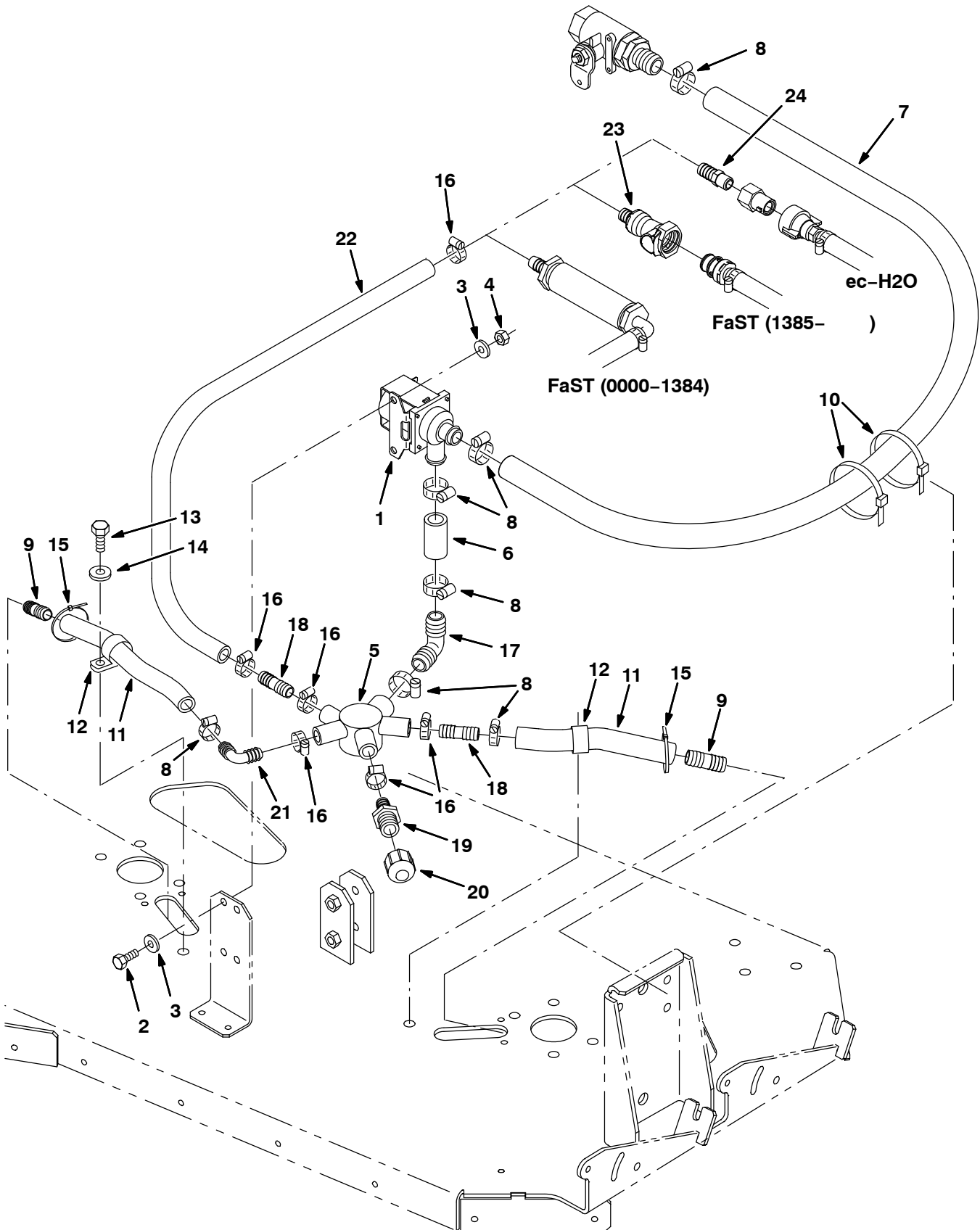


Fig. 34 – Max Pro 1000 (Disc-Brush) Solution Valve Group (FaST/ec-H2O)

Ref.	Part No.	Serial Number	Description	Qty.
1	84028	(0000-) Valve, Water	1
2	15678	(0000-) Screw, Hex, M06 X 1.0 X 16, Ss	2
3	32490	(0000-) Washer, Flt, .25 Std	4
4	08712	(0000-) Nut, Hex, Lock, M06 X 1.0, NI, Ss	2
5	1012528	(0000-) Manifold, Soltn, Cntrl	1
6	16914	(0000-) Hose, Pvc, Brd, 0.75id 1.03od 02.00l	1
7	1015045	(0000-) Hose, Afmkt, Pvc, Brd, 0.75id 8 Ft	1
8	63810	(0000-) Clamp, Hose, Wormdrive, 0.56-1.06d, .56w	10
9	365164	(0000-) Fitting, Plstc, Str, Bm10/Bm10	2
10	44961	(0000-) Tie, Cable, Nyl, 14.5l .30w 4.0 Max D	2
11	73474	(0000-) Hose, Pvc, Brd, 0.75id 1.03od 44.50l	2
12	40678-1	(0000-) Clamp, Cable, Stl, 0.88d X 0.62w, 1h	2
13	12273	(0000-) Screw, Hex, M08 X 1.25 X 20, Ss, NI	2
14	01685	(0000-) Washer, Flt, .31 Ss	2
15	49266	(0000-) Tie, Cable, Nyl, 07.3l .19w 1.8 Max D	2
16	54333	(0000-) Clamp, Hose, Wormdrive, 0.31-0.88d	6
17	40566	(0000-) Fitting, Plstc, E90, Bm12/Bm12	1
18	364631	(0000-) Fitting, Plstc, Str, Bm08/Bm08	2
19	79273-4	(0000-) Fitting, Plstc, Str, Bm08/Pm08	1
20	1015558	(0000-) Fitting, Plstc, Cap, Pf08	1
21	63987-1	(0000-) Fitting, Plstc, E90, Bm08/Bm08	1
22	1011403	(0000-) Hose, Afmkt, Pvc, Brd 0.50id 1ft	1
23	48610	(1385-) Fitting, Plstc, Str, Bm08/Pm04 (FaST)	1
24	1017413	(0000-) Housing, Cplg, Qf / Pm08 (ec-H2O)	1

STANDARD PARTS

Fig. 35 – Max Pro 1000 (Disc-Brush) Edge Scrub Group

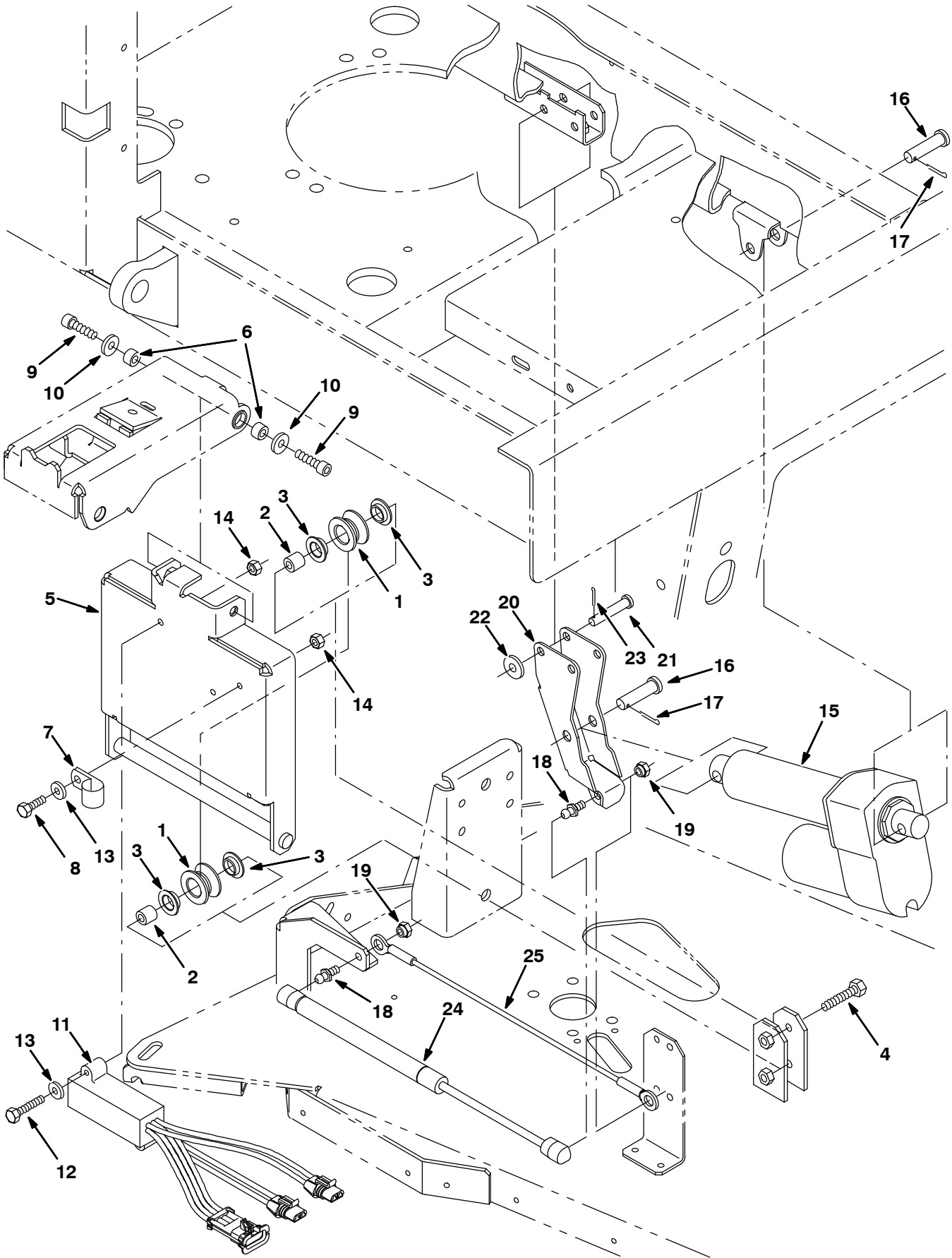


Fig. 35 – Max Pro 1000 (Disc-Brush) Edge Scrub Group

Ref.	Part No.	Serial Number	Description	Qty.
1	363120	(0000-) Roller	2
2	222277	(0000-) Sleeve	2
3	04843	(0000-) Bushing, Flng, 0.63b 0.72d 0.25l	4
4	222505	(0000-) Screw, Hex, M08 X 1.25 X 45, Ss	2
5	1056844	(0000-) Rail Wldt, Lift, Disk Head, Iron Gray	1
6	222556	(0000-) Sleeve	2
7	67767	(0000-) Clamp, Cable, Stl, 0.69d X 0.62w, 1h	1
8	08716	(0000-) Screw, Hex, M06 X 1.25 X 25, Ss, NI	1
9	39308	(0000-) Screw, Soc, M08 X 1.25 X 25, 12.9	2
10	01685	(0000-) Washer, Flt, .31 Ss	2
11	363236	(0000-) Shunt, 2 Std Motor, Blk [SCB 515] (For Standard Motor)	1
11	363237	(0000-) Shunt, 2 Hd Motor, Red [SCB 515] (For Heavy Duty Motor)	1
12	33930	(0000-) Screw, Hex, M06 X 1.0 X 40, Ss	2
13	01684	(0000-) Washer, Flt, .25 Ss	3
14	08712	(0000-) Nut, Hex, Lock, M06 X 1.0, NI, Ss	3
15	363152	(0000-) Actuator, 36vdc, 02.7stroke 500lb	1
16	51534	(0000-) Pin, Clevis, 0.50D X 2.00L	2
17	08182	(0000-) Pin, Cotter, .125 X 1.00	2
18	58494	(0000-) Stud, Ball, .39d .31-16, Gasspring	2
19	14725	(0000-) Nut, Retainer, .31-18	2
20	1056845	(0000-) Arm Wldt, Pivot, Side, Gray [7300/8300]	1
21	29584	(0000-) Pin, Clevis, 0.37 D X 2.00l	1
22	01686	(0000-) Washer, Flt, .38 Ss	1
23	39005	(0000-) Pin, Cotter, .094 X 0.75	1
24	364858	(0000-) Gasspring, 56lb, 6.3strk	1
25	364404	(0000-) Cable, .13d, 15.5l, .50eye /.50eye	1

Fig. 36 – Max Pro 1000 (Disc-Brush) Right Side Squeegee Group

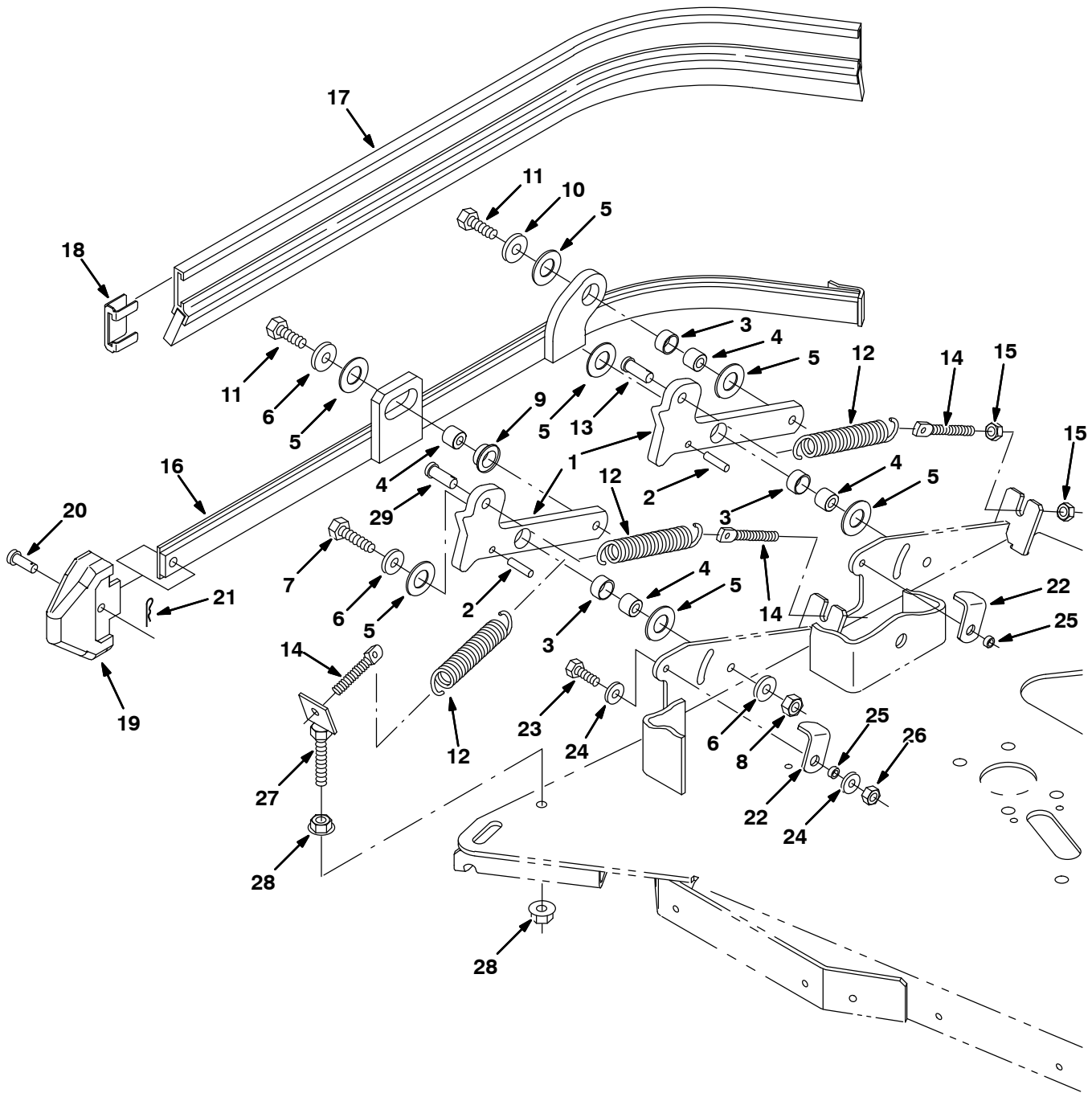


Fig. 36 – Max Pro 1000 (Disc-Brush) Right Side Squeegee Group

Ref.	Part No.	Serial Number	Description	Qty.
1	1056863	(0000-) Arm, Mtg, Side Sqge Frame, Ele, Gray	2
2	17404	(0000-) Pin, Roll, .250 D X 0.75l, .250/.256	2
3	71607	(0000-) Bushing, Sleeve, 0.63b 0.72d 0.38l	3
4	386356	(0000-) Sleeve, P/M, 0.625d 0.335b 0.52l Ss	4
5	64425	(0000-) Washer, Thrust, 0.61b 1.25d .06, Fgl	7
6	01685	(0000-) Washer, Flt, .31 Ss	7
7	09023	(0000-) Screw, Hex, M08 X 1.25 X 35, Ss	2
8	08713	(0000-) Nut, Hex, Lock, M08 X 1.25, NI, Ss	2
9	25735	(0000-) Bushing, Flng, 0.63b 0.75d 0.38l	2
10	01686	(0000-) Washer, Flt, .38 Ss	1
11	12333	(0000-) Screw, Hex, M08 X 1.25 X 25, Ss, NI	2
12	87816	(0000-) Spring, Extn, 0.75od X 0.09wir, 2.5l	3
13	76653	(0000-) Pin, Clevis, 0.37 D X 1.00l	1
14	386088	(0000-) Bolt, Eye, M8 X 1.25, 2.75l	3
15	07786	(0000-) Nut, Hex, Std, M08 X 1.25, Ss	6
16	386263	(0000-) Frame Wldt, Sqge, Side, Rh	1
17	386260	(0000-) Squeegee, Side	1
18	86759	(0000-) Retainer, Sqge	1
19	386986	(0000-) Guide, Point, Side Sqge	1
20	386987	(0000-) Pin, Clevis, 0.31d 0.88l	1
21	86866	(0000-) Pin, Hair Cotter, 0.38 D .072 Wir	1
22	386391	(0000-) Latch, Double Scrub, Side Sqge	2
23	08716	(0000-) Screw, Hex, M06 X 1.0 X 20, Ss	2
24	01684	(0000-) Washer, Flt, .25 Ss	4
25	80491	(0000-) Sleeve	2
26	08712	(0000-) Nut, Hex, Lock, M06 X 1.0, NI, Ss	2
27	1007632	(0000-) Bracket Wldt, Mtg, Spring	1
28	27980	(0000-) Nut, Hex, Flng, .38-16	2
29	29558	(0000-) Pin, Clevis, 0.37 D X 1.50l	1

STANDARD PARTS

Fig. 37 – Max Pro 1000 (Disc-Brush) Left Side Squeegee Group

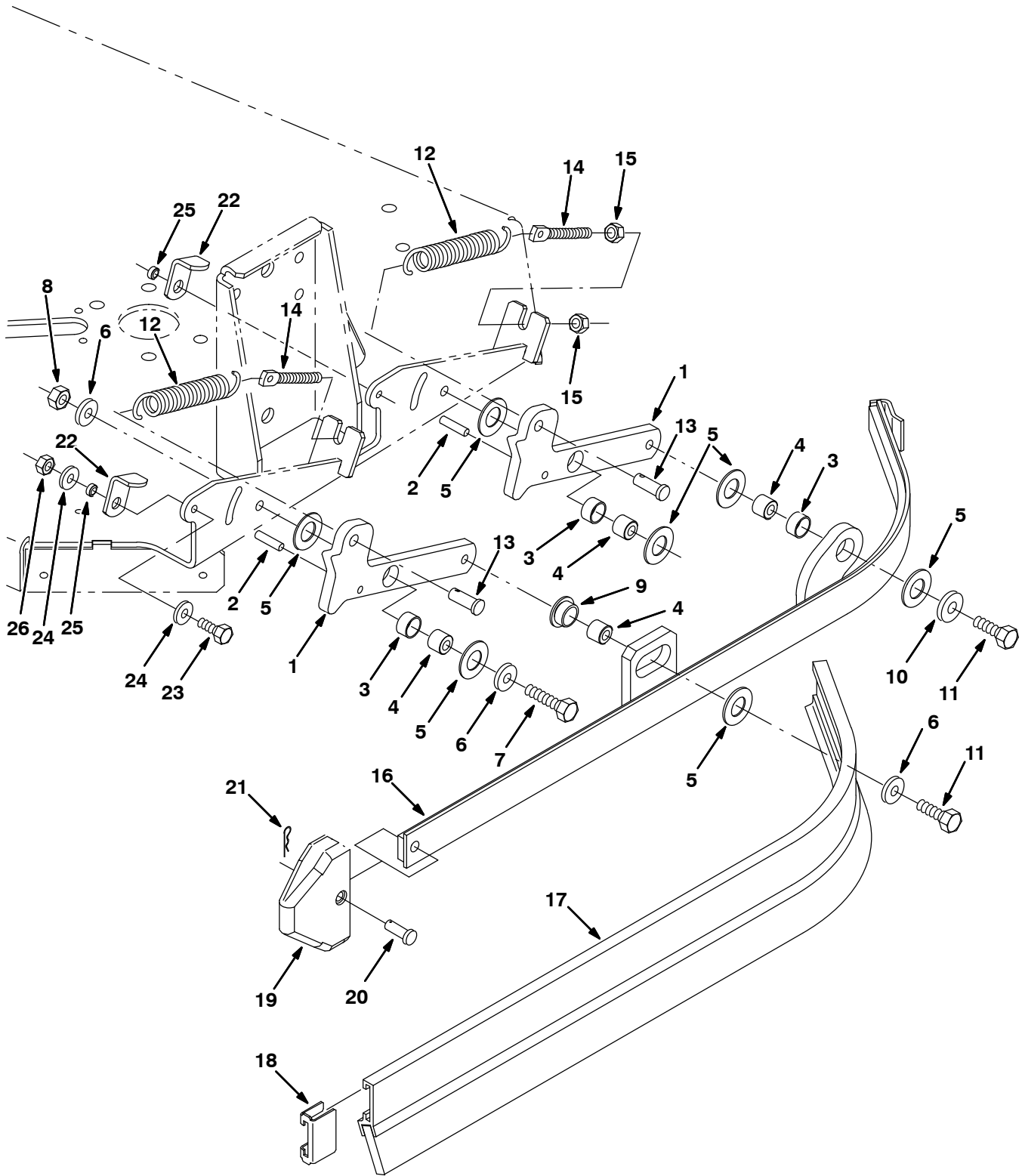


Fig. 37 – Max Pro 1000 (Disc-Brush) Left Side Squeegee Group

Ref.	Part No.	Serial Number	Description	Qty.
1	1056863	(0000-) Arm, Mtg, Side Sqge Frame, Ele, Gray	2
2	17404	(0000-) Pin, Roll, .250 D X 0.75l, .250/.256	2
3	71607	(0000-) Bushing, Sleeve, 0.63b 0.72d 0.38l	3
4	386356	(0000-) Sleeve, P/M, 0.625d 0.335b 0.52l Ss	4
5	64425	(0000-) Washer, Thrust, 0.61b 1.25d .06, Fgl	7
6	01685	(0000-) Washer, Flt, .31 Ss	7
7	09023	(0000-) Screw, Hex, M08 X 1.25 X 35, Ss	2
8	08713	(0000-) Nut, Hex, Lock, M08 X 1.25, NI, Ss	2
9	25735	(0000-) Bushing, Flng, 0.63b 0.75d 0.38l	1
10	01686	(0000-) Washer, Flt, .38 Ss	2
11	12333	(0000-) Screw, Hex, M08 X 1.25 X 25, Ss, NI	2
12	87816	(0000-) Spring, Extn, 0.75od X 0.09wir, 2.5l	2
13	76653	(0000-) Pin, Clevis, 0.37 D X 1.00l	2
14	386088	(0000-) Bolt, Eye, M8 X 1.25, 2.75l	2
15	07786	(0000-) Nut, Hex, Std, M08 X 1.25, Ss	4
16	386262	(0000-) Frame Wldt, Sqge, Side, Lh	1
17	386260	(0000-) Squeegee, Side	1
18	86759	(0000-) Retainer, Sqge	1
19	386986	(0000-) Guide, Point, Side Sqge	1
20	386987	(0000-) Pin, Clevis, 0.31d 0.88l	1
21	86866	(0000-) Pin, Hair Cotter, 0.38 D .072 Wir	1
22	386391	(0000-) Latch, Double Scrub, Side Sqge	2
23	08716	(0000-) Screw, Hex, M06 X 1.0 X 20, Ss	2
24	01684	(0000-) Washer, Flt, .25 Ss	4
25	80491	(0000-) Sleeve	2
26	08712	(0000-) Nut, Hex, Lock, M06 X 1.0, NI, Ss	2

Fig. 38 – Rear Squegee Linkage Group

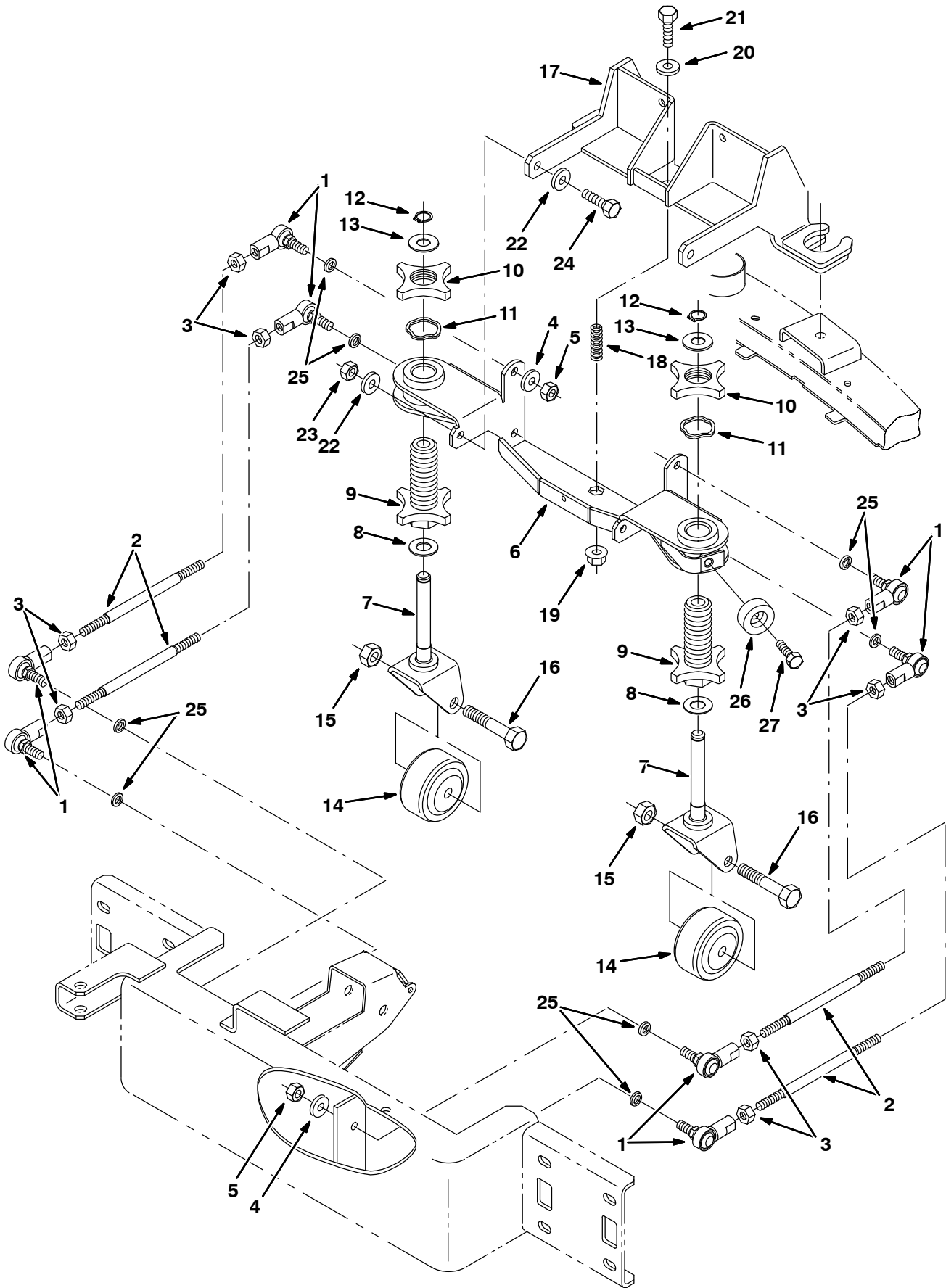


Fig. 38 – Rear Squeegee Linkage Group

Ref.	Part No.	Serial Number	Description	Qty.
1	05686	(0000–) Rod–End, M10 X 1.5rh Fem M10 X 1.5stud	8
2	14555	(0000–) Rod, Thrd, 2 End M10x1.5 07.4	4
3	32716	(0000–) Nut, Hex, Jam, M10 X 1.5, Ss	8
4	01686	(0000–) Washer, Flt, .38 Ss	8
5	08714	(0000–) Nut, Hex, Lock, M10 X 1.5, NI, Ss	8
6	386256	(0000–0599) Channel Wldt	1
6	1056468	(0600–) Channel Wldt, Iron Gray	1
▽	78979	(0000–) Caster Kit, Sqge, Replmt	2
▲	7 84593	(0000–) Pivot Wldt, Sqge Caster	1
▲	8 07450	(0000–) Bearing, Thrust, 0.66b 1.25d 0.06w	1
▲	9 77228	(0000–) Knob, Adj	1
▲	10 77227	(0000–) Knob	1
▲	11 79217	(0000–) Washer	1
▲	12 01516	(0000–) Ring, Retaining, Ext, 0.59d, Basic	1
▲	13 77272	(0000–) Washer, 0.60b 1.31d .10, Ss	1
▲	14 20833	(0000–) Wheel, 3.0d 1.38w 0.50b	1
▲	15 02931	(0000–) Nut, Hex, Lock, .50–13, NI, Ss	1
▲	16 81952	(0000–) Screw, Hex, .50–13 X 3.00, Ss	1
	17 386252	(0000–0599) Bracket Wldt, Pivot	1
	17 1056467	(0600–) Channel Wldt, Iron Gray	1
	18 16816	(0000–) Spring, Die, 1.00od 0.50id 2.00l	1
	19 07792	(0000–) Nut, Hex, Flng, M10 X 1.5	1
	20 01686	(0000–) Washer, Flt, .38 Ss	1
	21 04417	(0000–) Screw, Hex, M10 X 1.5 X 60, Ss	1
	22 01686	(0000–) Washer, Flt, .38 Ss	4
	23 08714	(0000–) Nut, Hex, Lock, M10 X 1.5, NI, Ss	2
	24 12317	(0000–) Screw, Hex, M10 X 1.5 X 30, Ss	2
	25 390880	(0000–) Spacer, .41b .63d .13l, Ss 430pm	8
	26 364614	(0000–) Bumper, Neo, 1.5d .63t .31h	1
	27 09010	(0000–) Screw, Hex, M08 X 1.25 X 25, Ss	1

Fig. 39 - Rear Squeegee Lift Group

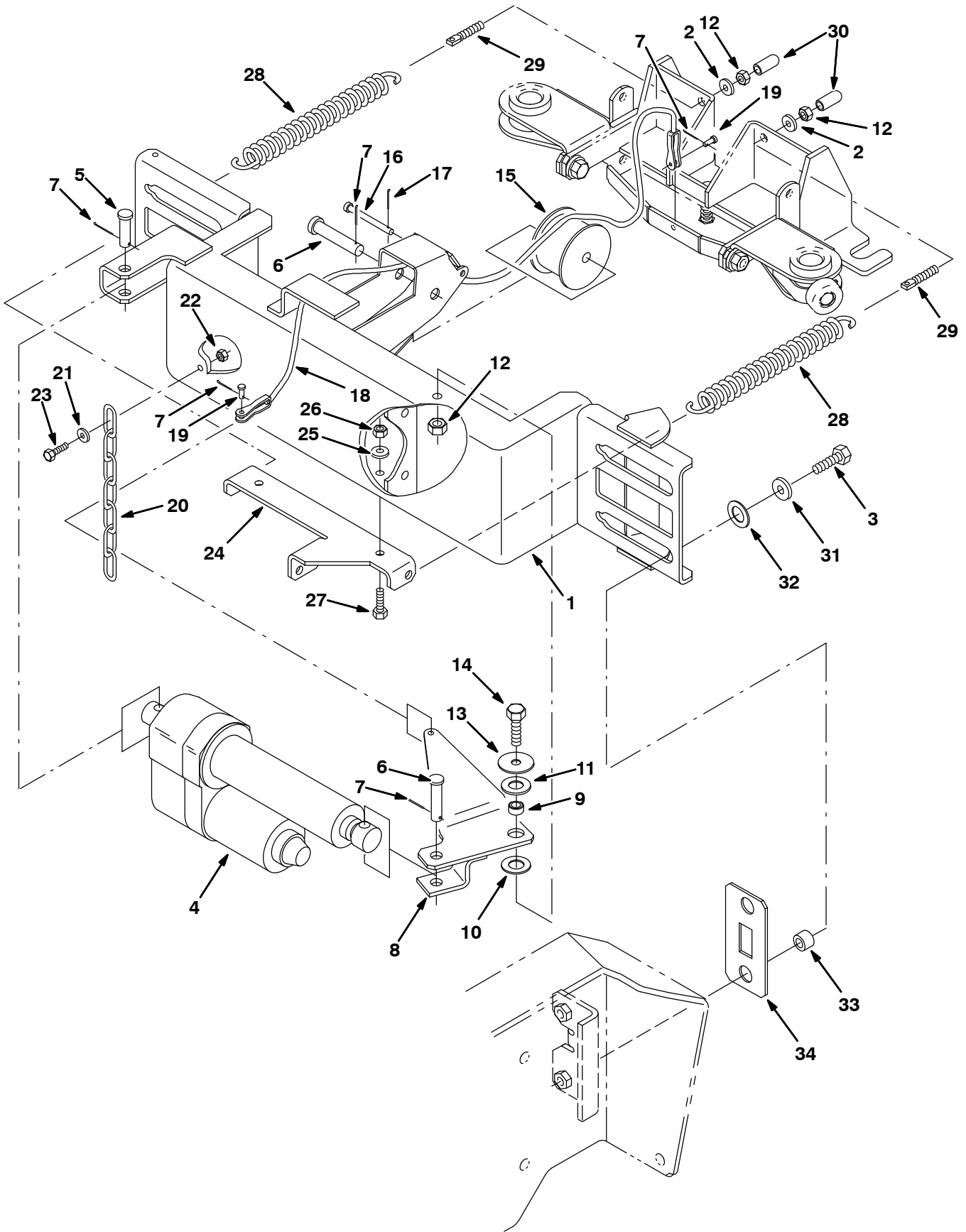


Fig. 39– Rear Squeegee Lift Group

Ref.	Part No.	Serial Number	Description	Qty.
1	387426	(0000–0599) Support Wldt	1
1	1056389	(0600–) Support Wldt, Iron Gray	1
2	01686	(0000–) Washer, Flt, .38 Ss	2
3	12317	(0000–) Screw, Hex, M10 X 1.5 X 30, Ss	4
4	363151	(0000–) Actuator, 36vdc, 02.1stroke 500lb	1
5	51534	(0000–) Pin, Clevis, 0.50 D X 2.00l	1
6	06279	(0000–) Pin, Clevis, 0.50 D X 2.50l	2
7	39005	(0000–) Pin, Cotter, .094 X 0.75	5
8	386279	(0000–) Arm Wldt	1
9	71658	(0000–) Sleeve	1
10	64425	(0000–) Washer, Thrust, 0.61b 1.25d .06, Fgl	1
11	07450	(0000–) Bearing, Thrust, 0.66b 1.25d 0.06w	1
12	08714	(0000–) Nut, Hex, Lock, M10 X 1.5, NI, Ss	3
13	33948	(0000–) Washer, Flat	1
14	04417	(0000–) Screw, Hex, M10 X 1.5 X 60, Ss	1
15	223054	(0000–) Drum, Cable, Lift	1
16	04733–10	(0000–) Pin, Clevis, 0.25 D X 2.44l	1
17	08178	(0000–) Pin, Cotter, .062 X 0.75	1
18	71101	(0000–) Cable, .12d, 13.3l, .2clevis/.2clevis	1
19	77488	(0000–) Pin, Clevis, 0.19 D X 0.63l	2
20	43500	(0000–) Chain, Coil, Str, #210, 09.0l 07 Link	1
21	01684	(0000–) Washer, Flt, .25 Ss	1
22	08712	(0000–) Nut, Hex, Lock, M06 X 1.0, NI, Ss	1
23	08716	(0000–) Screw, Hex, M06 X 1.0 X 20, Ss	1
24	387432	(0000–0599) Channel, Spring	1
24	1056482	(0600–) Bracket, Spring, Iron Gray	1
25	01685	(0000–) Washer, Flt, .31 Ss	2
26	08713	(0000–) Nut, Hex, Lock, M08 X 1.25, NI, Ss	2
27	09010	(0000–) Screw, Hex, M08 X 1.25 X 25, Ss	2
28	71100	(0000–) Spring, Extn, 1.69od X 0.20wir, 9.5l	2
29	386847	(0000–) Bolt, Eye, M10x1.5 X 2.0 X .28 Eye	2
30	20806	(0000–) Cap, Neoprene Black	2
31	32492	(0000–) Washer, Flat, .38 Std	4
32	53782	(0000–) Bearing, Thrust, 0.75b 1.25d 0.06w	4
33	387429	(0000–) Sleeve, P/M, 0.745d 0.438b 0.50l 430ss	4
34	387430	(0000–) Plate, Slide	2

Fig. 40 – Max Pro 1000 Rear Squeegee Group (0000-0599)

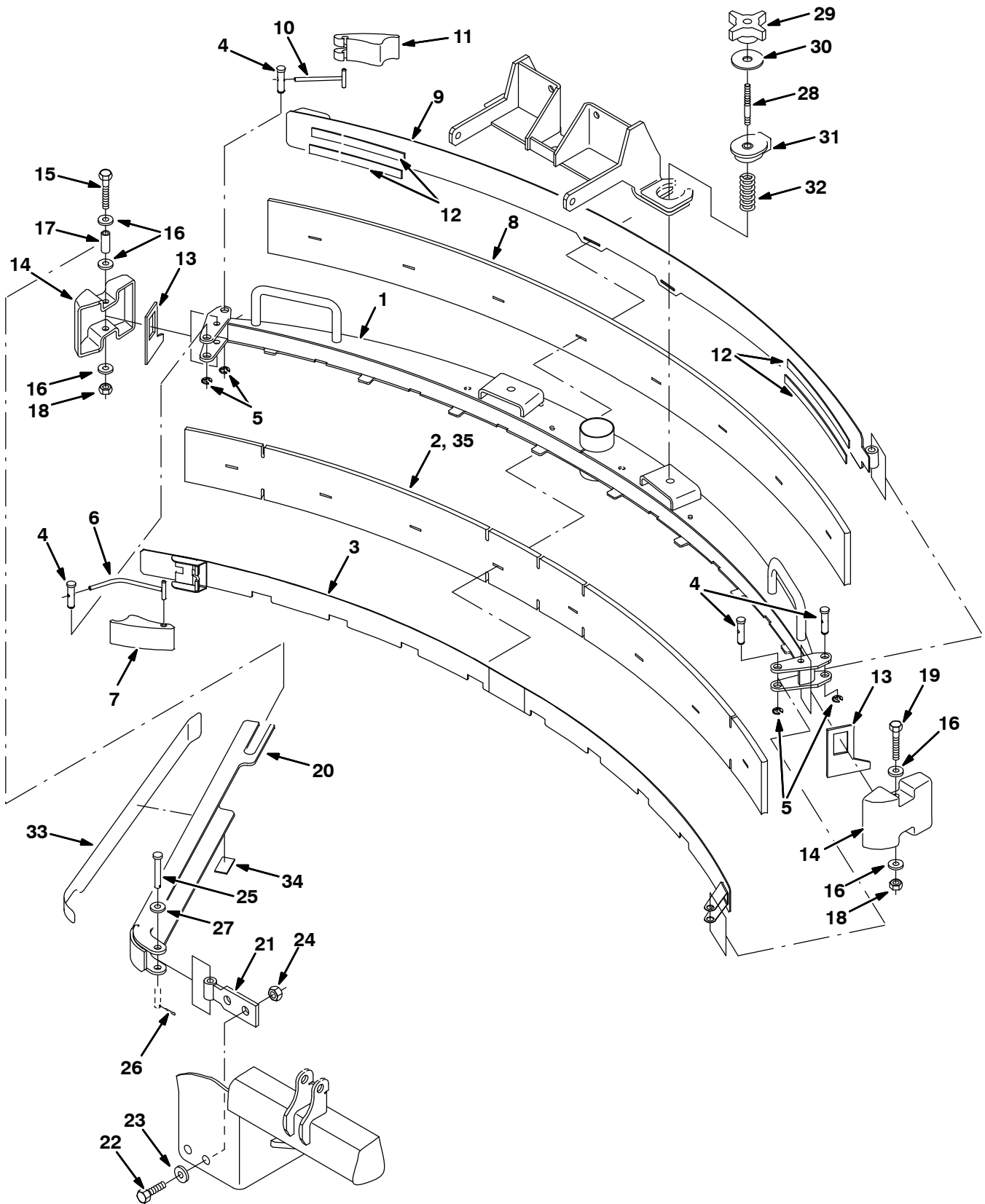


Fig. 40 – Max Pro 1000 Rear Squeegee Group (0000–0599)

Ref.	Part No.	Serial Number	Description	Qty.
▽	386860	(0000–0599)) Kit, Cl, Squeegee, Rear (Max Pro 1000)	1
▲	1 1056856	(0000–0599)) Frame Wldt, Sqge, Iron Gray	1
▲	2 386283	(0000–0599)) Blade, Sqge, Front	1
▲	3 386285	(0000–0599)) Clamp Wldt, Front	1
▲	4 21603	(0000–0599)) Pin	4
▲	5 24555	(0000–0599)) Ring, Retaining, Ext	4
▲	6 386298	(0000–0599)) Pin Wldt, Front	1
▲	7 21601	(0000–0599)) Cam	1
▲	8 386284	(0000–0599)) Blade, Sqge, Rear	1
▲	9 386286	(0000–0599)) Clamp Wldt, Rear	1
▲	10 21606	(0000–0599)) Bar Wldt, Retainer, Sqge, Rear	1
▲	11 21602	(0000–0599)) Cam, Rear	1
▲	12 03495	(0000–0599)) Strip, Nonslip	4
▲	13 83874	(0000–0599)) Gasket, Sqge	2
▲	14 386264	(0000–0599)) Bumper, Sqge	2
▲	15 386299	(0000–0599)) Screw, Hex, M08 X 1.25 X 100, Ss	1
▲	16 01685	(0000–0599)) Washer, Flt, .31 Ss	5
▲	17 222497	(0000–0599)) Sleeve	1
▲	18 08713	(0000–0599)) Nut, Hex, Lock, M08 X 1.25, NI, Ss	2
▲	19 09767	(0000–0599)) Screw, Hex, M08 X 1.25 X 70, Ss	1
▲	20 386266	(0000–0599)) Channel Wldt	1
▲	21 386234	(0000–0599)) Pivot Wldt, Guard	1
▲	22 12309	(0000–0599)) Screw, Hex, M12 X 1.75 X 30, Ss	2
▲	23 41619	(0000–0599)) Washer, Flt, .50 Ss	2
▲	24 09741	(0000–0599)) Nut, Hex, Lock, M12 X 1.75, NI, Ss	2
▲	25 1039190	(0000–0599)) Pin, Clevis, 0.25d X 2.00l	1
▲	26 08178	(0000–0599)) Pin, Cotter, .062 X 0.75	1
▲	27 01684	(0000–0599)) Washer, Flt, .25 Ss	2
▲	28 387237	(0000–0599)) Stud, .31–18 2.75l M8 X 1.25, Ss	2
▲	29 370100	(0000–0599)) Knob, 4–Prong W/.31–18, Insert	2
▲	30 04414	(0000–0599)) Washer, 0.53b 1.88d .12, Stl, PI	2
▲	31 387433	(0000–0599)) Ring, Mtg, Sqge, .50l	2
▲	32 387500	(0000–0599)) Spring, Cmpr, .87od .042wir 2.0l	2
▲	33 387448	(0000–0599)) Bumper, Poly–E	1
▲	34 387438	(0000–0599)) Bumper, Poly–E	1
	35 387257	(0000–)) Blade, Sqge, Front, Mp1000, Tile	1

STANDARD PARTS

Fig. 41 – Max Pro 1000 Rear Squeegee Group (0600-)

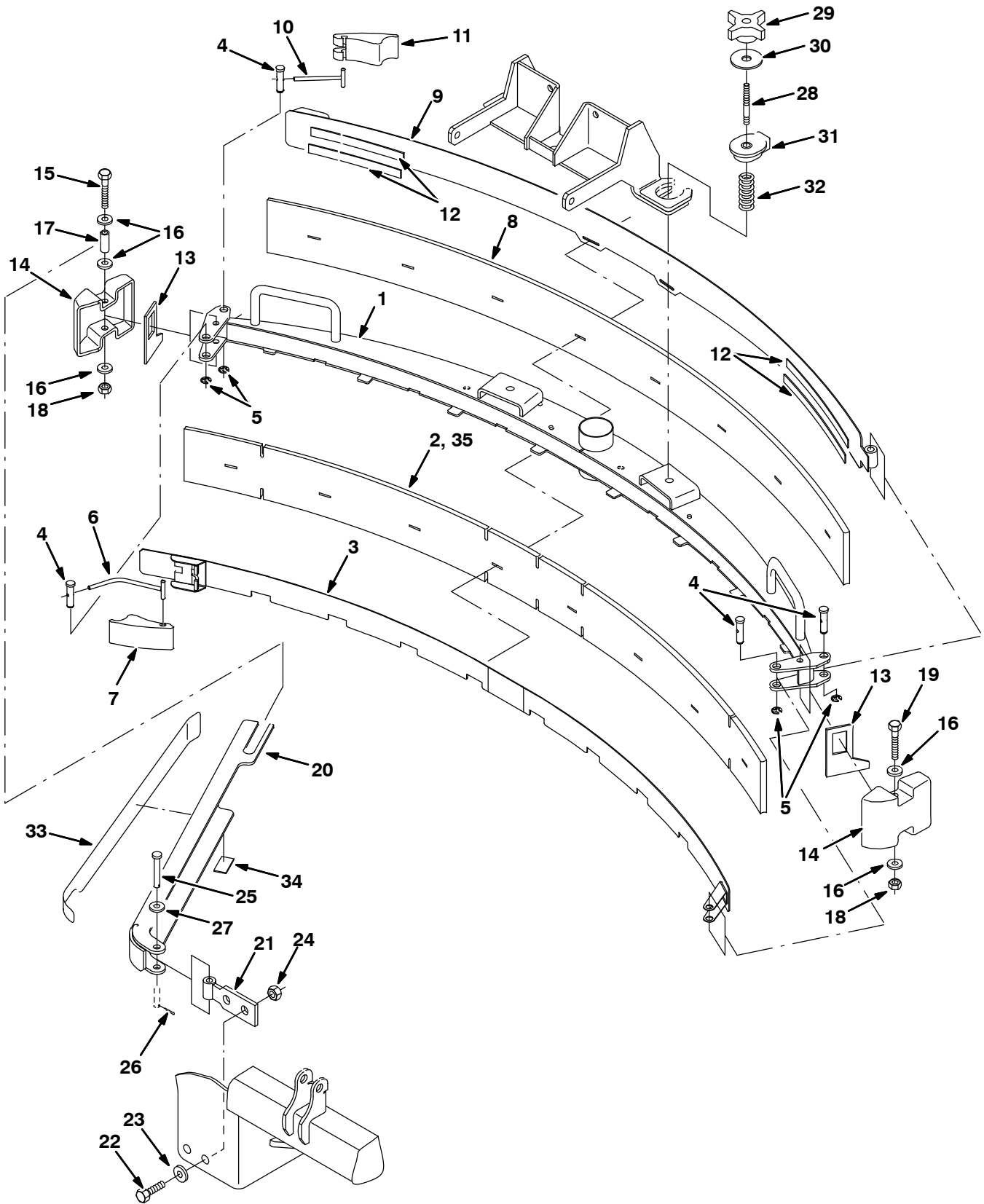


Fig. 41 – Max Pro 1000 Rear Squeegee Group (0600–)

Ref.	Part No.	Serial Number	Description	Qty.
▽	9006930	(0600–)	Squeegee Assy Kit, Rear, Ci [Mp1000]	1
▲	1 1056856	(0600–)	Frame Wldt, Sqge, Iron Gray	1
▲	2 386283	(0600–)	Blade, Sqge, Front	1
▲	3 386285	(0600–)	Clamp Wldt, Front	1
▲	4 21603	(0600–)	Pin	4
▲	5 24555	(0600–)	Ring, Retaining, Ext	4
▲	6 386298	(0600–)	Pin Wldt, Front	1
▲	7 21601	(0600–)	Cam	1
▲	8 386284	(0600–)	Blade, Sqge, Rear	1
▲	9 386286	(0600–)	Clamp Wldt, Rear	1
▲	10 21606	(0600–)	Bar Wldt, Retainer, Sqge, Rear	1
▲	11 21602	(0600–)	Cam, Rear	1
▲	12 03495	(0600–)	Strip, Nonslip	4
▲	13 83874	(0600–)	Gasket, Sqge	2
▲	14 386264	(0600–)	Bumper, Sqge	2
▲	15 386299	(0600–)	Screw, Hex, M08 X 1.25 X 100, Ss	1
▲	16 01685	(0600–)	Washer, Flt, .31 Ss	5
▲	17 222497	(0600–)	Sleeve	1
▲	18 08713	(0600–)	Nut, Hex, Lock, M08 X 1.25, NI, Ss	2
▲	19 09767	(0600–)	Screw, Hex, M08 X 1.25 X 70, Ss	1
▲	20 1056471	(0600–)	Channel Wldt, Guard, Rh, Iron Gray	1
▲	21 1056466	(0600–)	Plate Wldt, Pivot, Guard, Iron Gray	1
▲	22 12309	(0600–)	Screw, Hex, M12 X 1.75 X 30, Ss	2
▲	23 41619	(0600–)	Washer, Flt, .50 Ss	2
▲	24 09741	(0600–)	Nut, Hex, Lock, M12 X 1.75, NI, Ss	2
▲	25 1039190	(0600–)	Pin, Clevis, 0.25d X 2.00l	1
▲	26 08178	(0600–)	Pin, Cotter, .062 X 0.75	1
▲	27 01684	(0600–)	Washer, Flt, .25 Ss	2
▲	28 387237	(0600–)	Stud, .31–18 2.75l M8 X 1.25, Ss	2
▲	29 370100	(0600–)	Knob, 4–Prong W/.31–18, Insert	2
▲	30 04414	(0600–)	Washer, 0.53b 1.88d .12, Stl, PI	2
▲	31 387433	(0600–)	Ring, Mtg, Sqge, .50l	2
▲	32 387500	(0600–)	Spring, Cmpr, .87od .042wir 2.0l	2
▲	33 387448	(0600–)	Bumper, Poly–E	1
▲	34 387438	(0600–)	Bumper, Poly–E	1
	35 387257	(0000–)	Blade, Sqge, Front, Mp1000, Tile	1

Fig. 42 – Control Box Circuit Breaker Group

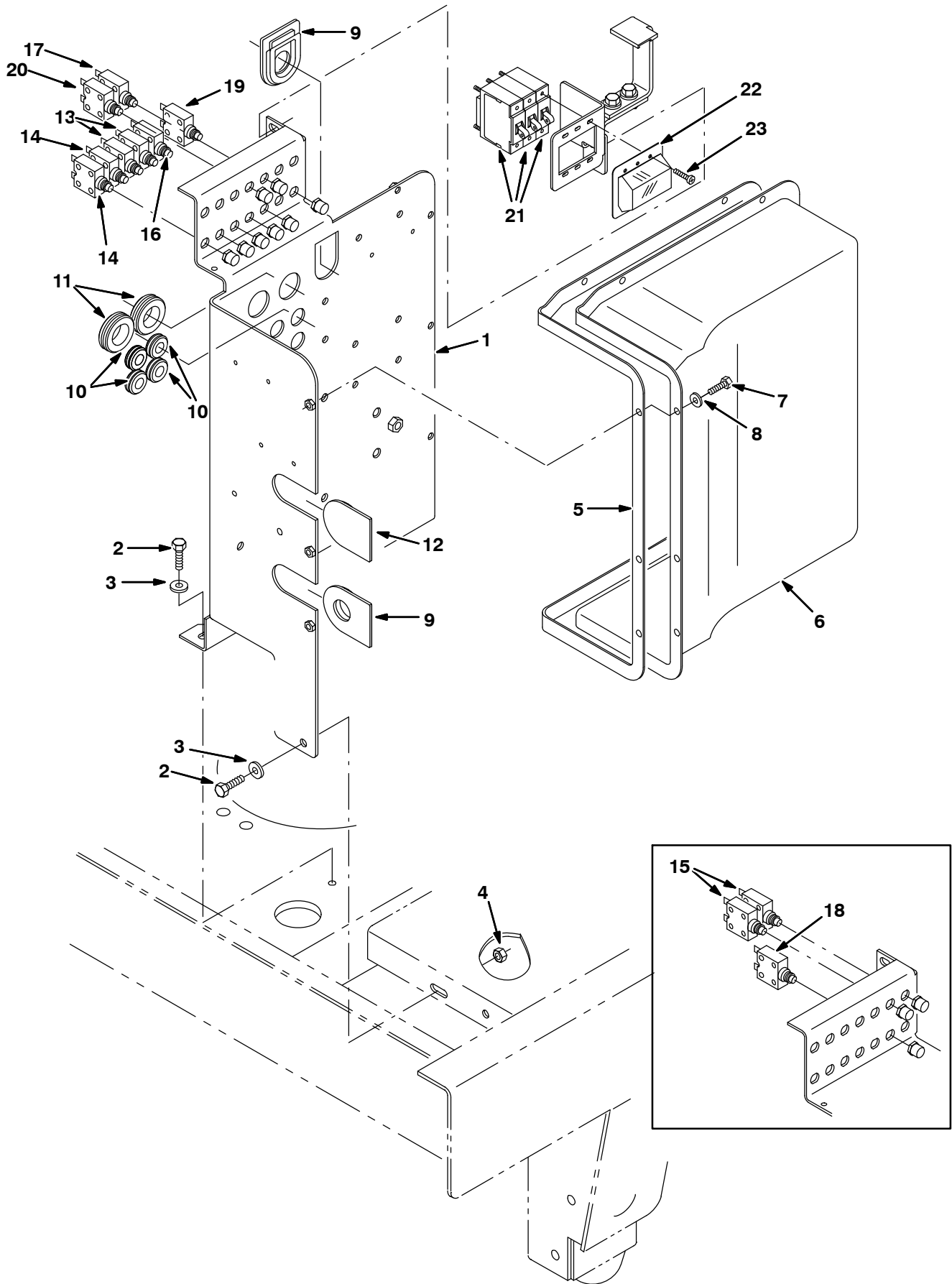


Fig. 42 – Control Box Circuit Breaker Group

Ref.	Part No.	Serial Number	Description	Qty.
1	387453	(0000-0599) Plate, Controlbox	1
1	1056486	(0600-) Plate, Controlbox, Iron Gray	1
2	16931	(0000-) Screw, Hex, M08 X 1.25 X 20, 8.8	3
3	32491	(0000-) Washer, Flt, .31 Std	3
4	08709	(0000-) Nut, Hex, Lock, M08 X 1.25,NI	1
5	386127	(0000-) Gasket, Cover, Controller	1
6	386128	(0000-) Cover, Controlbox	1
7	09244	(0000-) Screw, Hex, M05 X 0.8 X 16, 8.8	8
8	01683	(0000-) Washer, Flt, #10 Ss	8
9	386563	(0000-) Grommet, Rbr, 1.0b	2
10	10632-17	(0000-) Grommet, Rbr, 0.50id, F/ 0.8h, .12matl	4
11	10632-14	(0000-) Grommet, Rbr, 1.00id, F/ 1.4h, .12matl	2
12	386564	(0000-) Plug, Rbr	1
13	383723	(0000-0313) Circuitbreaker, 20.0a	2
13	383725	(0314-) Circuitbreaker, 30.0a	2
14	383722	(0000-) Circuitbreaker, 15.0a	2
15	383728	(0000-0313) Circuitbreaker, 50.0a	2
16	383724	(0000-) Circuitbreaker, 25.0a	1
17	383721	(0000-) Circuitbreaker, 10.0a	1
18	383728	(0000-0313) Circuitbreaker, 50.0a (Center Brush Option)	1
19	383727	(0000-) Circuitbreaker, 40.0a (Power Steering Option)	1
20	383722	(0000-) Circuitbreaker, 15.0a (Power Wand / Side Sweep Option)	1
21	387636	(0314-) Circuitbreaker, 40a, (Max Pro™ 1200 Disk)	3
21	387636	(0314-) Circuitbreaker, 40a, (Max Pro™ 1000 Disk W/Std Motor)	2
21	387637	(0314-) Circuitbreaker, 45a, (Max Pro™ 1000 Disk W/Hd Motor)	2
21	387637	(0314-) Circuitbreaker, 45a, (Max Pro™ 1000 Cylindrical)	2
21	387637	(0314-) Circuitbreaker, 45a, (Max Pro™ 1200 Cylindrical)	2
22	387640	(0314-) Boot, Protector, Circuitbreaker	1
23	19320	(0314-) Screw, Pan, #06-32X0.38, 1	6

Fig. 43 – Control Box Contactor Group (0000-0313)

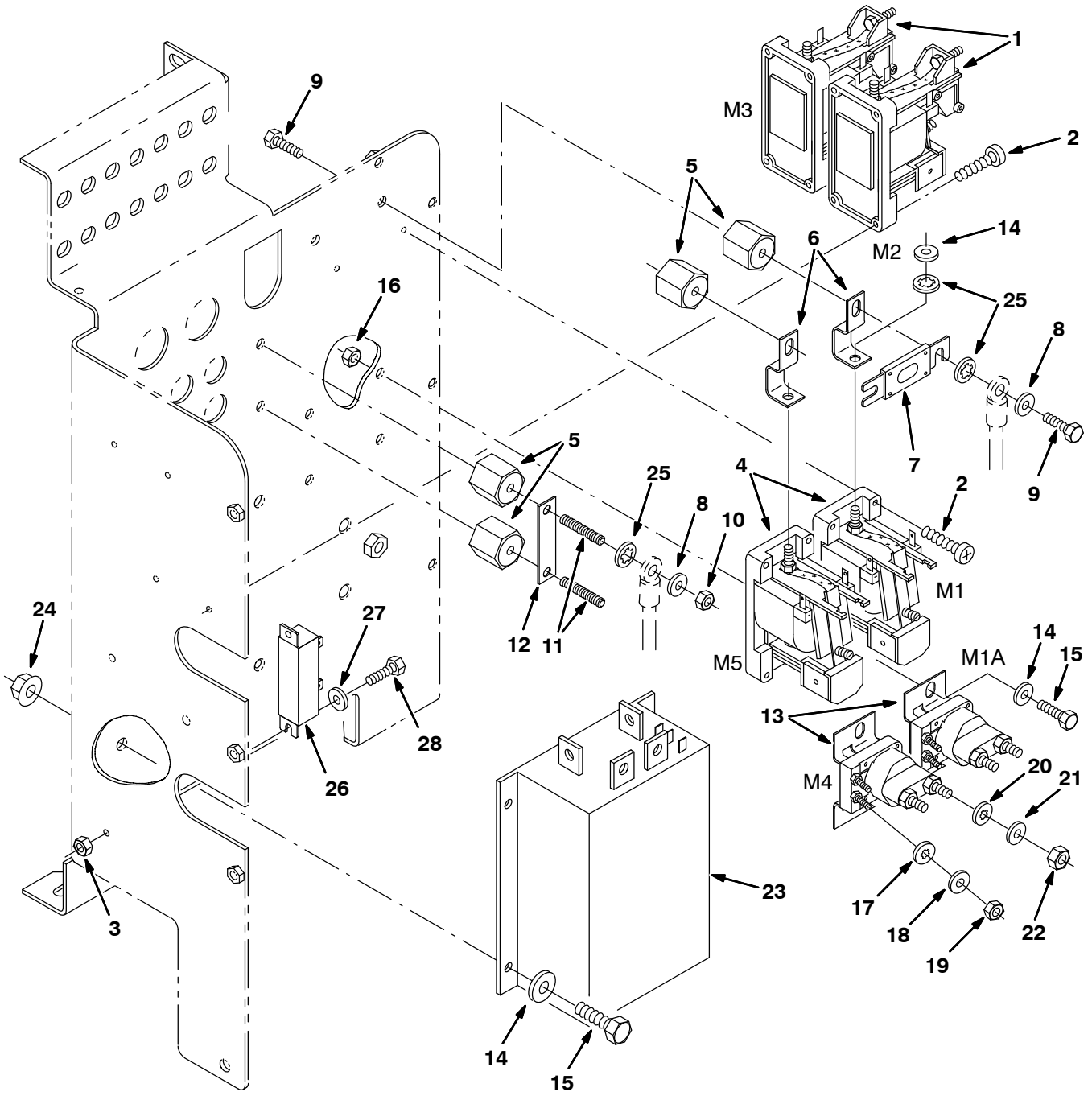


Fig. 43 – Control Box Contactor Group (0000-0313)

Ref.	Part No.	Serial Number	Description	Qty.
1	87482	(0000-0313) Contactor, 36vdc, Spdt	2
2	71026	(0000-0313) Screw, Pan, M04 X 0.7 X 30, 4.8	8
3	06549	(0000-0313) Nut, Hex, Lock, M05 X 0.8, NI	2
4	86375	(0000-0313) Contactor, 36vdc, [Spno]	2
5	76062	(0000-0313) Insulator, Panel	4
6	87507	(0000-0313) Busbar, Fuse, .6 0.6w 0.8h 2.0l	2
7	386807	(0000-0313) Fuse, 150amp	1
8	32490	(0000-0313) Washer, Flt, .25 Std	4
9	19314	(0000-0313) Screw, Hex, .25-20 X 0.38, 5	6
10	19312	(0000-0313) Nut, Hex, Std, .25-20	2
11	41702	(0000-0313) Rod, Thrd, Full, .25-20 01.5l	2
12	87483	(0000-0313) Busbar, .06 0.6w 2.5l 2/.28h	1
13	386810	(0000-0313) Contactor, 36vdc	2
14	32483	(0000-0313) Washer, Flt, .25 Sae	9
15	06942	(0000-0313) Screw, Hex, M06 X 1.0 X 16, 8.8	6
16	08708	(0000-0313) Nut, Hex, Lock, M06 X 1.0, NI	4
17	32980	(0000-0313) Washer, Lock, Int, #10	4
18	19066	(0000-0313) Washer, Flt, #10	4
19	01713	(0000-0313) Nut, Hex, Std, #10-32, 2	4
20	32984	(0000-0313) Washer, Lock, Int, .31	4
21	39349	(0000-0313) Washer, Flt, .31 Sae	4
22	01715	(0000-0313) Nut, Hex, Std, .31-24	4
23	386302	(0000-0313) Controller, Motor, 36vdc, 1204	1
24	07790	(0000-0313) Nut, Hex, Flng, M06 X 1.0	4
25	32982	(0000-0313) Washer, Lock, Int, .25	9
26	87349	(0000-0313) Resistor, 040.00ohm, 40watt	1
27	01683	(0000-0313) Washer, Flt, #10 Ss	2
28	12312	(0000-0313) Screw, Hex, M05 X 0.8 X 12, 8.8	2

Fig. 44 – Control Box Contactor Group (0314-)

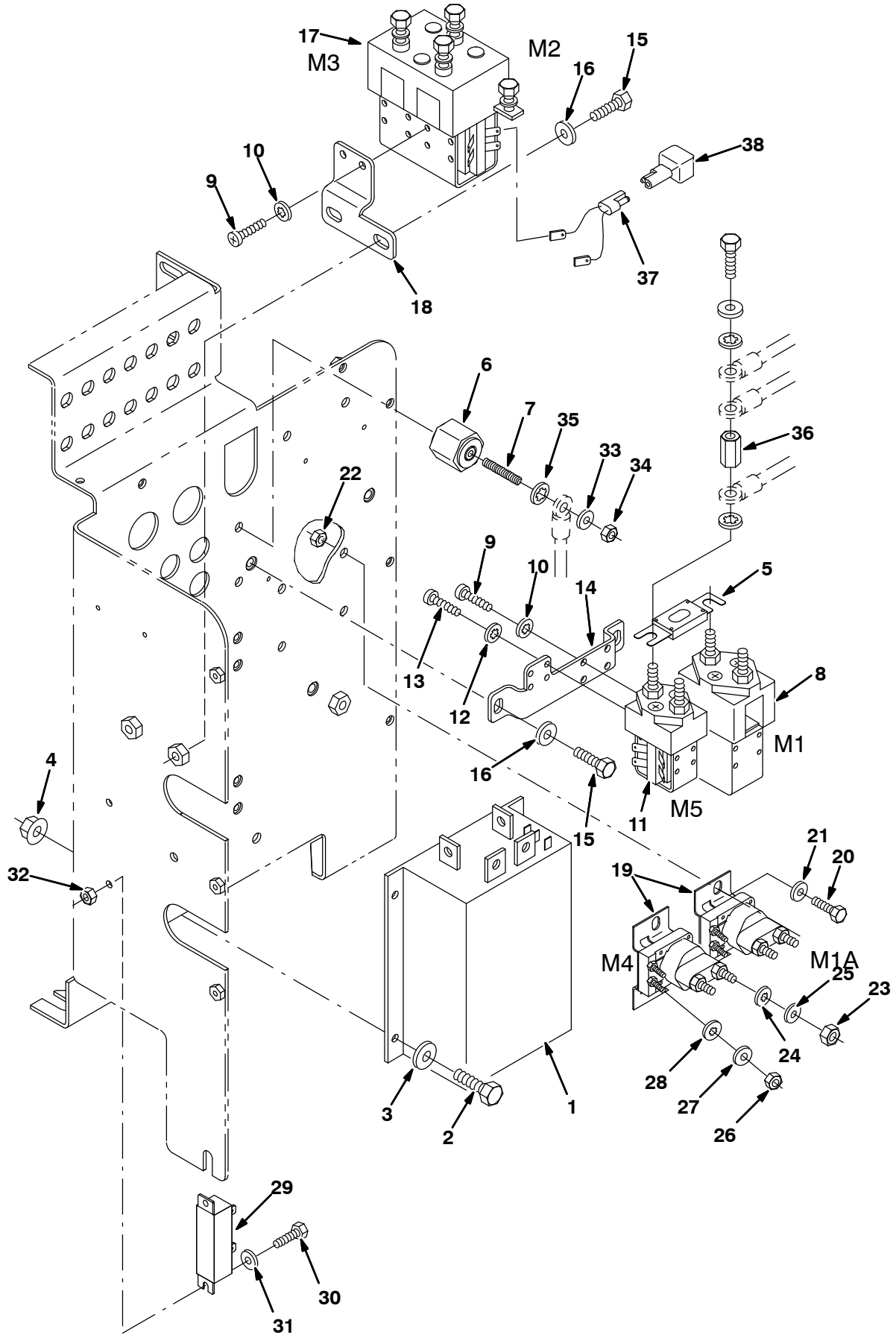


Fig. 44 - Control Box Contactor Group (0314-)

Ref.	Part No.	Serial Number	Description	Qty.
1	386302	(0314-) Controller, Motor, 36vdc, 1204	1
2	06942	(0314-) Screw, Hex, M 6 X 1.0 X 16, 8.8	4
3	32483	(0314-) Washer, Flat, 0.25 Sae	4
4	07790	(0314-) Nut, Hex, Flng, M06 X 1.0	4
5	386807	(0314-) Fuse, 150amp	1
6	76062	(0314-) Insulator, Panel & Switchboard	1
7	41702	(0314-) Rod, Thrld, Full, .25-20 01.5l	1
8	1007337	(0314-) Contactor, 36vdc, 200a, Spst	1
9	06931	(0314-) Screw, Pan, M 5 X 0.8 X 6, 4.8	6
10	07514	(0314-) Washer, Lock, Int, #10, Ss	6
11	387639	(0314-) Contactor, 36vdc, 100a, Spst	1
12	02938	(0314-) Washer, Lock, Int, #08, Ss	4
13	06925	(0314-) Screw, Pan, M 4 X 0.7 X 6, 4.8	4
14	1007344	(0314-0599) Bracket, Mtg, Controller, Sgl	1
14	1056488	(0600-) Bracket, Mtg, Controller, Sgl, Iron Gray	1
15	12274	(0314-) Screw, Hex, M 6 X 1.0 X 20, NI	4
16	32491	(0314-) Washer, Flat, 0.31 Std	4
17	1007349	(0314-) Contactor, 36vdc, 200a, Dpdt	1
18	1007353	(0314-0599) Bracket, Mtg, Relay	1
18	1056489	(0600-) Bracket, Mtg, Relay, Iron Gray	1
19	386810	(0314-) Relay, 36vdc, 100a, Sp N/O [White]	2
20	06942	(0314-) Screw, Hex, M 6 X 1.0 X 16, 8.8	4
21	32483	(0314-) Washer, Flat, 0.25 Sae	4
22	08708	(0314-) Nut, Hex, Lock, M 6 X 1.0, NI	4
23	01715	(0314-) Nut, Hex, Std, .31-24	4
24	32984	(0314-) Washer, Lock, Int, .31	4
25	39349	(0314-) Washer, Flat, 0.31 Sae	4
26	01713	(0314-) Nut, Hex, Std, #10-32, 2	4
27	19066	(0314-) Washer, Flt, #10	4
28	32980	(0314-) Washer, Lock, Int, #10	4
29	87349	(0314-) Resistor, 040.00 Ohm, 40watt	1
30	12312	(0314-) Screw, Hex, M 5 X 0.8 X 12, 8.8	2
31	01683	(0314-) Washer, Flat, #10 Ss	2
32	06549	(0314-) Nut, Hex, Lock, M 5 X 0.8, NI	2
33	32490	(0314-) Washer, Flat, 0.25 Std	1
34	19312	(0314-) Nut, Hex, Std, .25-20	1
35	32982	(0314-) Washer, Lock, Int, .25	1
36	387648	(0314-) Nut, Hex, Cplg, M08X1.25	1
37	370156	(0314-) Harness, Switch, Key, Diode	2
38	222290	(0314-) Diode, Ele, Plug	2

Fig. 45 – Control Box Wires Group (0000-0313)

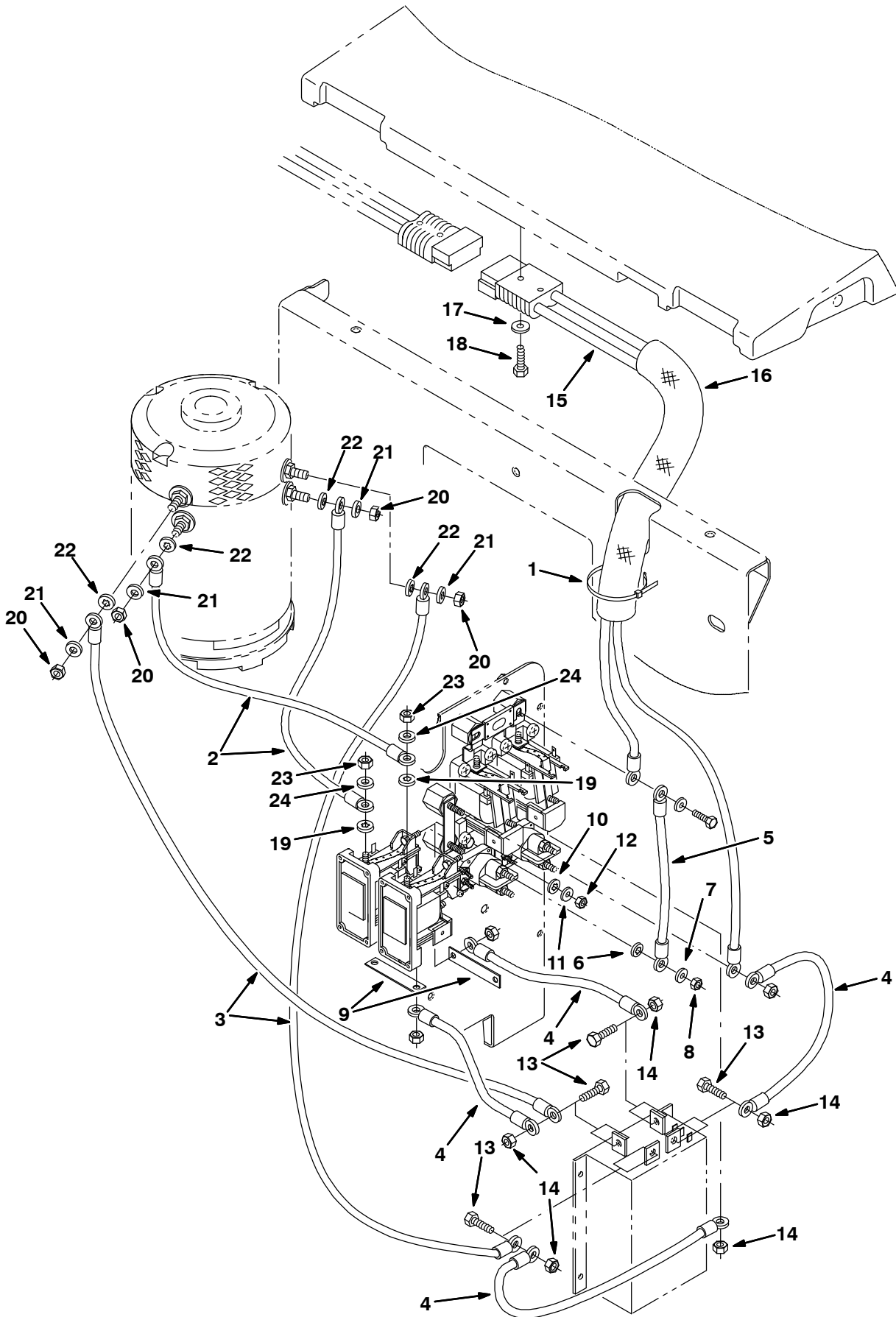


Fig. 45 – Control Box Wires Group (0000–0313)

Ref.	Part No.	Serial Number	Description	Qty.
1	32815	(0000–0313) Tie, Cable, Nyl, 28.5l .50w 8.0 Max D	4
2	71529	(0000–0313) Wire, 04ga 32.0l Blk .31ring /.31ring	1
3	386804	(0000–0313) Wire Assy, 02ga 27.0l Blk .34h /.34h	2
4	86393	(0000–0313) Wire, 04ga 09.0l Blk .34ring /.28ring	4
5	15846	(0000–0313) Wire, 06ga 11.0l Blk .34ring /.28ring	1
6	32984	(0000–0313) Washer, Lock, Int, .31	4
7	39348	(0000–0313) Washer, Flat, 1.50 Std Hard	4
8	01715	(0000–0313) Nut, Hex, Std, .31–24	4
9	87483	(0000–0313) Busbar, .06 0.6w 2.5l 2/.28h	2
10	07514	(0000–0313) Washer, Lock, Int, #10, Ss	4
11	19066	(0000–0313) Washer, Flt, #10	4
12	01713	(0000–0313) Nut, Hex, Std, #10–32, 2	4
13	16931	(0000–0313) Screw, Hex, M08 X 1.25 X 20, 8.8	4
14	08709	(0000–0313) Nut, Hex, Lock, M08 X 1.25, NI	4
15	386610	(0000–0313) Harness, Battery, Connecting	1
16	31647	(0000–0313) Sleeve, Nyl, #15 14.0l	1
17	01684	(0000–0313) Washer, Flt, .25 Ss	2
18	33930	(0000–0313) Screw, Hex, M06 X 1.0 X 40, Ss	2
19	32982	(0000–0313) Washer, Lock, Int, .25	2
20	39311	(0000–0313) Nut, Hex, Std, M08 X 1.25	4
21	32490	(0000–0313) Washer, Flt, .25 Std	4
22	32988	(0000–0313) Washer, Lock, Int, .38	2
23	41359	(0000–0313) Nut, Hex, Std, M06 X 1.0	2
24	32483	(0000–0313) Washer, Flt, .25 Sae	4

Fig. 46 – Control Box Wires Group (0314-)

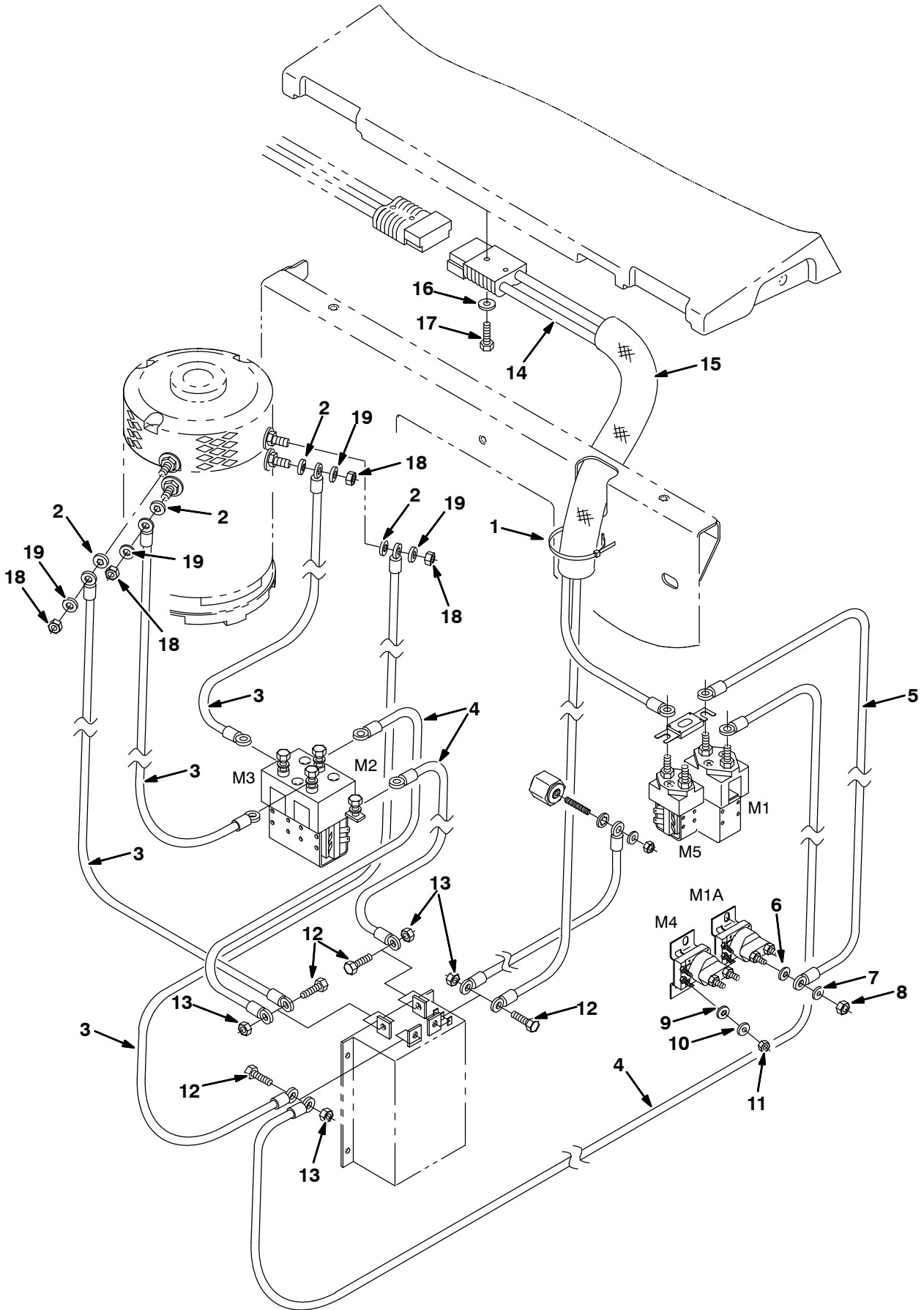


Fig. 46 – Control Box Wires Group (0314–)

Ref.	Part No.	Serial Number	Description	Qty.
1	32815	(0314–) Tie, Cable, Nyl, 28.5l .50w 8.0 Max D	4
2	32988	(0314–) Washer, Lock, Int, .38	2
3	386804	(0314–) Wire Assy, 02ga 27.0l Blk .34h /.34h	4
4	387641	(0314–) Wire Assy, 02ga, 10.0l, Blk	4
5	63740	(0314–) Wire, 06Ga 09.0L Blk .34 Ring/.34 Ring	1
6	32984	(0314–) Washer, Lock, Int, .31	4
7	39348	(0314–) Washer, Flat, 1.50 Std Hard	4
8	01715	(0314–) Nut, Hex, Std, .31–24	4
9	07514	(0314–) Washer, Lock, Int, #10, Ss	4
10	19066	(0314–) Washer, Flt, #10	4
11	01713	(0314–) Nut, Hex, Std, #10–32, 2	4
12	16931	(0314–) Screw, Hex, M 8 X 1.25 X 20, 8.8	4
13	08709	(0314–) Nut, Hex, Lock, M 8 X 1.25 NI	4
14	386610	(0314–) Harness, Battery, Connecting	1
15	31647	(0314–) Sleeve, Nyl, #15 14.0l	1
16	01684	(0314–) Washer, Flat, 0.25 Ss	2
17	33930	(0314–) Screw, Hex, M 6 X 1.0 X 40, Ss	2
18	39311	(0314–) Nut, Hex, Std, M08 X 1.25	4
19	32490	(0314–) Washer, Flat, 0.25 Std	4

Fig. 47 – Circuit Board Group

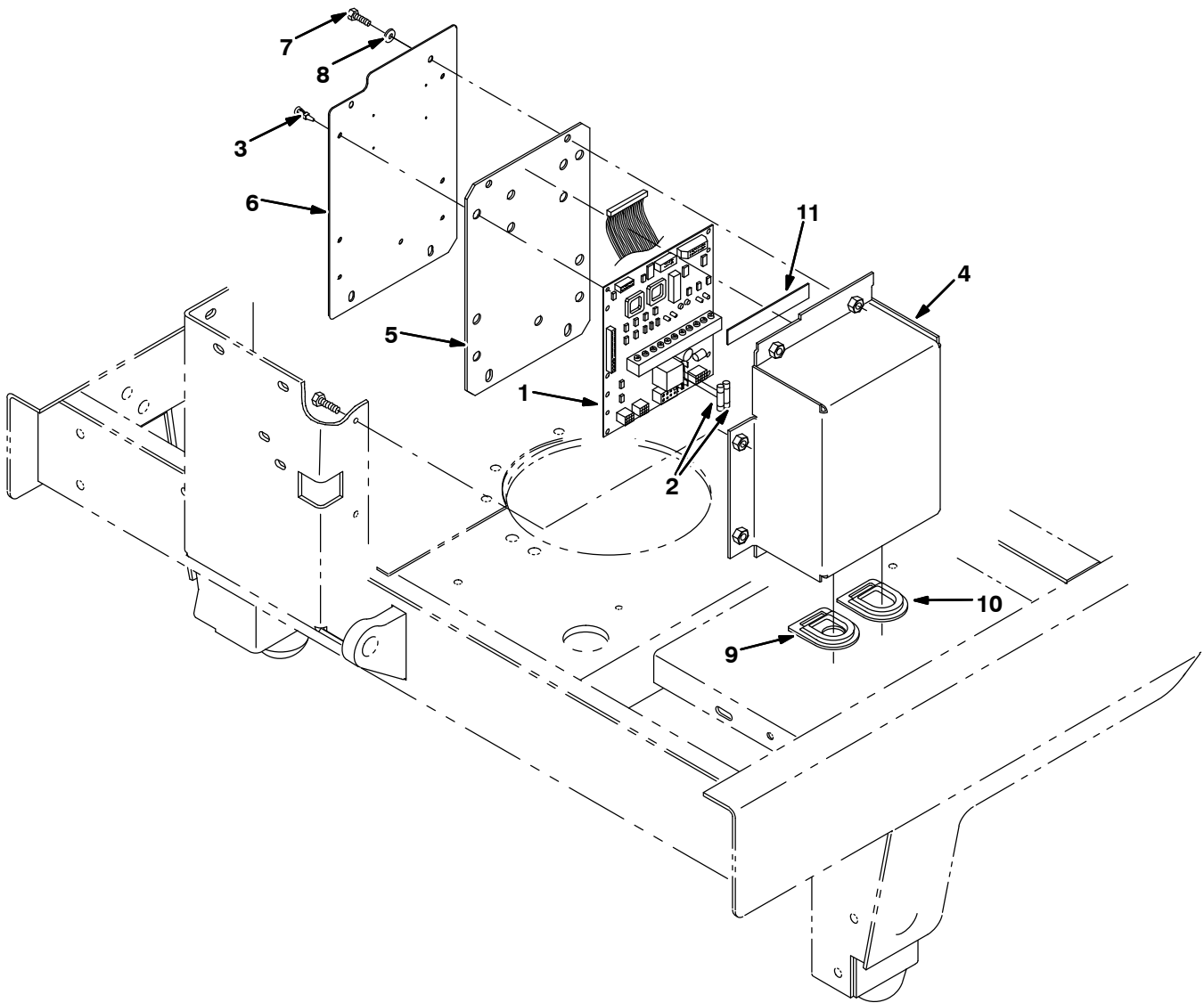


Fig. 47 - Circuit Board Group

	Ref.	Part No.	Serial Number	Description	Qty.
▽	1	9008411	(0000-1781) Circuitboard Assy Kit [7300/8300]	1
▲	2	603103000	(0000-1781) Fuse, .20A, 3Ag, Slo-Blo	2
▽	1	9009493	(1782-) Circuitboard Assy Kit [7300/8300]	1
▲	2	603103000	(1782-) Fuse, .20A, 3Ag, Slo-Blo	2
	3	15840	(0000-) Pin, Prong	7
	4	386922	(0000-0599) Box, Circuitboard	1
	4	1056478	(0600-) Box, Circuitboard, Iron Gray	1
	5	386921	(0000-) Gasket	1
	6	386920	(0000-0599) Cover	1
	6	1056477	(0600-) Cover, Iron Gray	1
	7	06942	(0000-) Screw, Hex, M06 X 1.0 X 16, 8.8	6
	8	32483	(0000-) Washer, Flt, .25 Sae	4
	9	386563	(0000-) Grommet, Rbr, 1.0b	1
	10	386564	(0000-) Plug, Rbr	1
	11	387529	(0000-) Tape, Foam	1

Fig. 48 – FaST Electrical Group (0000-1384)

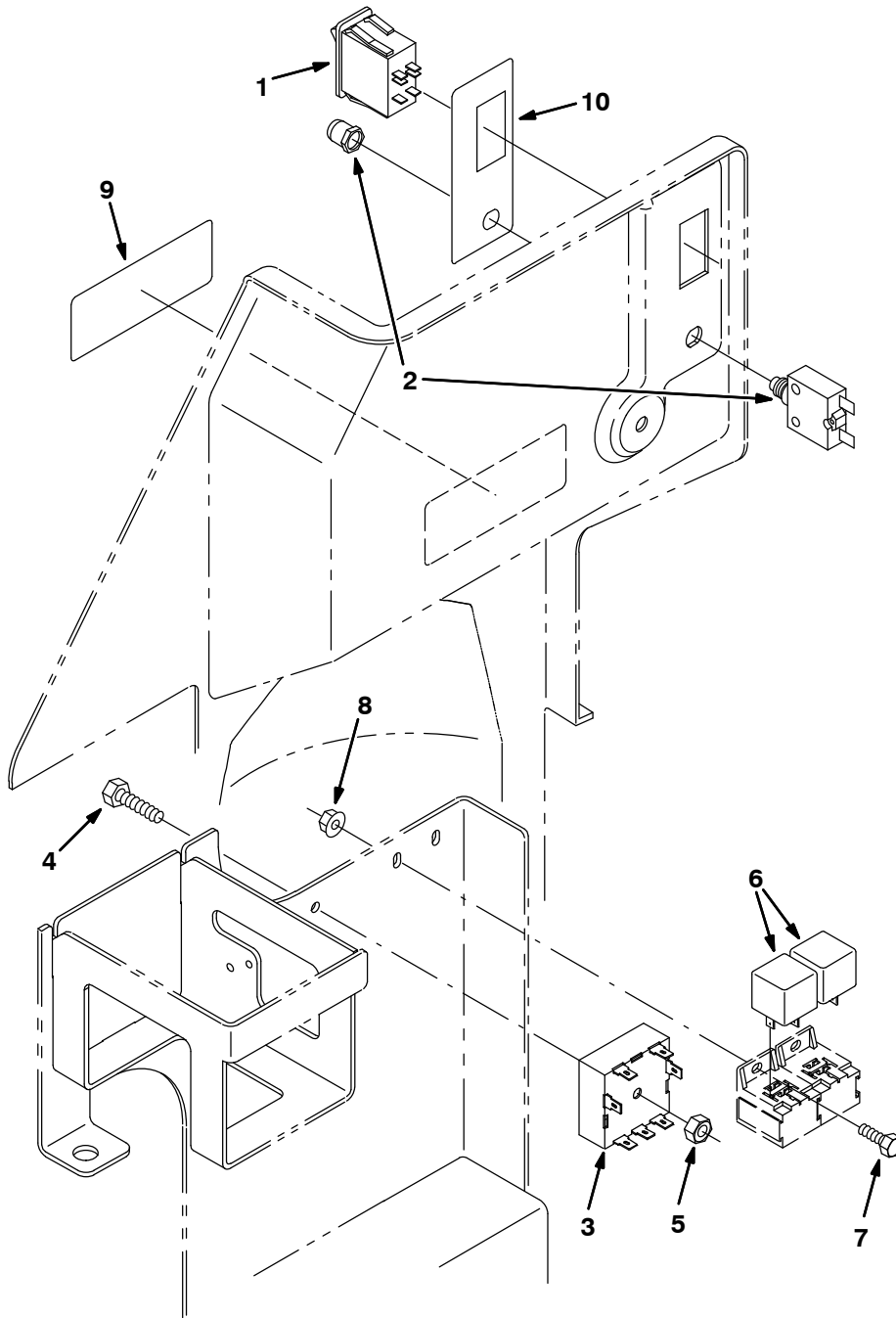


Fig. 48 – FaST Electrical Group (0000–1384)

Ref.	Part No.	Serial Number	Description	Qty.
1	377084	(0000–1384) Switch, Rocker, 36vdc 05a Progressive	1
2	383721	(0000–1384) Circuitbreaker, 10.0a	1
3	1028580	(0000–1384) Timer, 9–41vdc, Recycling	1
4	06945	(0000–1384) Screw, Hex, M6 X 1.0 X 30, 8.8	1
5	08708	(0000–1384) Nut, Hex, Lock, M 6 X 1.0, NI	1
6	398526	(0000–1384) Relay, 36vdc, 05a, Spdt N/O [Greenwich]	2
7	09244	(0000–1384) Screw, Hex, M5 X 0.8 X 16, 8.8	2
8	07789	(0000–1384) Nut, Hex, Flng, M5 X 0.8	2
9	1005416	(0000–1384) Label, Fast	1
10	1011276	(0000–1384) Label, Switch, Fast	1

Fig. 49 – FaST Electrical Group (1385-)

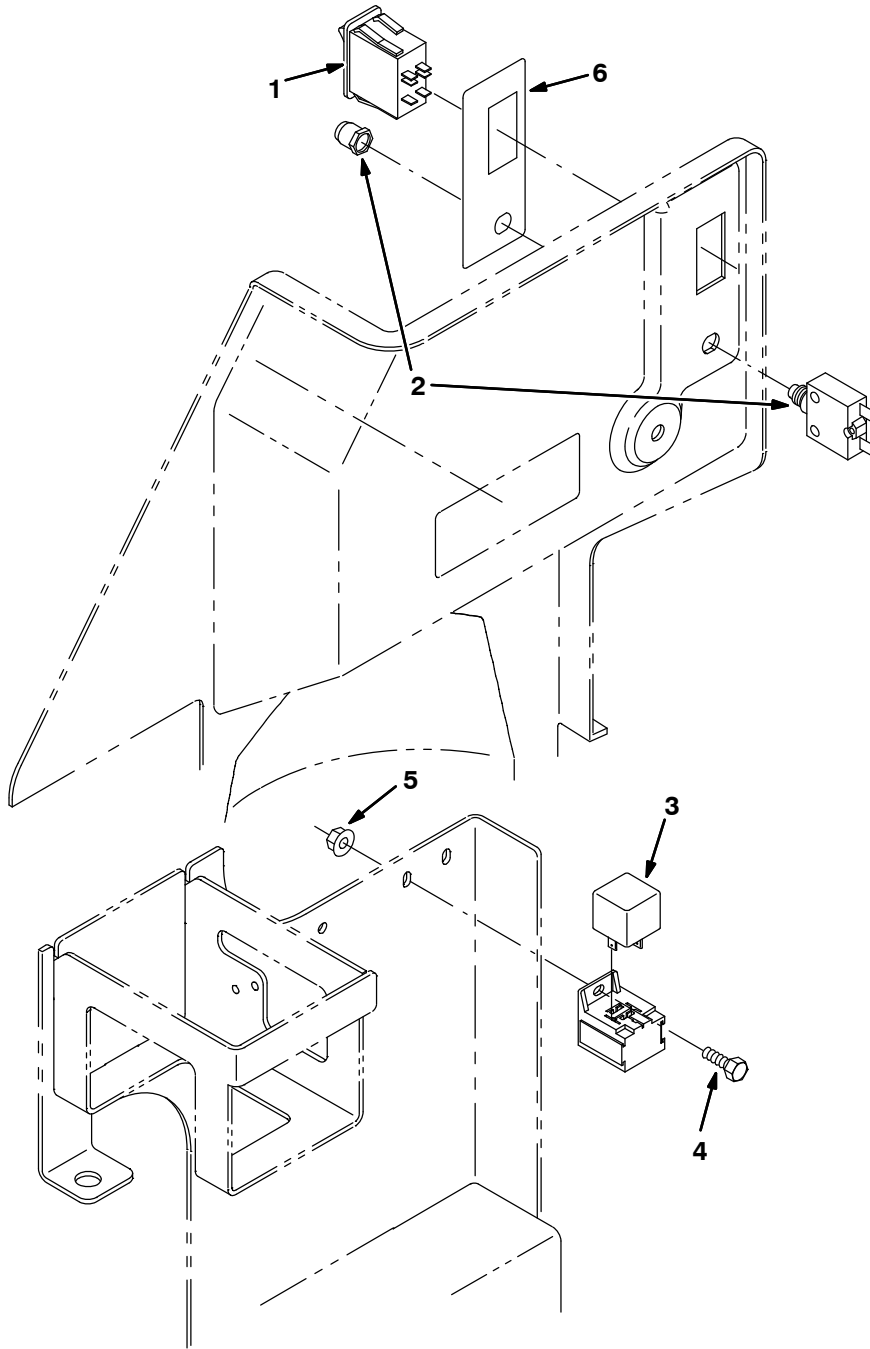
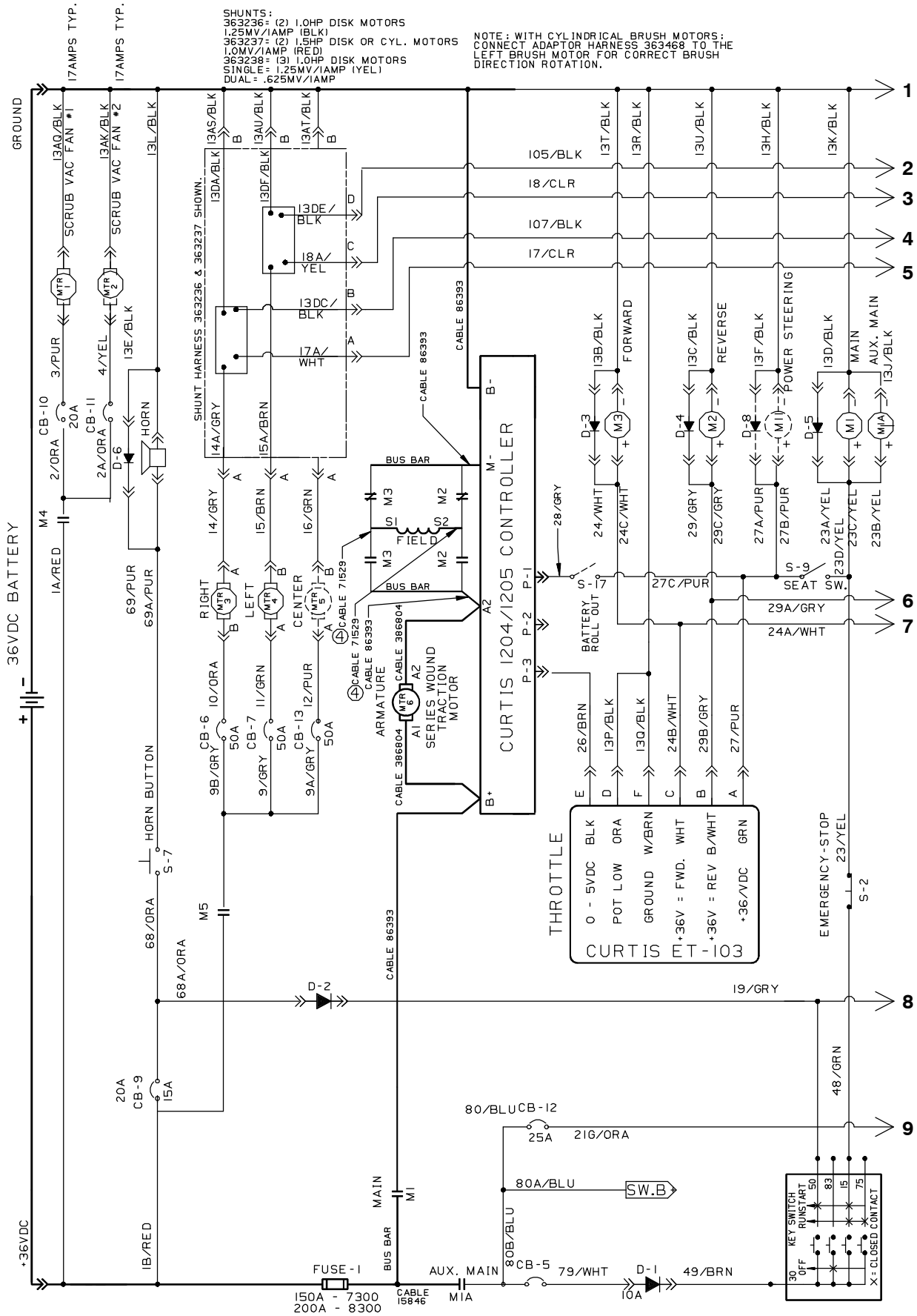


Fig. 49 - FaST Electrical Group (1385-)

Ref.	Part No.	Serial Number	Description	Qty.
1	377084	(1385-)	Switch, Rocker, Prgrsv	1
2	383720	(1385-)	Circuitbreaker, 05.0A, Resetable	1
3	398526	(1385-)	Relay, 36Vdc, 005A, Spdt No [Greenwich]	1
4	12312	(1385-)	Screw, Hex, M5 X 0.80 X 12, 8.8	1
5	19066	(1385-)	Washer, Flat, 10	1
6	1011276	(1385-)	Label, Switch [7300/8300 FaST]	1

Fig. 50 - Electrical Schematic (0000-1384)

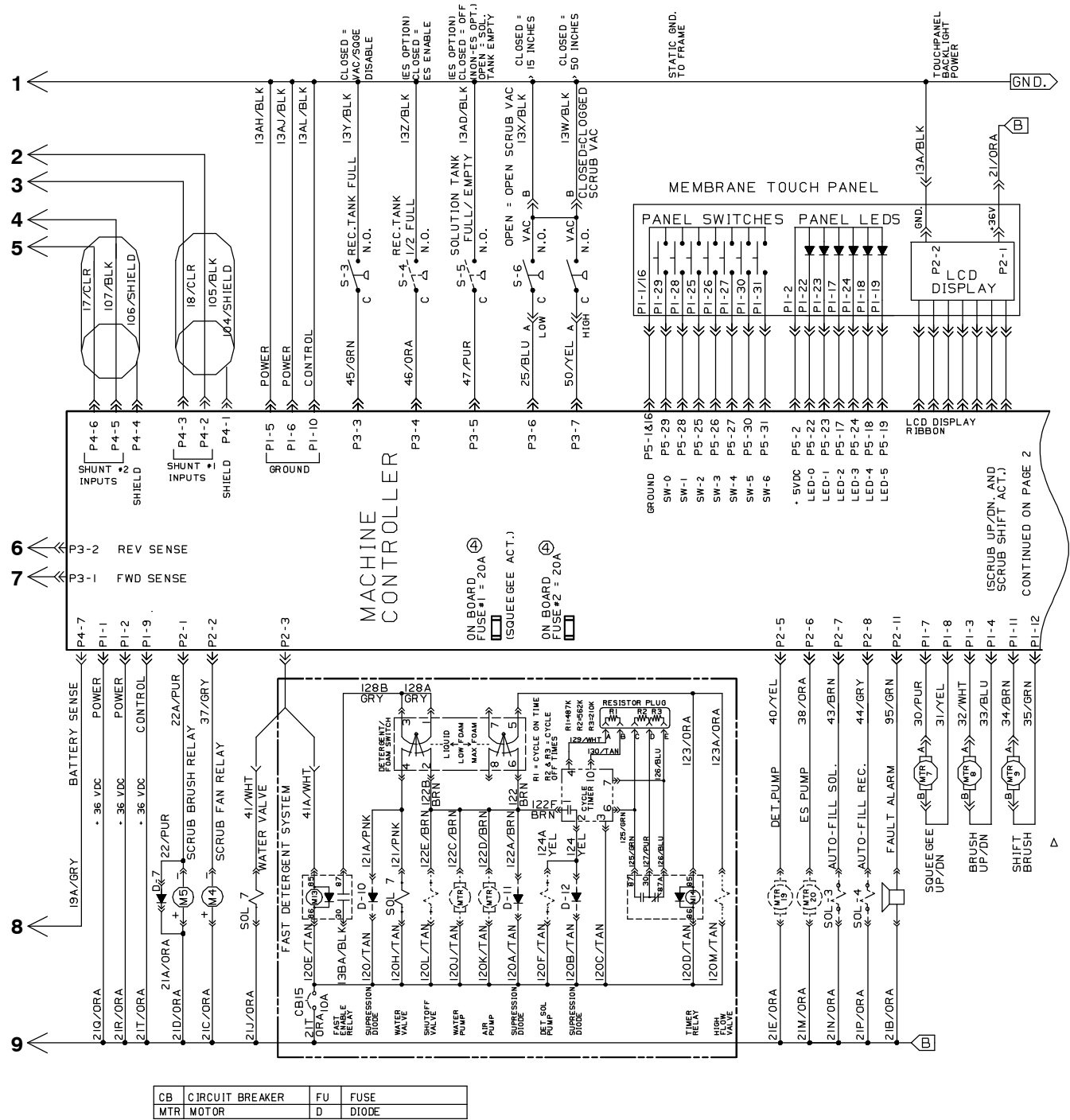


SHUNTS:
 363236 = (2) 1.0HP DISK MOTORS
 1.25MV/1AMP (BLK)
 363237 = (2) 1.5HP DISK OR CYL. MOTORS
 1.0MV/1AMP (RED)
 363238 = (3) 1.0HP DISK MOTORS
 0.51MV/1AMP (YEL)
 DUAL = 6.25MV/1AMP

NOTE: WITH CYLINDRICAL BRUSH MOTORS:
 CONNECT ADAPTOR HARNESS 86-363468 TO THE
 LEFT BRUSH MOTOR FOR CORRECT BRUSH
 DIRECTION ROTATION.

353346, 386300

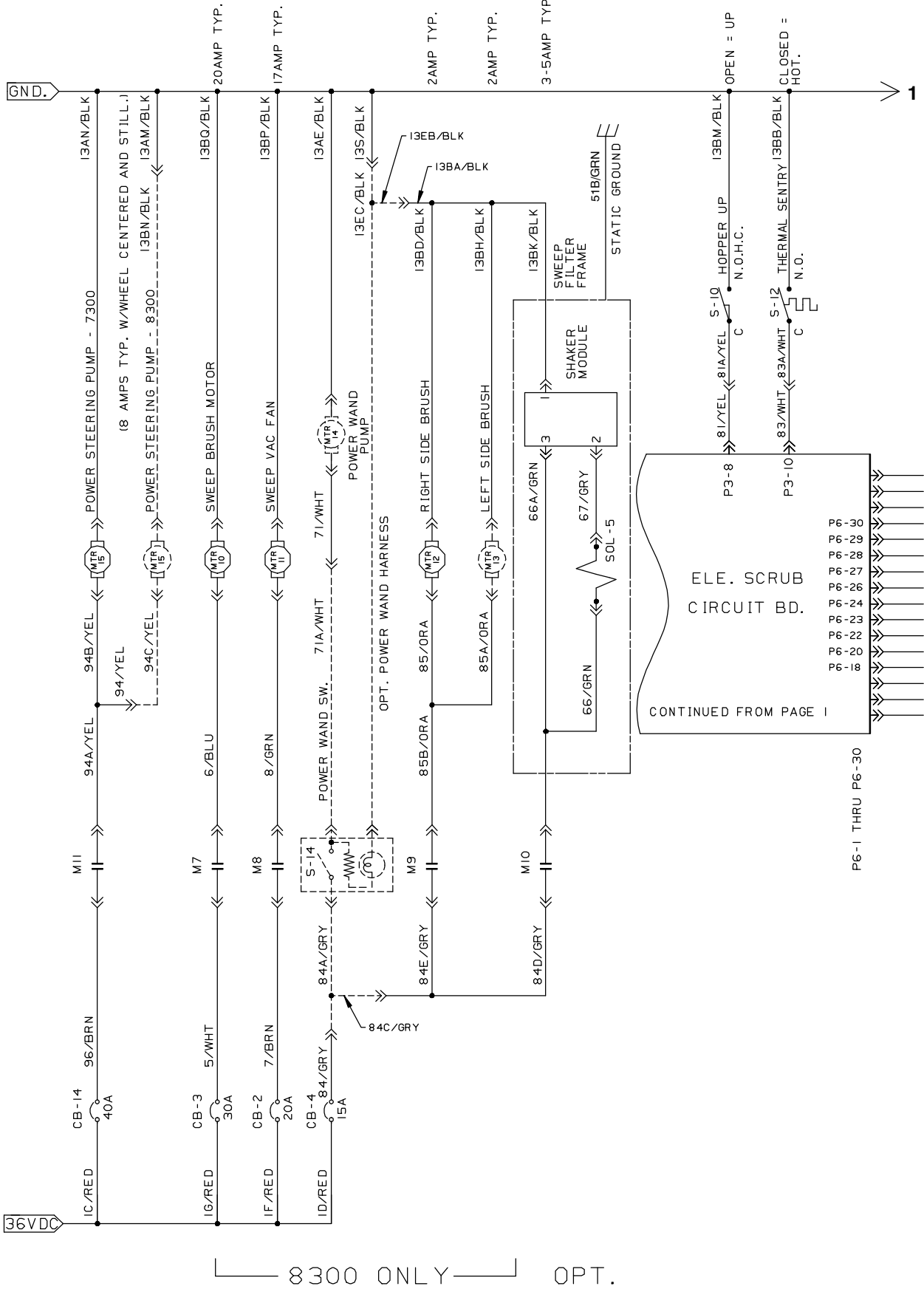
Fig. 50 - Electrical Schematic (0000-1384)



CB	CIRCUIT BREAKER	FU	FUSE
MTR	MOTOR	D	DIODE

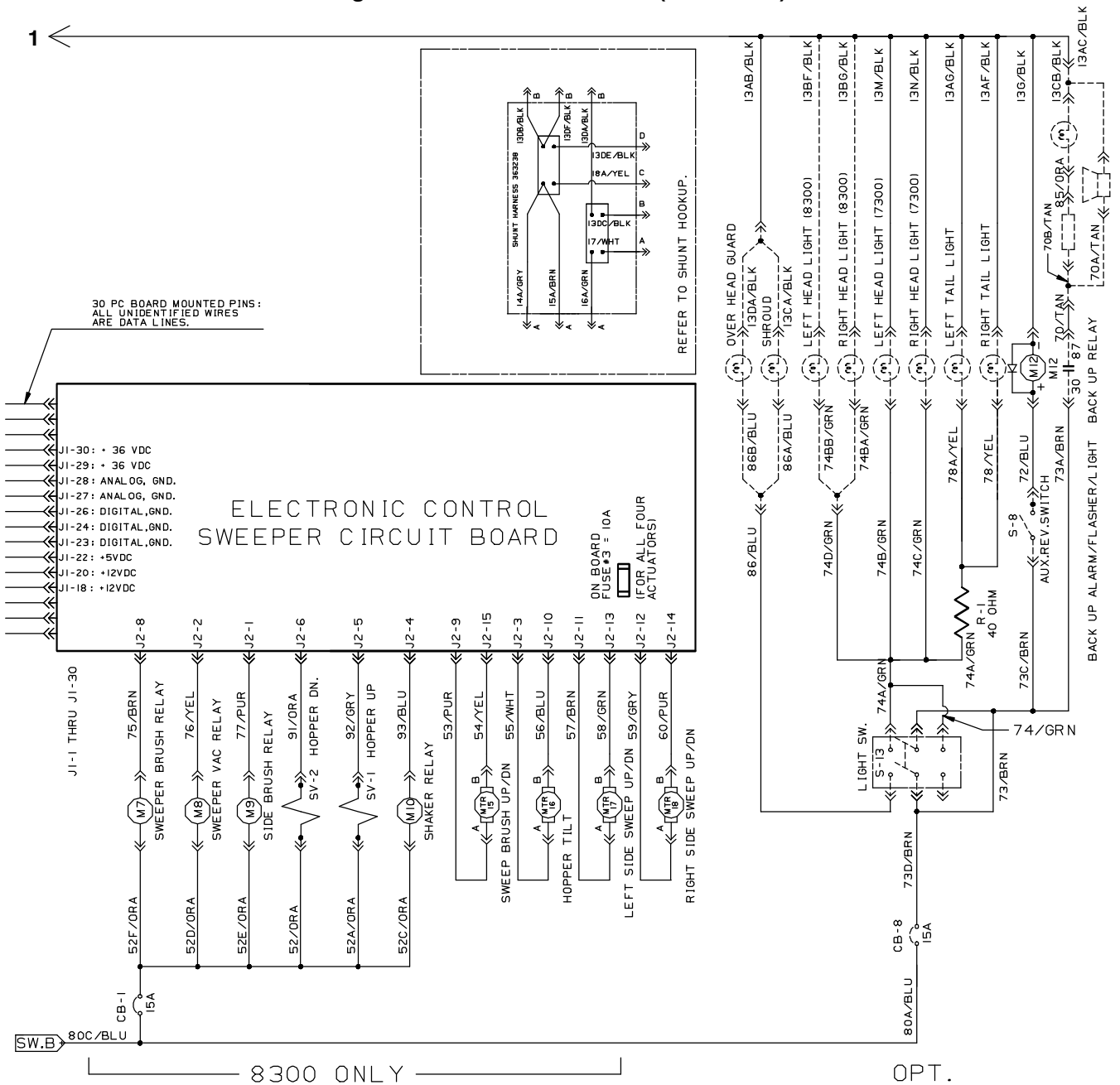
353346, 386300

Fig. 50 - Electrical Schematic (0000-1384)



353346, 386300

Fig. 50 - Electrical Schematic (0000-1384)

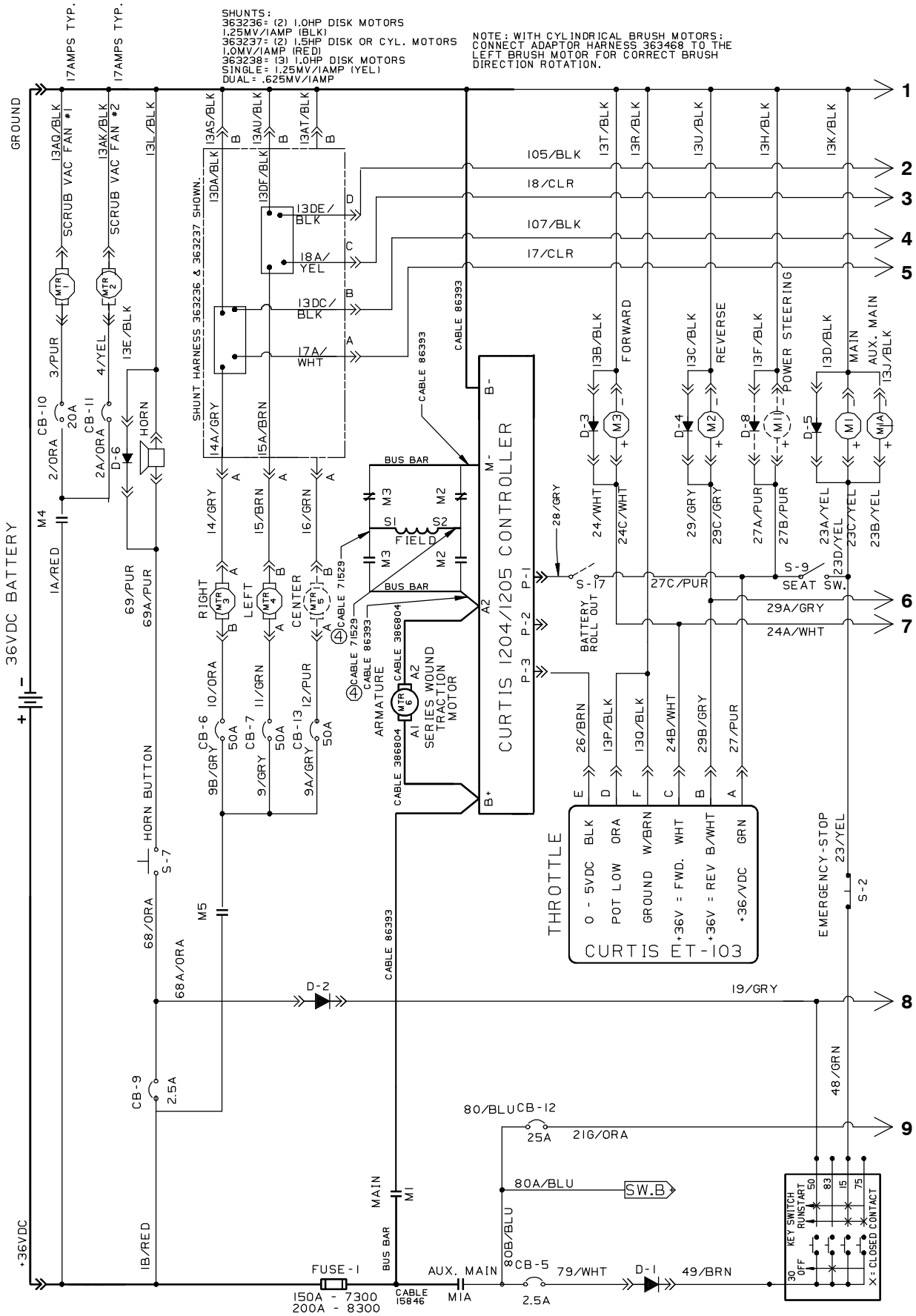


LEGEND

CB	CIRCUIT BREAKER	FU	FUSE
MTR	MOTOR	D	DIODE
P	CONNECTOR PIN	M	RELAY COIL
S	SWITCH	R	RESISTOR
ARM	ARMATURE	HM	HOURLMETER
N.O.	NORM. OPEN CONTACT	C	COMMON CONTACT

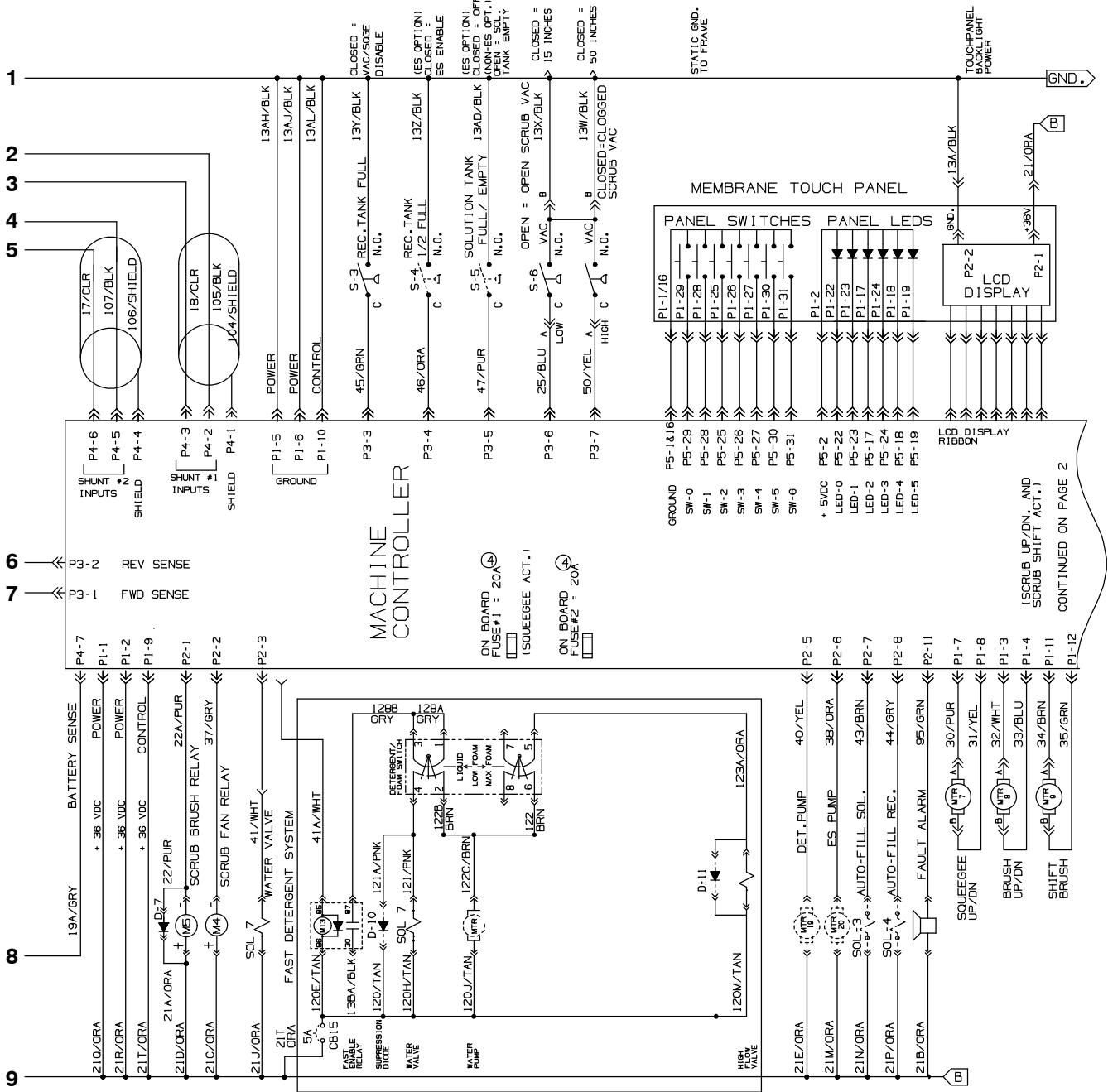
353346, 386300

Fig. 51 - Electrical Schematic (1385-)



353346, 386300

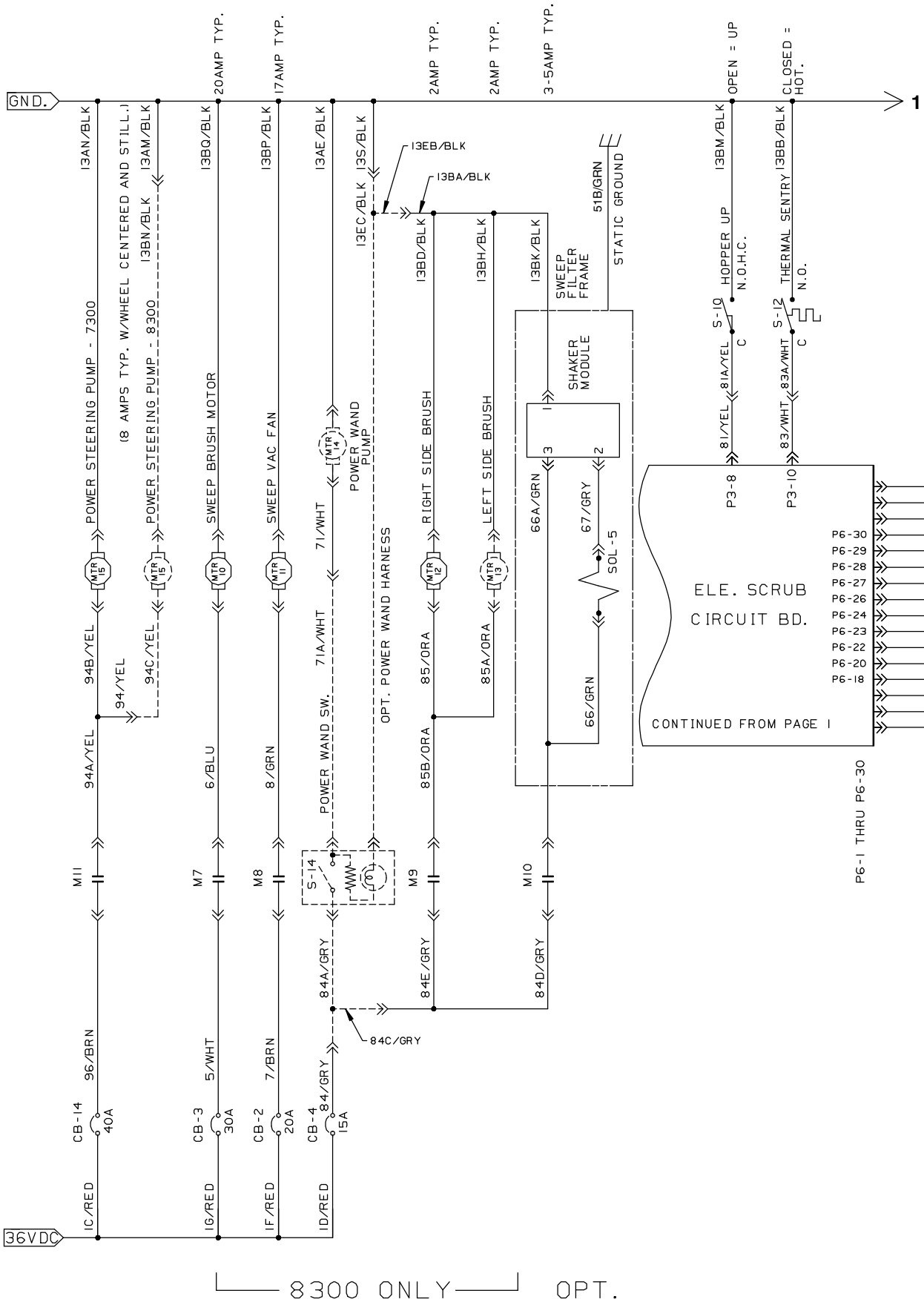
Fig. 51 - Electrical Schematic (1385-)



CB	CIRCUIT BREAKER	FU	FUSE
MTR	MOTOR	D	DIODE
P	CONNECTOR PIN	M	RELAY COIL
S	SWITCH	R	RESISTOR
ARM	ARMATURE	HM	HOURLMETER
N.O.	NORM. OPEN CONTACT	C	COMMON CONTACT
SV	HYD. SOLENOID VALVE	SOL.	ELE. MECH. VALVE

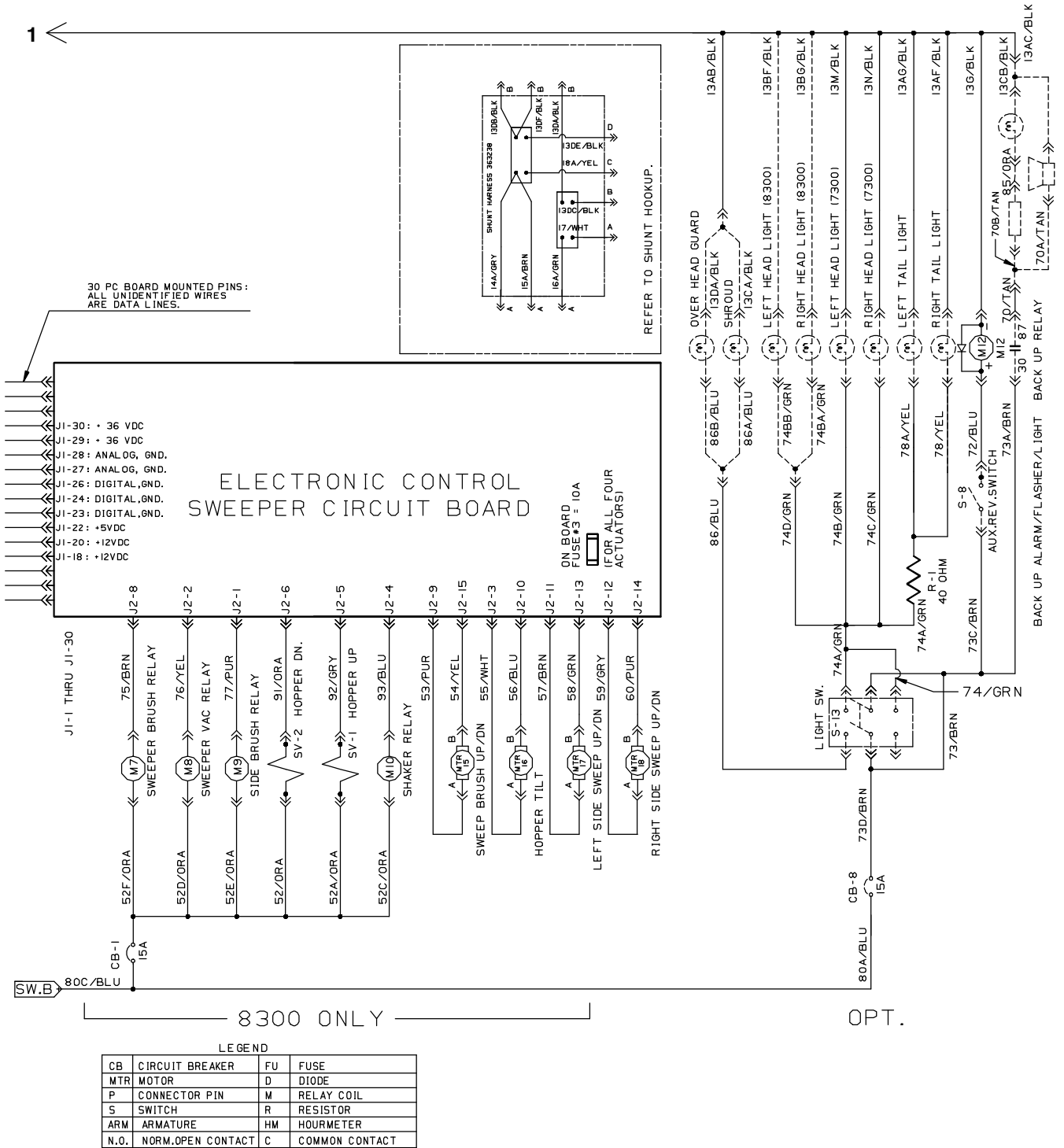
353346, 386300

Fig. 51 - Electrical Schematic (1385-)



353346, 386300

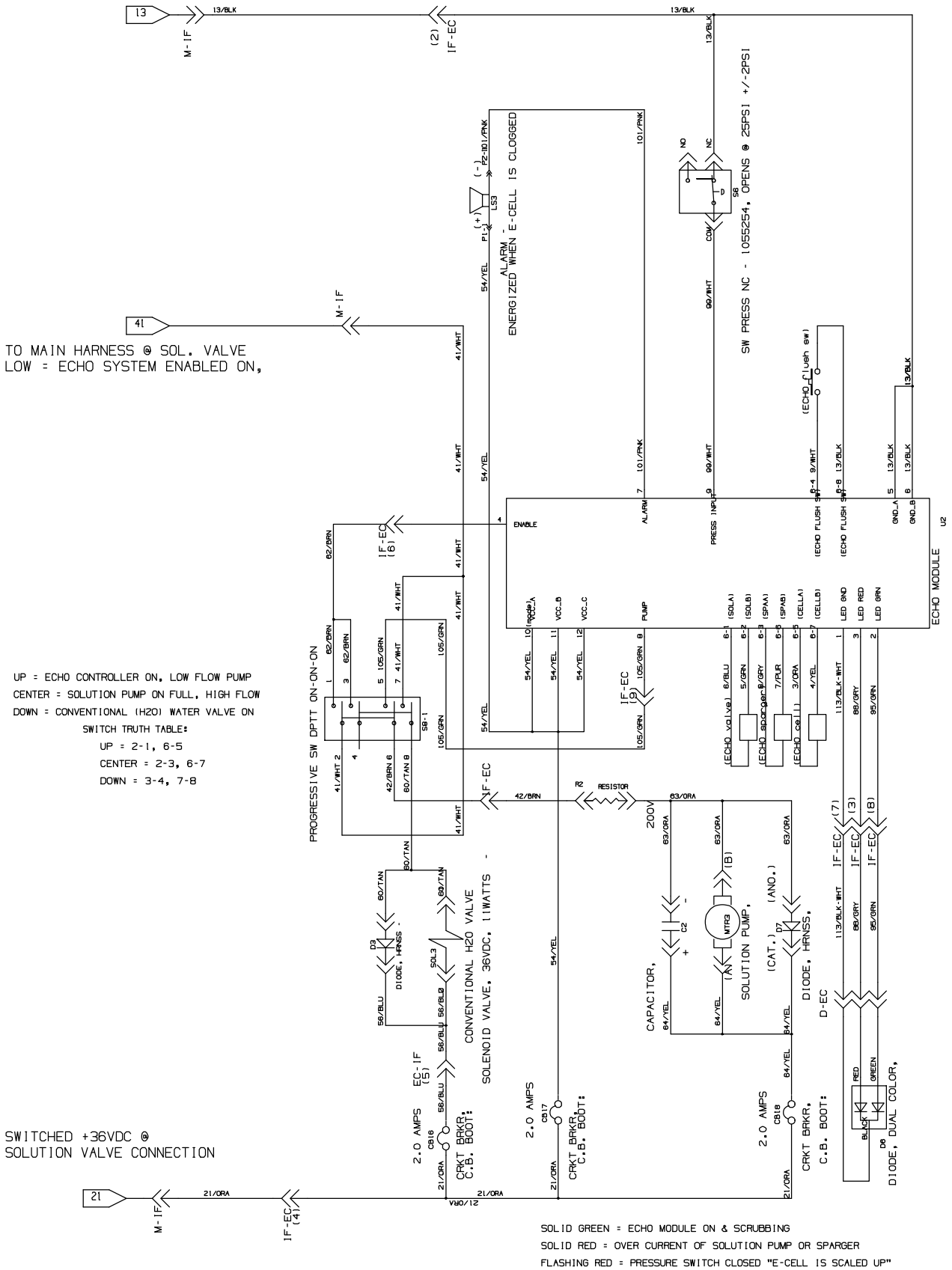
Fig. 51 - Electrical Schematic (1385-)



353346, 386300

Fig. 51 - Electrical Schematic (1385-)

GROUND @ NEG. STANDOFF



353346, 386300

Fig. 52 - Main Wire Harness Group

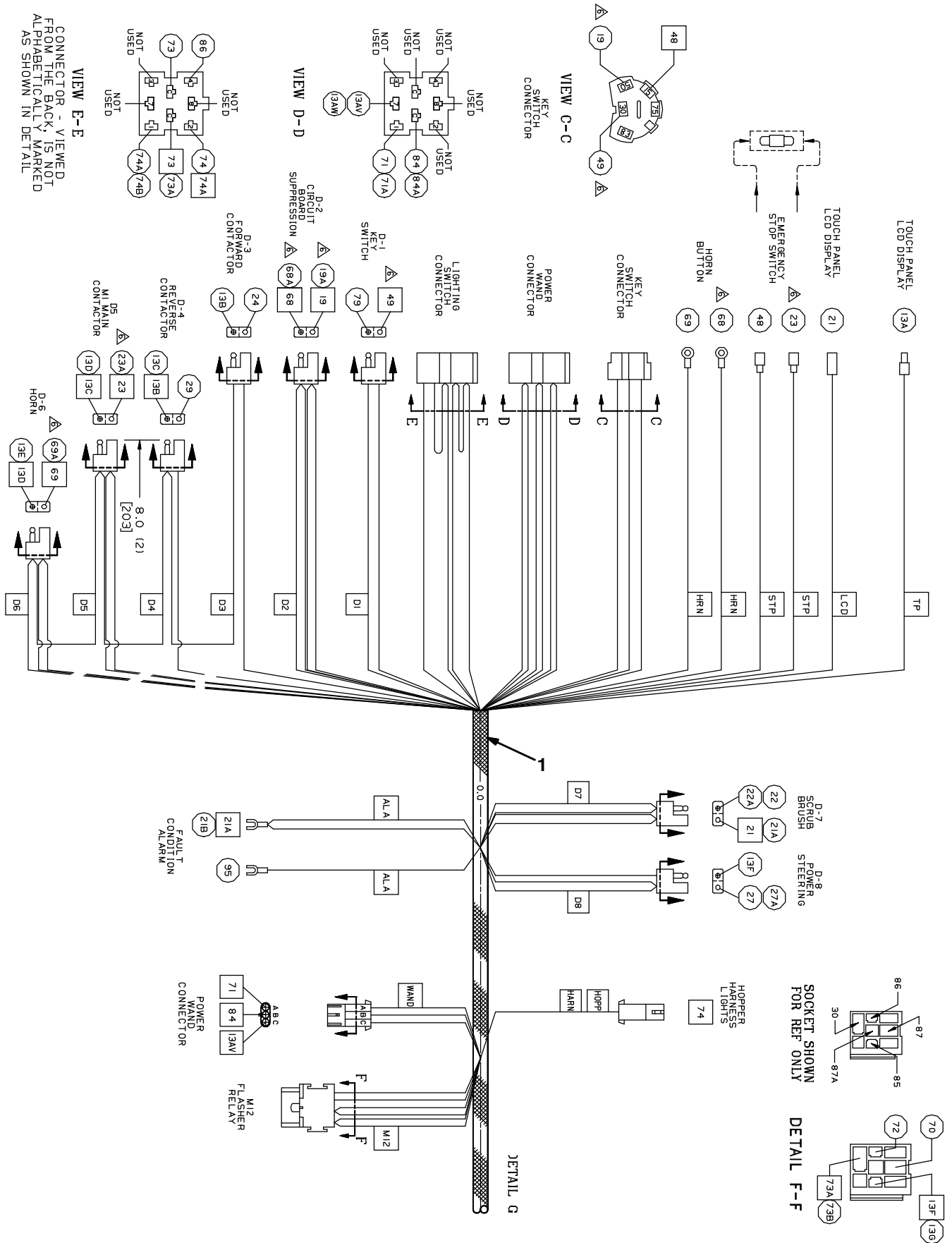


Fig. 52 - Main Wire Harness Group

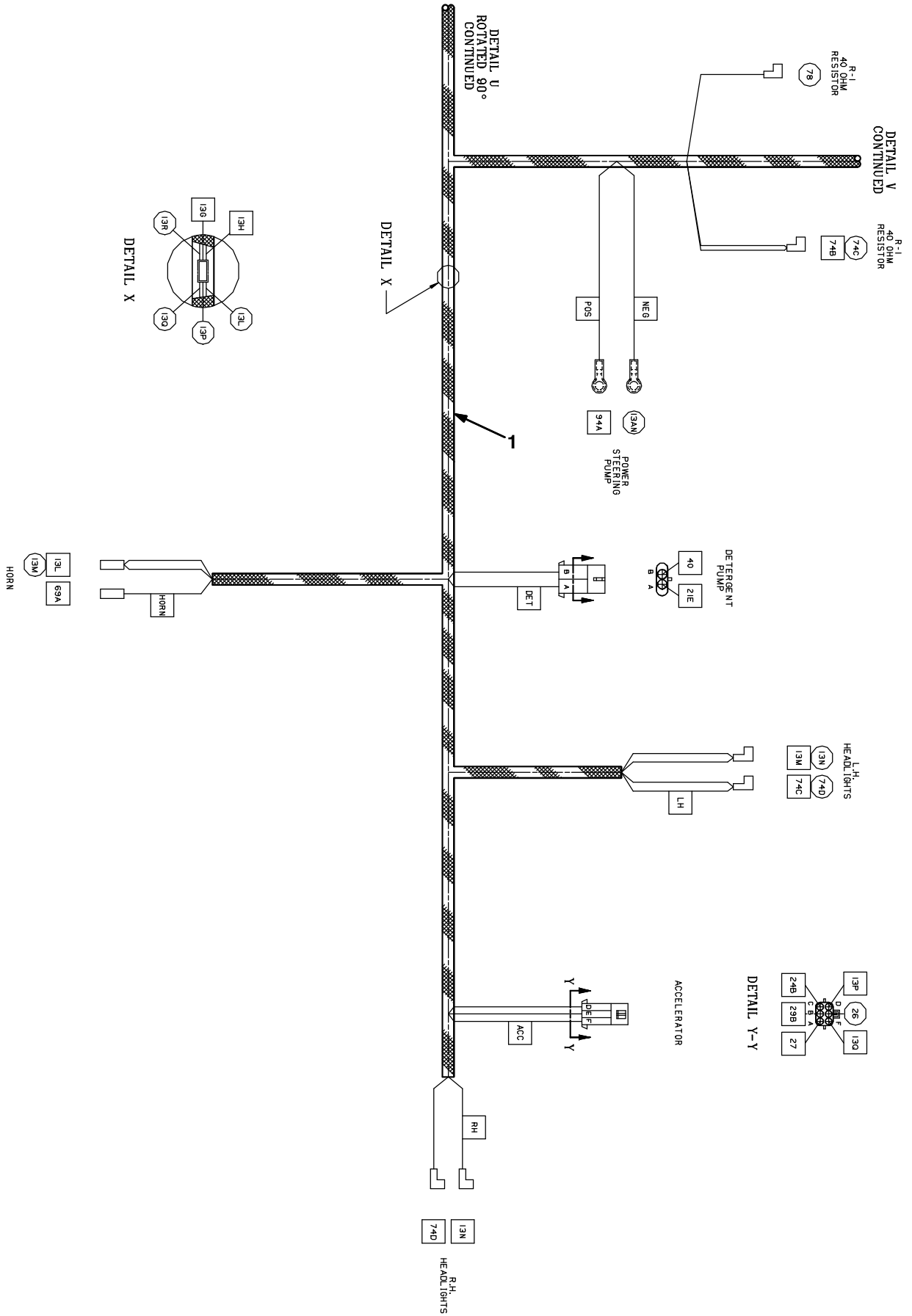


Fig. 52 - Main Wire Harness Group

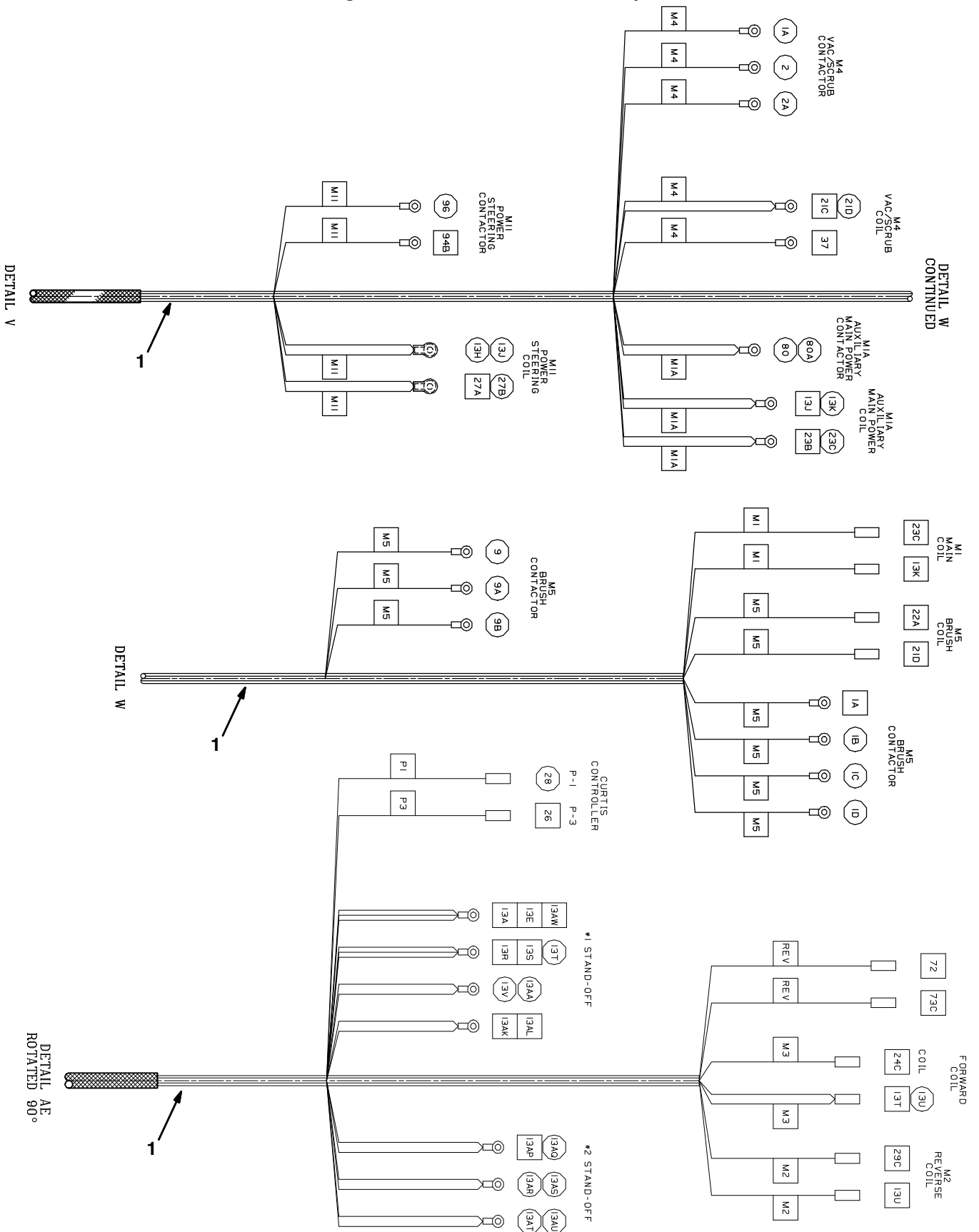


Fig. 52 - Main Wire Harness Group

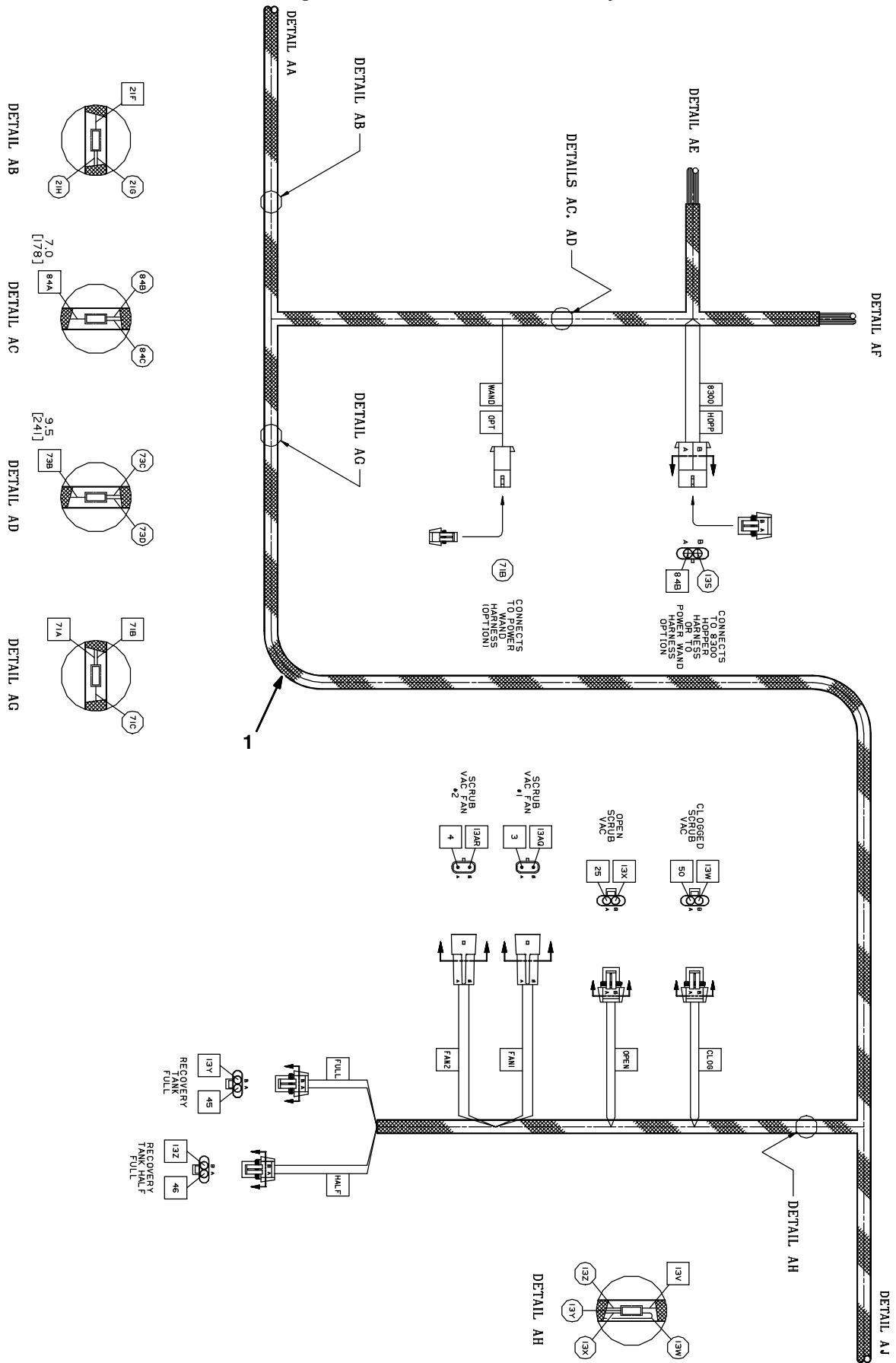


Fig. 52 - Main Wire Harness Group

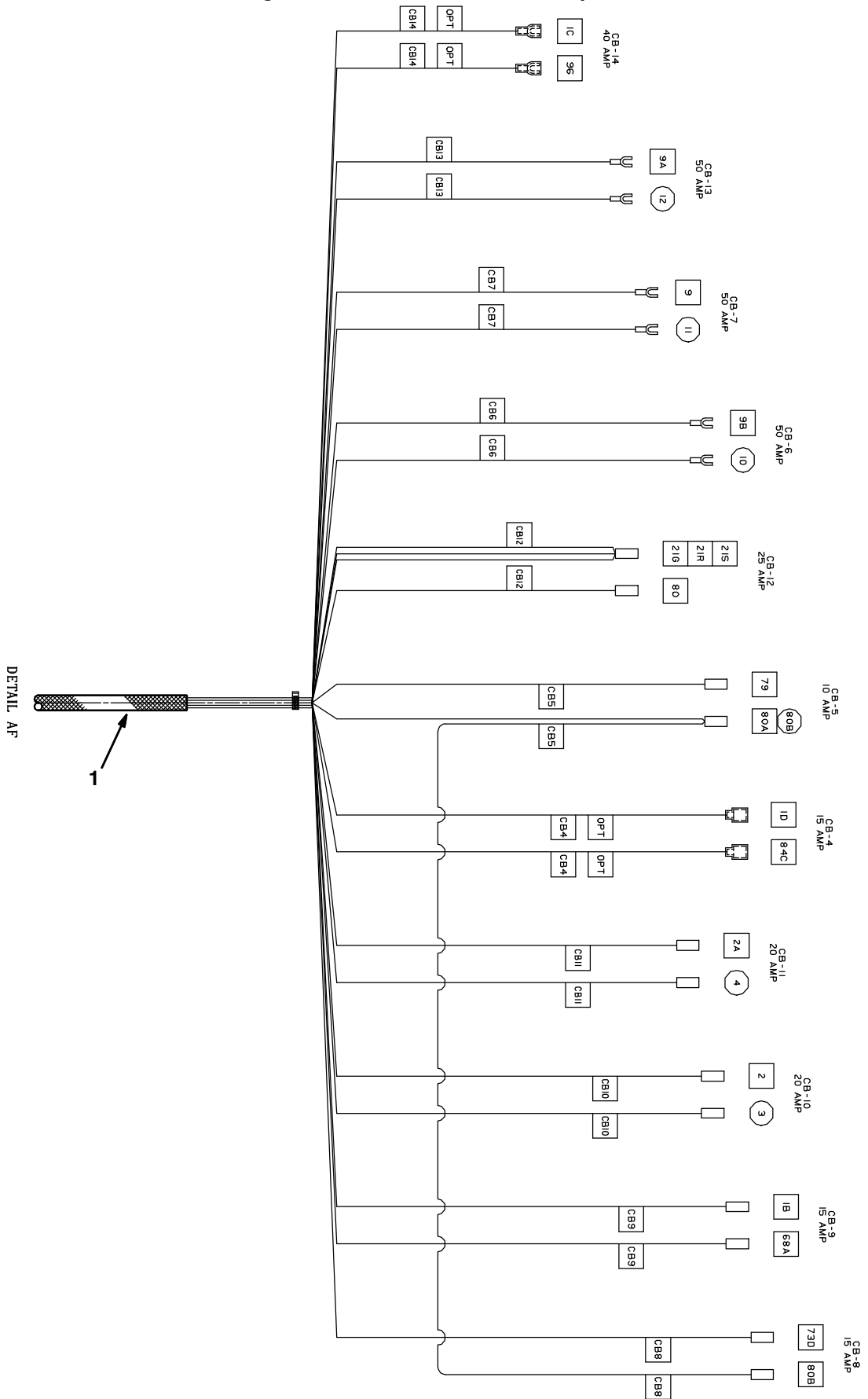


Fig. 52 - Main Wire Harness Group

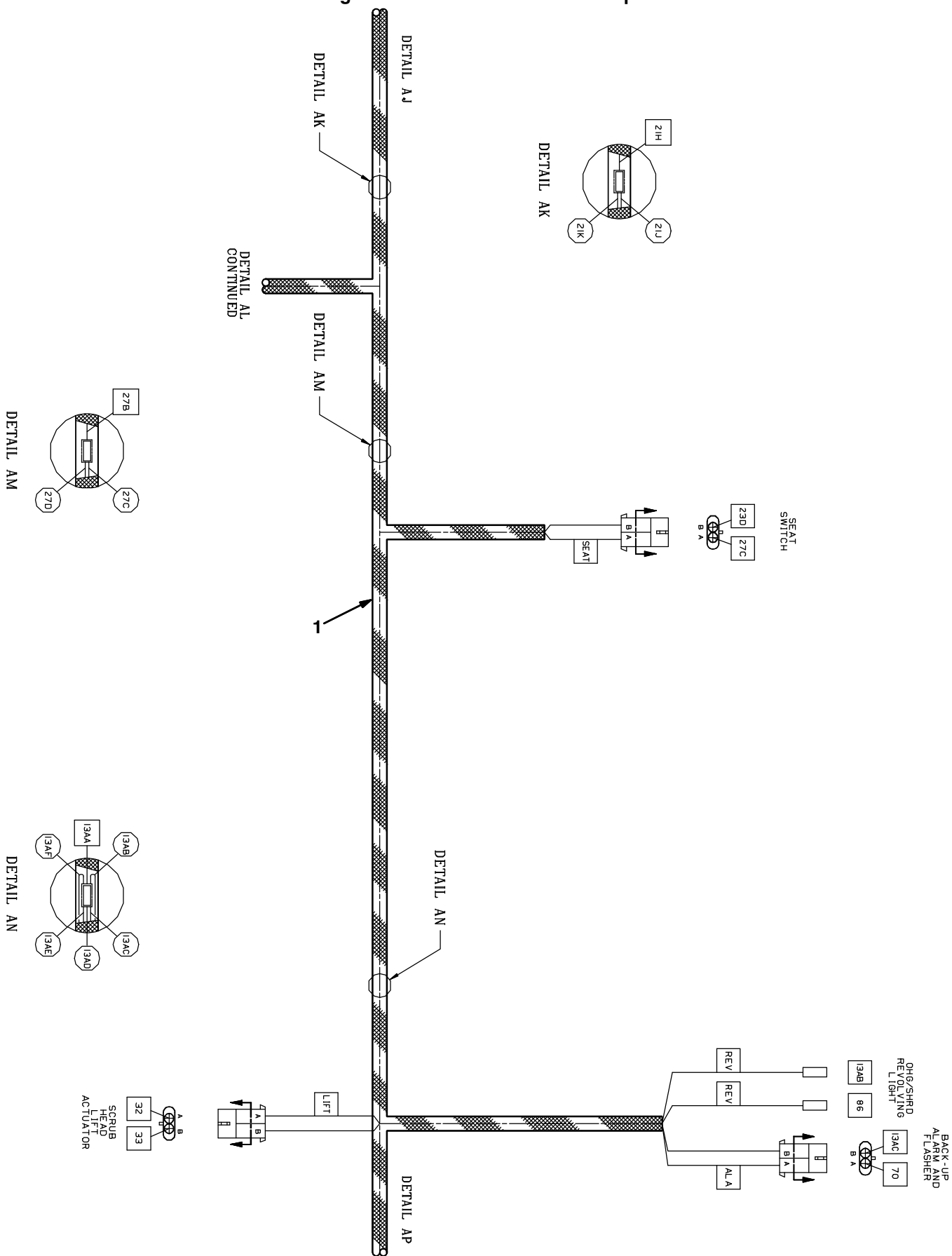


Fig. 52 - Main Wire Harness Group

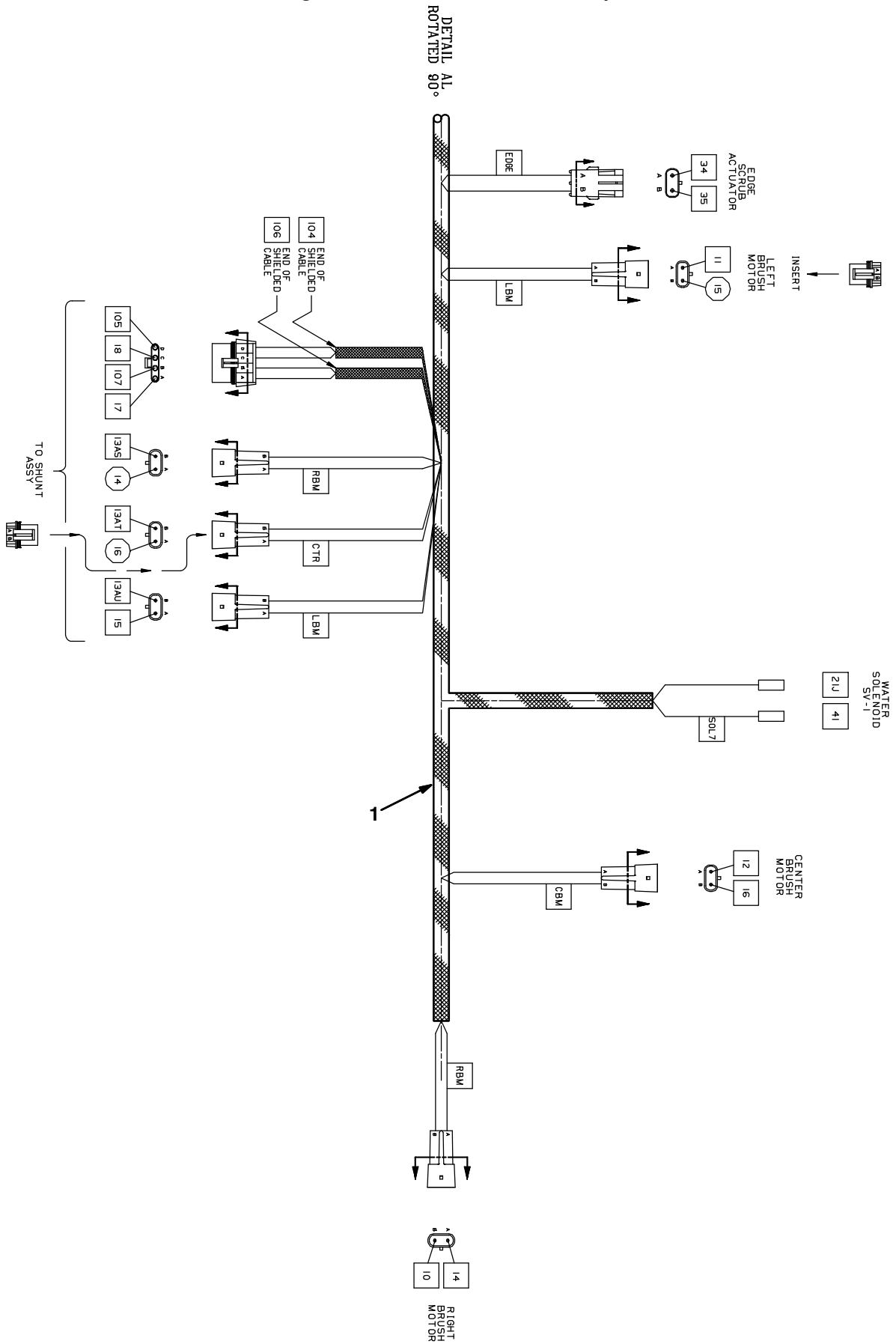


Fig. 52 - Main Wire Harness Group

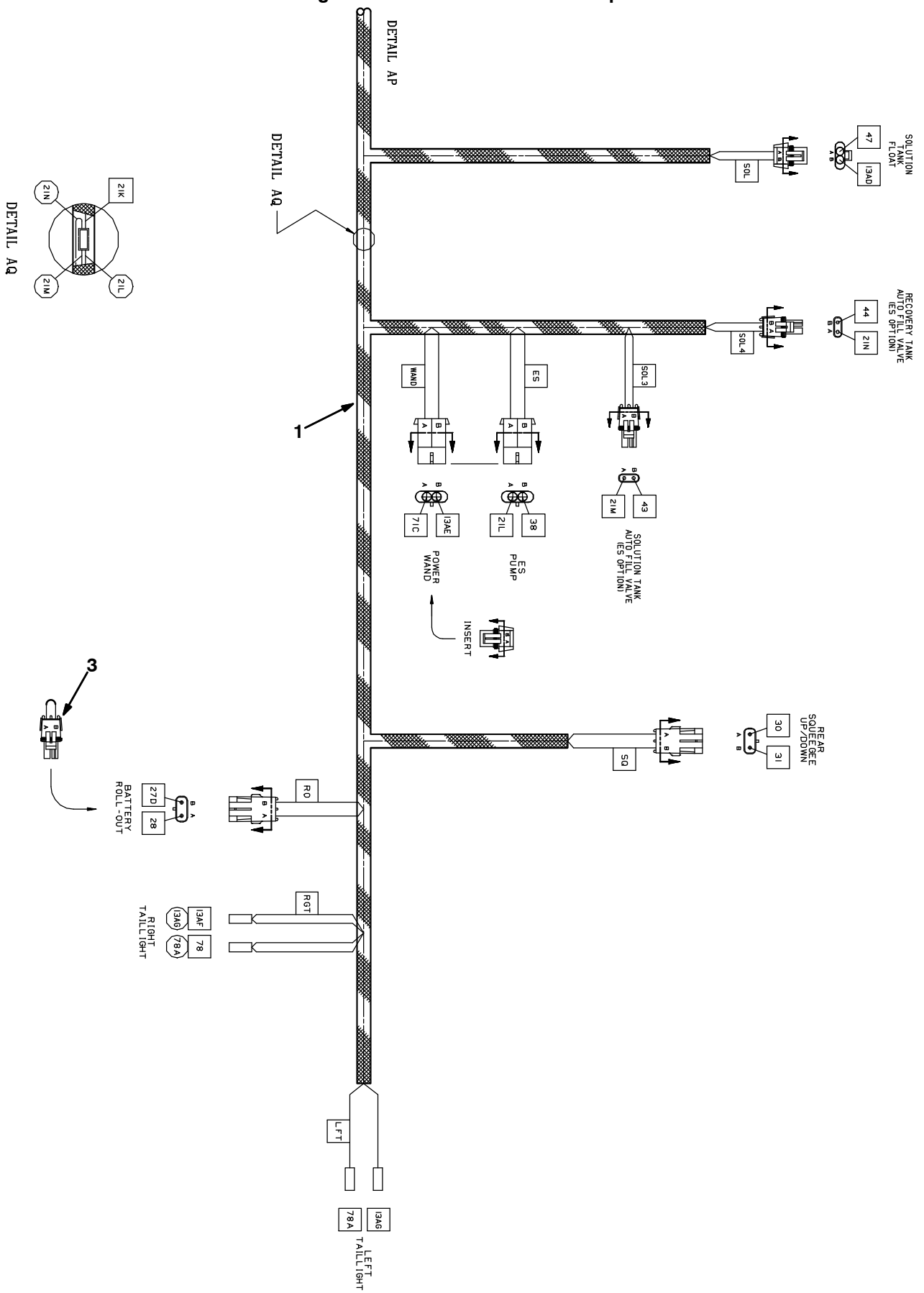
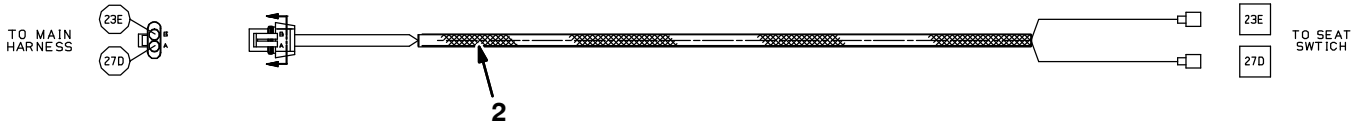
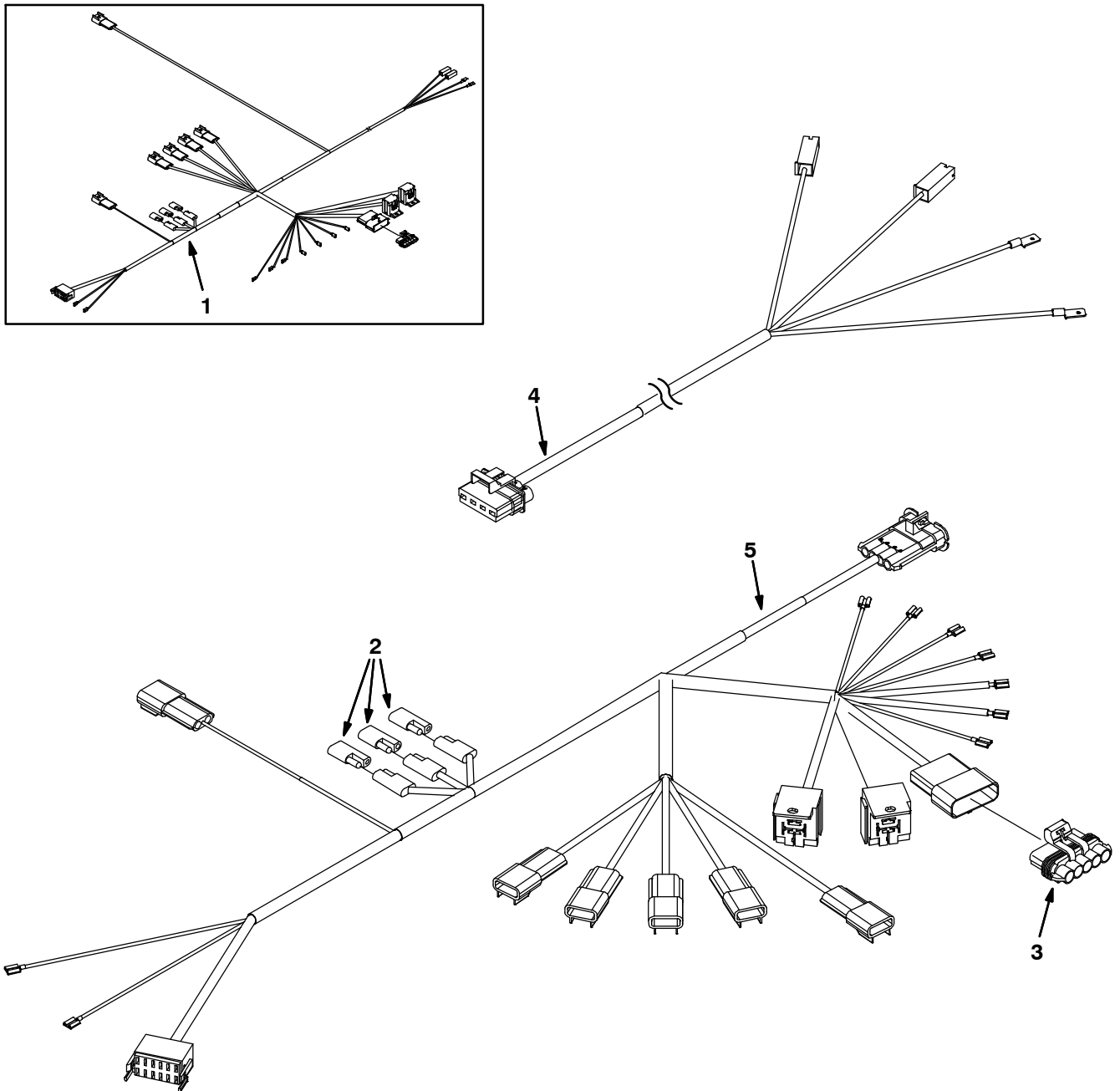


Fig. 52 - Main Wire Harness Group



Ref.	Part No.	Serial Number	Description	Qty.
1	386600	(0000-0149)	Harness, Main, 7300, 8300	1
1	387424	(0150-)	Harness, Main, 7300, 8300	1
2	387302	(0000-)	Harness, Wire, Jumper, Seat Switch	1
3	60278	(0000-)	Harness, Jumper, Arm	2

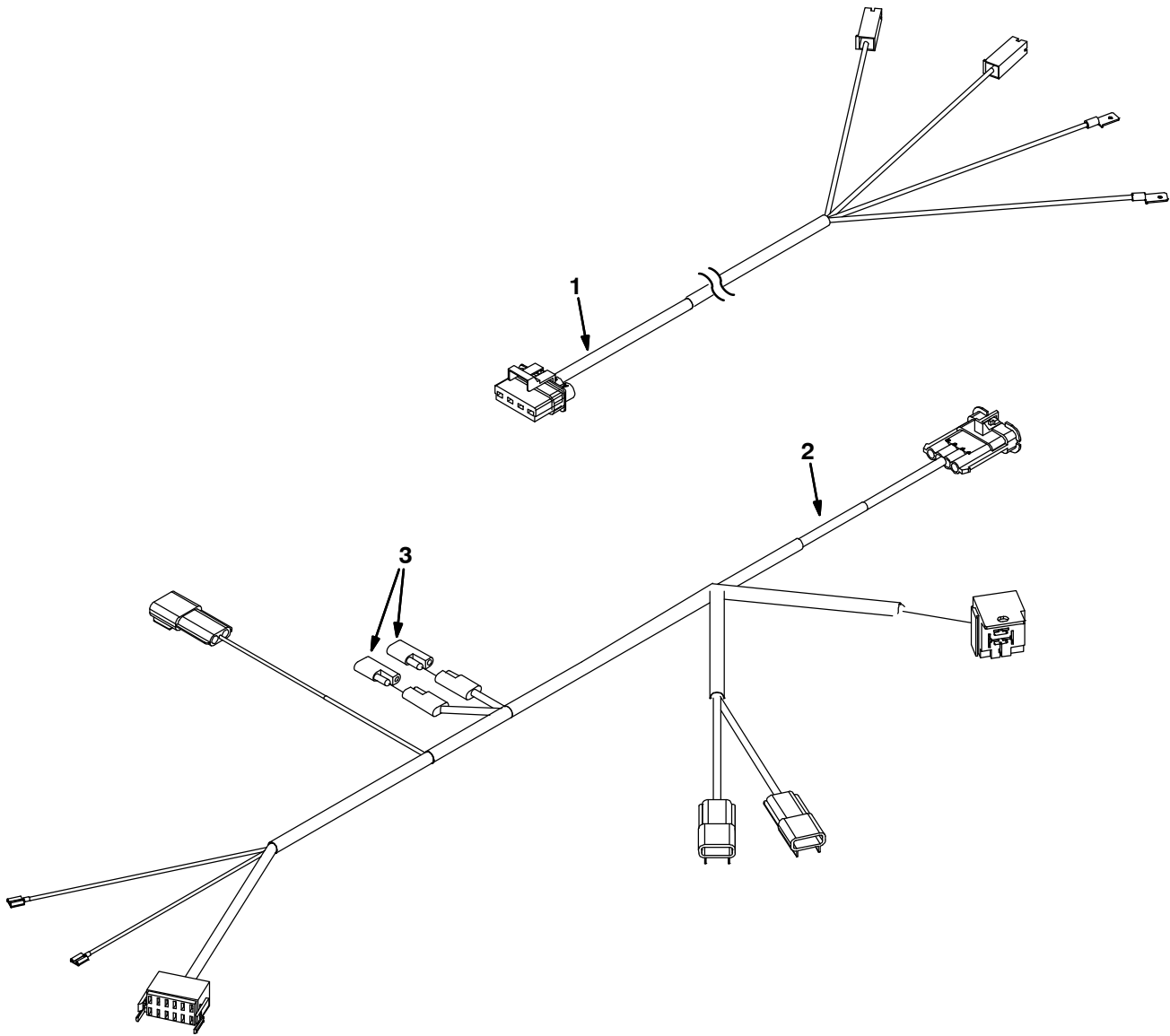
Fig. 53 – FaST Wire Harness Group (0000–1384)



354203 – ALL

Ref.	Part No.	Serial Number	Description	Qty.
1	1010325	(0000–xxxx)	Harness, Fast, 7300/8300	1
2	222290	(0000–1384)	Diode, Ele, Plug	3
3	1015096	(0000–1384)	Plug, Resistor	1
4	1017288	(xxxx–1384)	Harness, Rear, [Fast 7300/8300]	1
5	1017289	(xxxx–1384)	Harness [Fast 7300/8300]	1

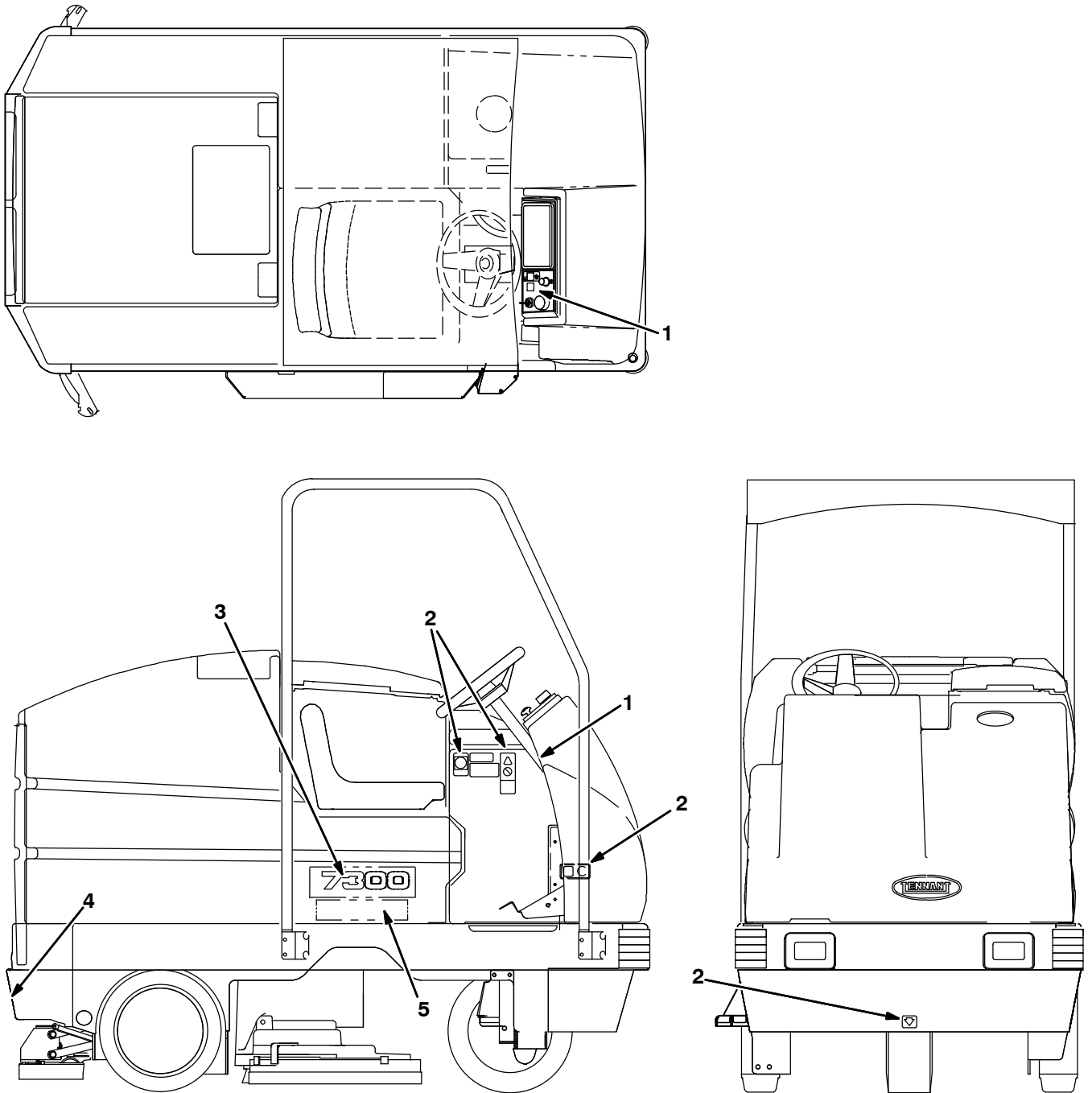
Fig. 54 – FaST Wire Harness Group (1385–)



354203 – ALL

Ref.	Part No.	Serial Number	Description	Qty.
1	1017288	(1385–)	Harness, Rear [FaST 7300/8300]	1
2	1052588	(1385–)	Harness [FaST II+ 7300/8300]	1
3	222290	(1385–)	Diode, Ele, Plug	2

Fig. 55 – Label Group



353345

Ref.	Part No.	Serial Number	Description	Qty.
1	386130	(0000-)	Label Set, Operational, 7300/8300	1
2	387290	(0000-)	Label Set, Info & Hzd	1
3	1064659	(0000-)	Label, Tank, 9.08L 2Color [7300]	2
4	387525	(0000-)	Label, Sqge	1
5	1064439	(0000-)	Label, Logo, 14.9L 4Color [ec-H20]	2
5	1065342	(0000-)	Label, Logo, 07.95L 2Color [FaST]	2
5	1065343	(0000-)	Label, Logo, 05.75L 2Color [ES]	2

SECTION 3

Contents	Page
Fig. 1 – Flashing Light Group	3-2
Fig. 2 – Flashing Light Group, Overhead Guard	3-4
Fig. 3 – Backup Alarm Kit (0000–0599)	3-6
Fig. 4 – Backup Alarm Kit (0600–)	3-8
Fig. 5 – Overhead Guard Kit (0000–0599)	3-10
Fig. 6 – Overhead Guard Kit (0600–)	3-12
Fig. 7 – Seat Belt Kit	3-14
Fig. 8 – Suspension Seat Kit	3-15
Fig. 9 – Rear Bumper Kit (0000–0599)	3-16
Fig. 10 – Rear Bumper Kit (0600–)	3-17
Fig. 11 – Right Side Brush Motor And Pivot Group	3-18
Fig. 12 – Right Side Brush Lift Group	3-20
Fig. 13 – Side Brush Bumper And Electrical Group	3-22
Fig. 14 – Right Side Brush Wire Harness Group	3-24
Fig. 15 – Left Side Brush Motor And Pivot Group	3-26
Fig. 16 – Left Side Brush Lift Group	3-28
Fig. 17 – Left Side Brush Mount Group	3-30
Fig. 18 – Left Side Brush Wire Harness Group	3-32
Fig. 19 – Max Pro 1200 (Disc–Brush) Scrub Head Frame Group	3-34
Fig. 20 – Max Pro 1200 (Disc–Brush) Scrub Head Linkage Group	3-36
Fig. 21 – Max Pro 1200 (Disc–Brush) Solution Valve Group	3-38
Fig. 22 – Max Pro 1200 (Disc–Brush) Solution Valve Group (FaST/ec–H2O)	3-40
Fig. 23 – Max Pro 1200 (Disc–Brush) Edge Scrub Group	3-42
Fig. 24 – Max Pro 1200 (Disc–Brush) Right Side Squeegee Group	3-44
Fig. 25 – Max Pro 1200 (Disc–Brush) Left Side Squeegee Group	3-46
Fig. 26 – Max Pro 1000 (Cylindrical Brush) Scrub Head Frame and Linkage Group	3-48
Fig. 27 – Max Pro 1000 (Cylindrical Brush) Scrub Head Drive Group	3-50
Fig. 28 – Max Pro 1000 (Cylindrical Brush) Solution Valve Group	3-52
Fig. 29 – Max Pro 1000 (Cylindrical Brush) Solution Valve Group (FaST/ec–H2O)	3-54
Fig. 30 – Max Pro 1000 (Cylindrical Brush) Edge Scrub Group	3-56
Fig. 31 – Max Pro 1000 (Cylindrical Brush) Right Side Squeegee Group	3-58
Fig. 32 – Max Pro 1000 (Cylindrical Brush) Left Side Squeegee Group	3-60
Fig. 33 – Max Pro 1000 (Cylindrical Brush) Vacuumized Debris Tray Group	3-62
Fig. 34 – Max Pro 1000 (Cylindrical Brush) Debris Tray Group	3-64

Contents	Page
Fig. 35 – Max Pro 1200 (Cylindrical Brush) Scrub Head Frame and Linkage Group	3-66
Fig. 36 – Max Pro 1200 (Cylindrical Brush) Scrub Head Drive Group	3-68
Fig. 37 – Max Pro 1200 (Cylindrical Brush) Solution Valve Group	3-70
Fig. 38 – Max Pro 1200 (Cylindrical Brush) Solution Valve Group (FaST/ec–H2O)	3-72
Fig. 39 – Max Pro 1200 (Cylindrical Brush) Edge Scrub Group	3-74
Fig. 40 – Max Pro 1200 (Cylindrical Brush) Right Side Squeegee Group	3-76
Fig. 41 – Max Pro 1200 (Cylindrical Brush) Left Side Squeegee Group	3-78
Fig. 42 – Max Pro 1200 (Cylindrical Brush) Vacuumized Debris Tray Group	3-80
Fig. 43 – ec–H2O Solution Pump Group	3-82
Fig. 44 – ec–H2O Switch and Label Group	3-84
Fig. 45 – ec–H2O Wire Harnesses Group	3-86
Fig. 46 – ec–H2O Install Kits	3-87
Fig. 47 – Positive Solution Control Drain Kit, Recovery Tank (0000–0599)	3-88
Fig. 48 – Positive Solution Control Drain Kit, Recovery Tank (0600–)	3-90
Fig. 49 – Positive Solution Control Drain Kit, Solution Tank (0000–0599)	3-92
Fig. 50 – Positive Solution Control Drain Kit, Solution Tank (0600–)	3-94
Fig. 51 – Detergent Metering Kit	3-96
Fig. 52 – Power Wand Hose Assembly	3-98
Fig. 53 – Power Wand Assembly	3-100
Fig. 54 – Power Wand Pump and Fittings Group	3-102
Fig. 55 – Power Wand Mount Group	3-104
Fig. 56 – Vacuum Wand Kit	3-106
Fig. 57 – Max Pro 1200 Rear Squeegee Group (0000–0599)	3-108
Fig. 58 – Max Pro 1200 Rear Squeegee Group (0600–)	3-110
Fig. 59 – Max Pro 1200 Rear Squeegee Group for Vacuumized Side Squeegee (0000–0599)	3-112
Fig. 60 – Max Pro 1200 Rear Squeegee Group for Vacuumized Side Squeegee (0600–)	3-114
Fig. 61 – Rollout Battery Kit	3-116
Fig. 62 – Battery Forklift Kit	3-118
Fig. 63 – Battery and Charger Group	3-120
Fig. 64 – Battery and Charger Group	3-122
Fig. 65 – Documentation Group	3-124

Fig. 1 - Flashing Light Group

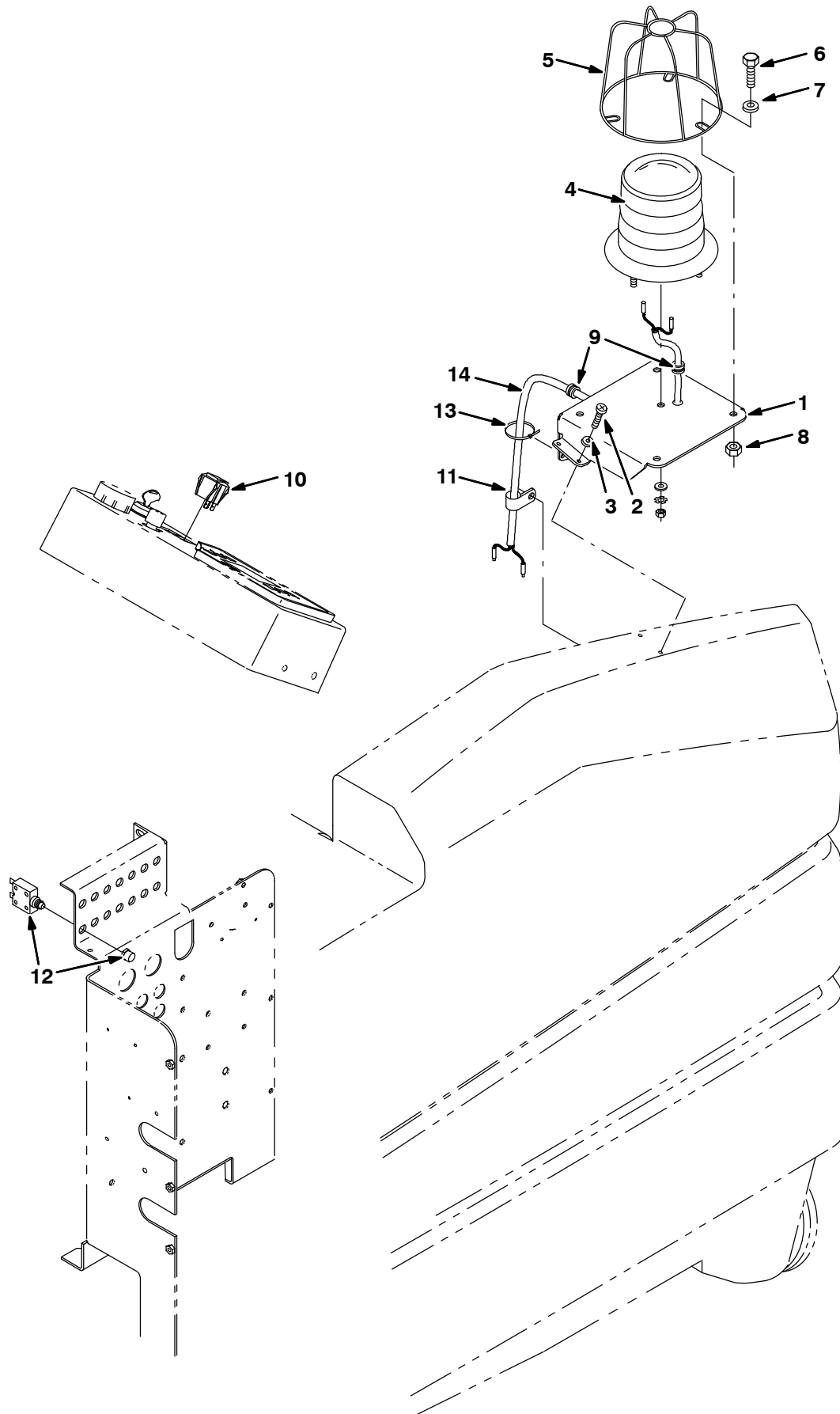


Fig. 1 - Flashing Light Group

Ref.	Part No.	Serial Number	Description	Qty.	
1	387157	(0000-0599) Bracket, Mtg	1	
1	1057069	(0600-) Bracket, Mtg, Iron Gray	1	
2	360943	(0000-) Screw, Pan, #10-14 X 0.75, F/ Plstc	7	
3	19066	(0000-) Washer, Flt, #10	6	
▽	4	990576	(0000-) Flashing Light	1
▲	44681-1	(0000-) Lens, Amber, Light, Revl	1	
▲	45283	(0000-) Lamp, 40vdc, 0.9a, [50cp#1062]	1	
5	990577	(0000-) Guard Wldt, Light, Revl/Fish	1	
6	39277	(0000-) Screw, Hex, M08 X 1.25 X 25, 8.8	4	
7	39349	(0000-) Washer, Flt, .31 Sae	4	
8	07791	(0000-) Nut, Hex, FIng, M08 X 1.25	4	
9	10632-12	(0000-) Grommet, Rbr, 0.38id, F/ 0.5h, .12matl	2	
10	360520	(0000-) Switch, Rocker	1	
11	26395-2	(0000-) Clamp, Cable, Stl, 0.38d X 0.38w, 1h	1	
12	383722	(0000-) Circuitbreaker, 15.0a	1	
13	49266	(0000-) Tie, Cable, Nyl, 07.3l .19w 1.8 Max D	1	
14	386609	(0000-) Harness, Light, Revl, Shrd	1	

Fig. 2 – Flashing Light Group, Overhead Guard

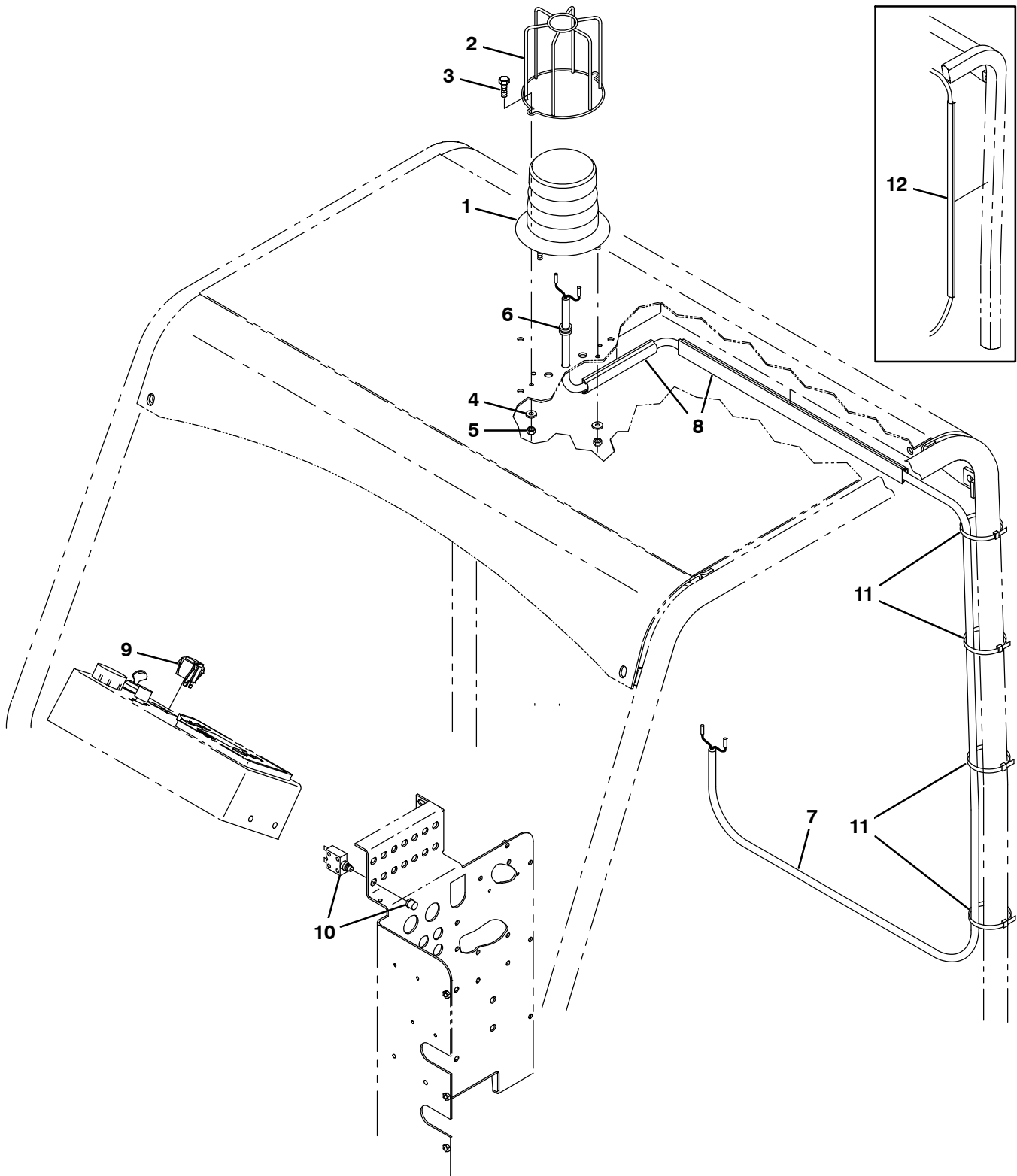


Fig. 2 – Flashing Light Group, Overhead Guard

	Ref.	Part No.	Serial Number	Description	Qty.
▽	1	990576	(0000–) Flashing Light	1
▲		44681–1	(0000–) Lens, Amber, Light, Revl	1
▲		45283	(0000–) Lamp, 40vdc, 0.9a, [50cp#1062]	1
	2	990577	(0000–) Guard Wldt, Light, Revl/Flsh	1
	3	39277	(0000–) Screw, Hex, M08 X 1.25 X 25, 8.8	4
	4	39349	(0000–) Washer, Flt, .31 Sae	4
	5	07791	(0000–) Nut, Hex, Flng, M08 X 1.25	4
	6	10632–12	(0000–) Grommet, Rbr, 0.38id, F/ 0.5h, .12matl	1
	7	360520	(0000–) Switch, Rocker	1
	8	383722	(0000–) Circuitbreaker, 15.0a	1
	9	386605	(0000–) Harness, Light, Revl, Ohg	1
	10	1064050	(0000–) Duct, Afmkt, Vyl, 0.40 X 0.75 .25D, 04Ft	2
	11	44961	(1391–) Tie, Cable, Nyl, 14.5l .30w 4.0 Max D	4
	20	1064050	(0000–1390) Duct, Afmkt, Vyl, 0.40 X 0.75 .25D, 04Ft	1

Fig. 3 - Backup Alarm Kit (0000-0599)

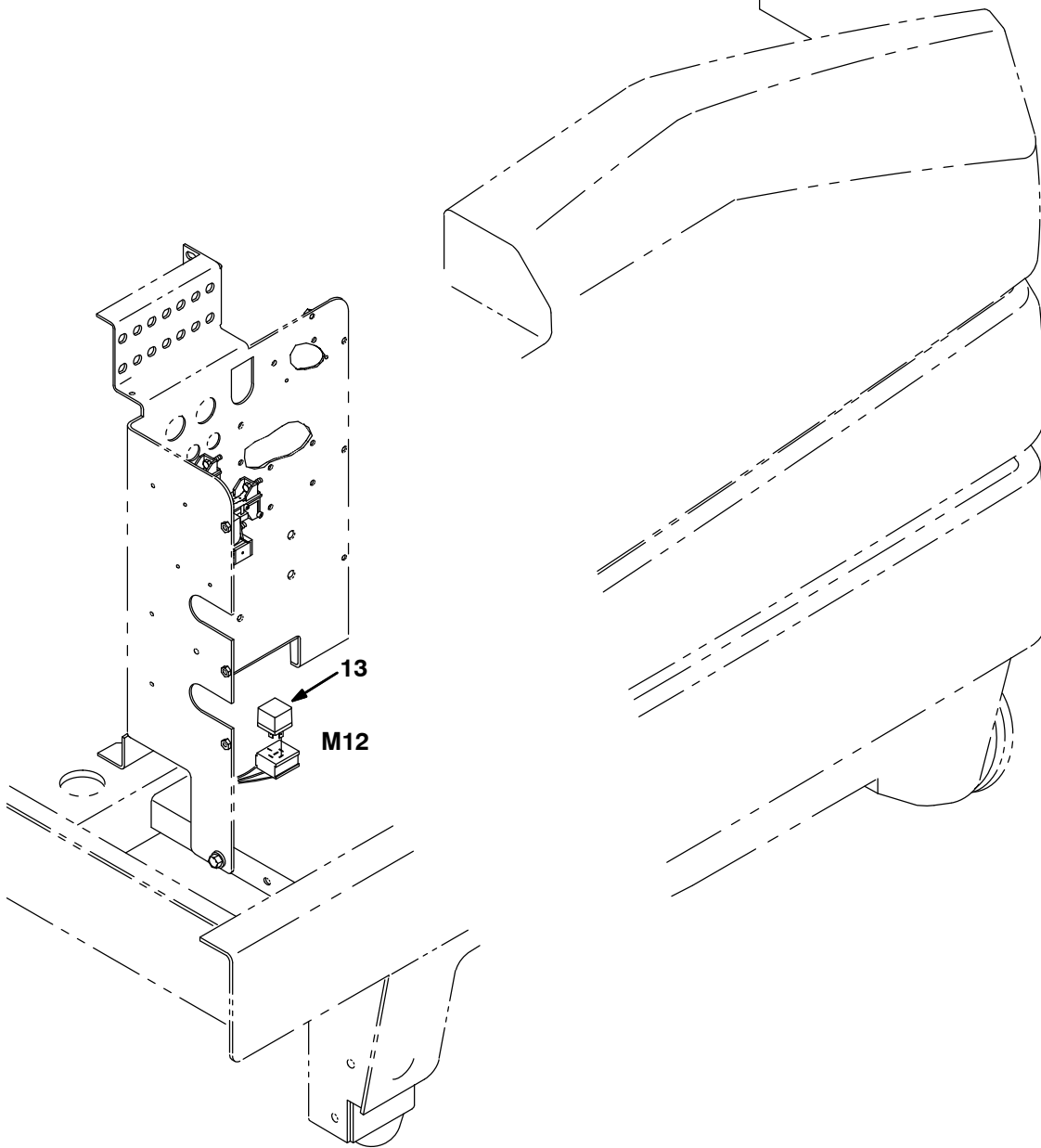
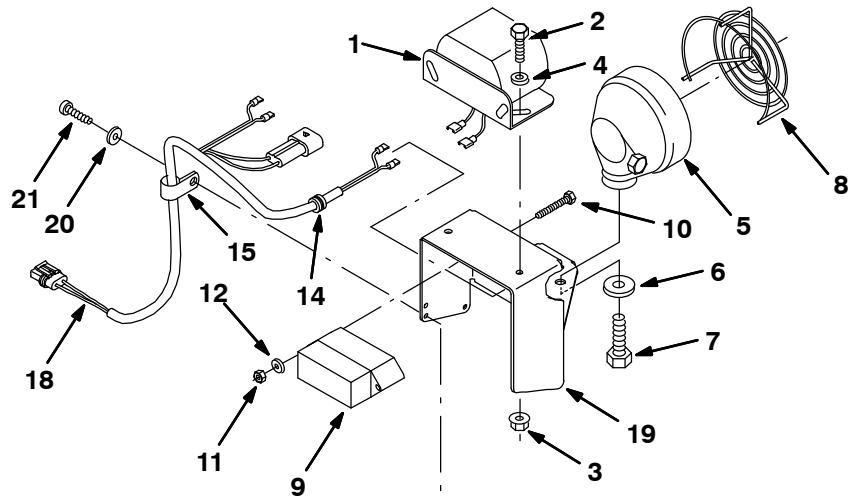
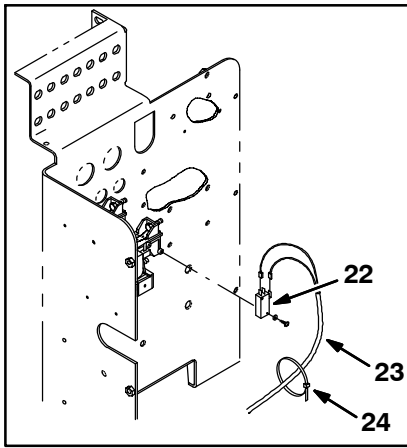


Fig. 3 – Backup Alarm Kit (0000–0599)

Ref.	Part No.	Serial Number	Description	Qty.
▽	387208	(0000–0599)) Kit, Ci, Alarm, Backup, 36vdc	1
▲	1 9007131	(0000–0599)) Alarm Assy, Backup, 12/48Vdc	1
▲	2 06943	(0000–0599)) Screw, Hex, M06 X 1.0 X 20, 8.8	2
▲	3 07790	(0000–0599)) Nut, Hex, Flng, M06 X 1.0	2
▲	4 19066	(0000–0599)) Washer, Flt, #10	2
▲▽	5 72172	(0000–0599)) Light, Spot, 36vdc, 60w Rework 72173	1
▲▲	45391	(0000–0599)) Headlight, 36vdc, 60watt1.7a [#4350]	1
▲	6 32486	(0000–0599)) Washer, Flt, .50 Sae	1
▲	7 39807	(0000–0599)) Screw, Hex, .50–13 X 0.75, 5	1
▲	8 72174	(0000–0599)) Guard, Light	1
▲	9 72164	(0000–0599)) Flasher, 12/48vdc 5a #6309 /12 – 48vdc	1
▲	10 06949	(0000–0599)) Screw, Hex, M06 X 1.0 X 50, 8.8	2
▲	11 08708	(0000–0599)) Nut, Hex, Lock, M06 X 1.0, NI	2
▲	12 32483	(0000–0599)) Washer, Flt, .25 Sae	2
▲	13 398526	(0000–0599)) Relay, 36vdc, 5a, Spdt [Greenwich]	1
▲	14 10632–12	(0000–0599)) Grommet, Rbr, 0.38id, F/ 0.5h, .12matl	1
▲	15 26395–2	(0000–0599)) Clamp, Cable, Stl, 0.38d X 0.38w, 1h	1
▲	16 32980	(0000–0599)) Washer, Lock, Int, #10	2
▲	17 38622	(0000–0599)) Spring	1
▲	18 386606	(0000–0599)) Harness, Backup Alarm, Shrd	1
▲	19 387158	(0000–0599)) Bracket, Mtg	1
▲	20 19066	(0000–0599)) Washer, Flt, #10	5
▲	21 360943	(0000–0599)) Screw, Pan, #10–14 X 0.75, F/ Plstc	6
	22 28622	(0000–xxxx)) Kit, Switch, Micro	1
	23 387344	(0000–xxxx)) Harness, Wire, Jumper Reverse Switch	1
	24 49266	(0000–xxxx)) Tie, Cable, Nyl, 07.3l .19w 1.8 Max D	1

Fig. 4 – Backup Alarm Kit (0600-)

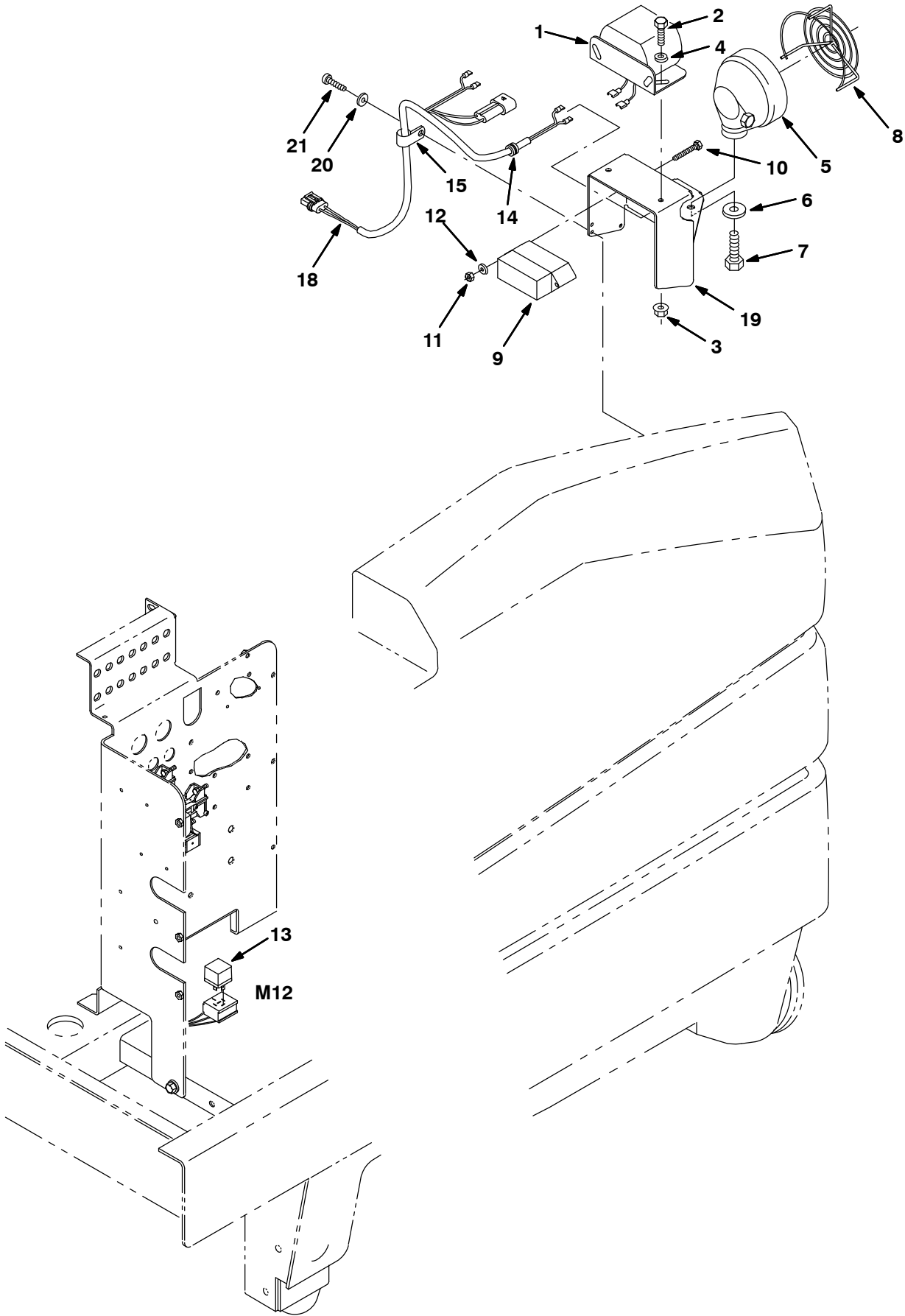


Fig. 4 – Backup Alarm Kit (0600–)

Ref.	Part No.	Serial Number	Description	Qty.
▽	9006947	(0600–)	Alarm Kit, Backup / A/V, Iron Gray, Ci	1
▲	1 9007131	(0600–)	Alarm Assy, Backup, 12/48Vdc	1
▲	2 06943	(0600–)	Screw, Hex, M06 X 1.0 X 20, 8.8	2
▲	3 07790	(0600–)	Nut, Hex, Flng, M06 X 1.0	2
▲	4 19066	(0600–)	Washer, Flt, #10	2
▲▽	5 72172	(0600–)	Light, Spot, 36vdc, 60w Rework 72173	1
▲▲	45391	(0600–)	Headlight, 36Vdc, 60 Watt 1.7A	1
▲	6 32486	(0600–)	Washer, Flt, .50 Sae	1
▲	7 39807	(0600–)	Screw, Hex, .50–13 X 0.75, 5	1
▲	8 72174	(0600–)	Guard, Light	1
▲	9 72164	(0600–)	Flasher, 12/48vdc 5a #6309/12–48vdc	1
▲	10 06949	(0600–)	Screw, Hex, M06 X 1.0 X 50, 8.8	2
▲	11 08708	(0600–)	Nut, Hex, Lock, M06 X 1.0, NI	2
▲	12 32483	(0600–)	Washer, Flt, .25 Sae	2
▲	13 398526	(0600–)	Relay, 36vdc, 5a, Spdt, [Greenwich]	1
▲	14 10632–12	(0600–)	Grommet, Rbr, 0.38id, F/ 0.5h, .12matl	1
▲	15 26395–2	(0600–)	Clamp, Cable, Stl, 0.38d X 0.38w, 1h	1
▲	16 32980	(0600–)	Washer, Lock, Int, #10	2
▲	17 38622	(0600–)	Spring	1
▲	18 386606	(0600–)	Harness, Backup Alarm, Shrd	1
▲	19 1056480	(0600–)	Bracket, Mtg, Iron Gray	1
▲	20 19066	(0600–)	Washer, Flt, #10	5
▲	21 360943	(0600–)	Screw, Pan, #10–14 X 0.75, F/Plstc	6

Fig. 5 - Overhead Guard Kit (0000-0599)

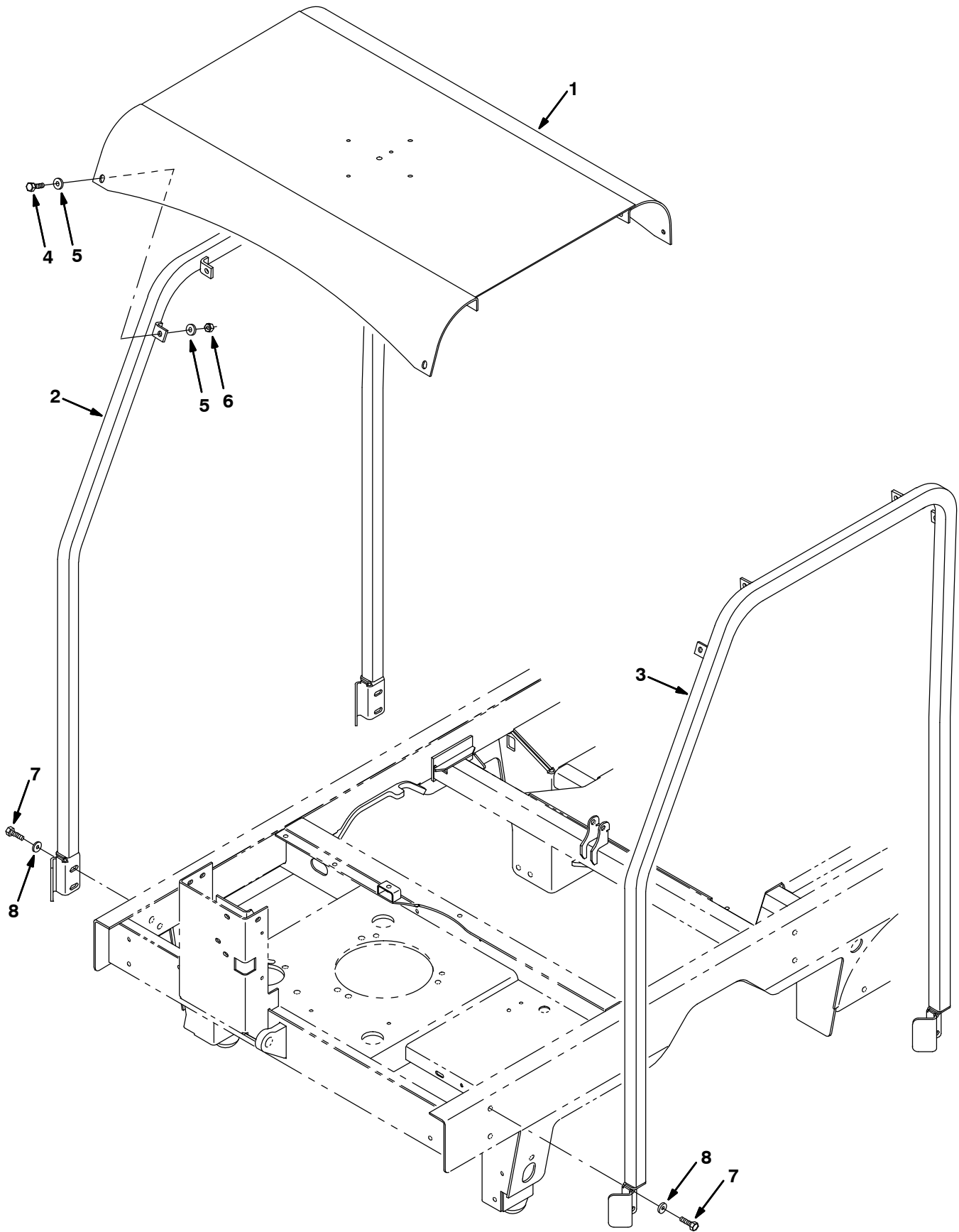


Fig. 5 – Overhead Guard Kit (0000–0599)

	Ref.	Part No.	Serial Number	Description	Qty.
▽		386875	(0000–0599) Kit, Ci, Ohg, [7300/8300]	1
▲	1	386642	(0000–0599) Guard Wldt, Oprtr, Top	1
▲	2	386983	(0000–0599) Tube, Guard, Oprtr, Pnt, Rh	1
▲	3	386984	(0000–0599) Tube, Guard, Oprtr, Pnt, Lh	1
▲	4	06961	(0000–0599) Screw, Hex, M10 X 1.5 X 20, 8.8	8
▲	5	32492	(0000–0599) Washer, Flt, .38 Std	16
▲	6	41430	(0000–0599) Nut, Hex, Lock, M10 X 1.5, NI	8
▲	7	09028	(0000–0599) Screw, Hex, M10 X 1.5 X 25, Ss	8
▲	8	01686	(0000–0599) Washer, Flt, .38 Ss	8

Fig. 6 - Overhead Guard Kit (0600-)

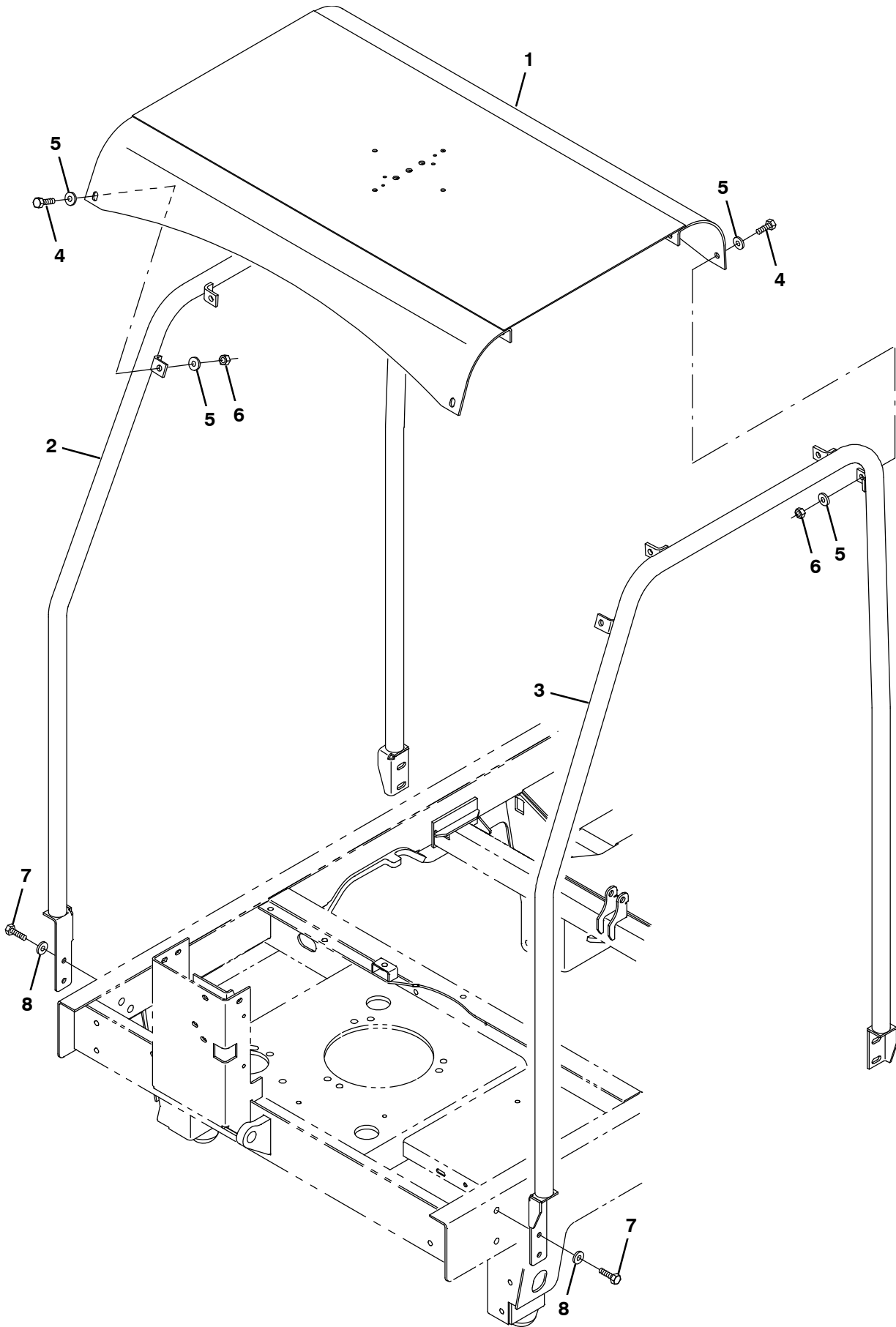
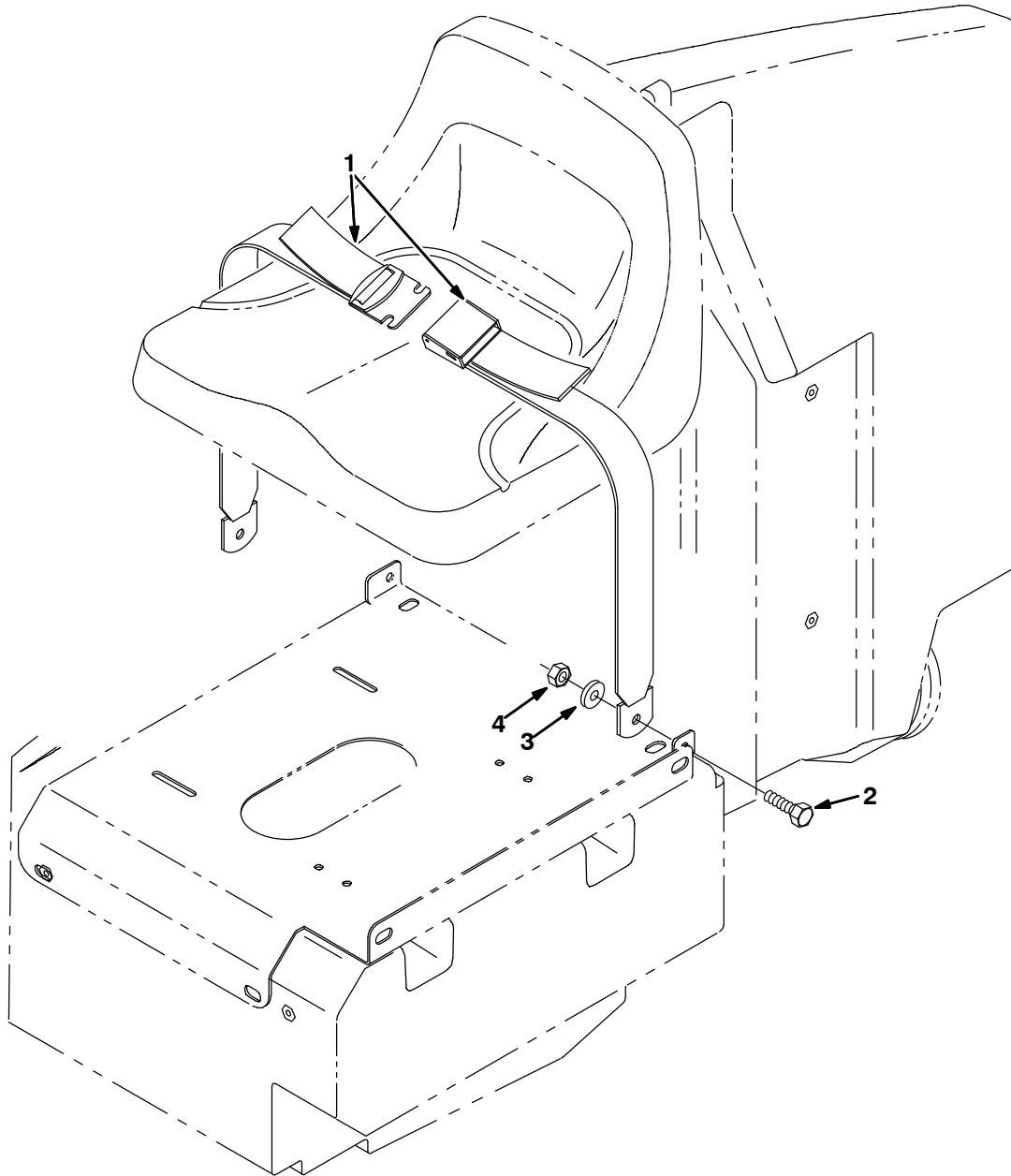


Fig. 6 – Overhead Guard Kit (0600–)

	Ref.	Part No.	Serial Number	Description	Qty.
▽		9006935	(0600–)	Ohg Kit, Iron Gray, Ci [7300/8300]	1
▲	1	1056476	(0600–)	Guard Wldt, Oprtr, Top, Iron Gray	1
▲	2	1070329	(0600–)	Tube Wldt, Guard, Oprtr,Rh	1
▲	3	1070336	(0600–)	Tube Wldt, Guard, Oprtr,Lh	1
▲	4	06961	(0600–)	Screw, Hex, M10 X 1.5 X 20, 8.8	8
▲	5	32492	(0600–)	Washer, Flt, .38 Std	16
▲	6	41430	(0600–)	Nut, Hex, Lock, M10 X 1.5, NI	8
▲	7	09028	(0600–)	Screw, Hex, M10 X 1.5 X 25, Ss	8
▲	8	01686	(0600–)	Washer, Flt, .38 Ss	8

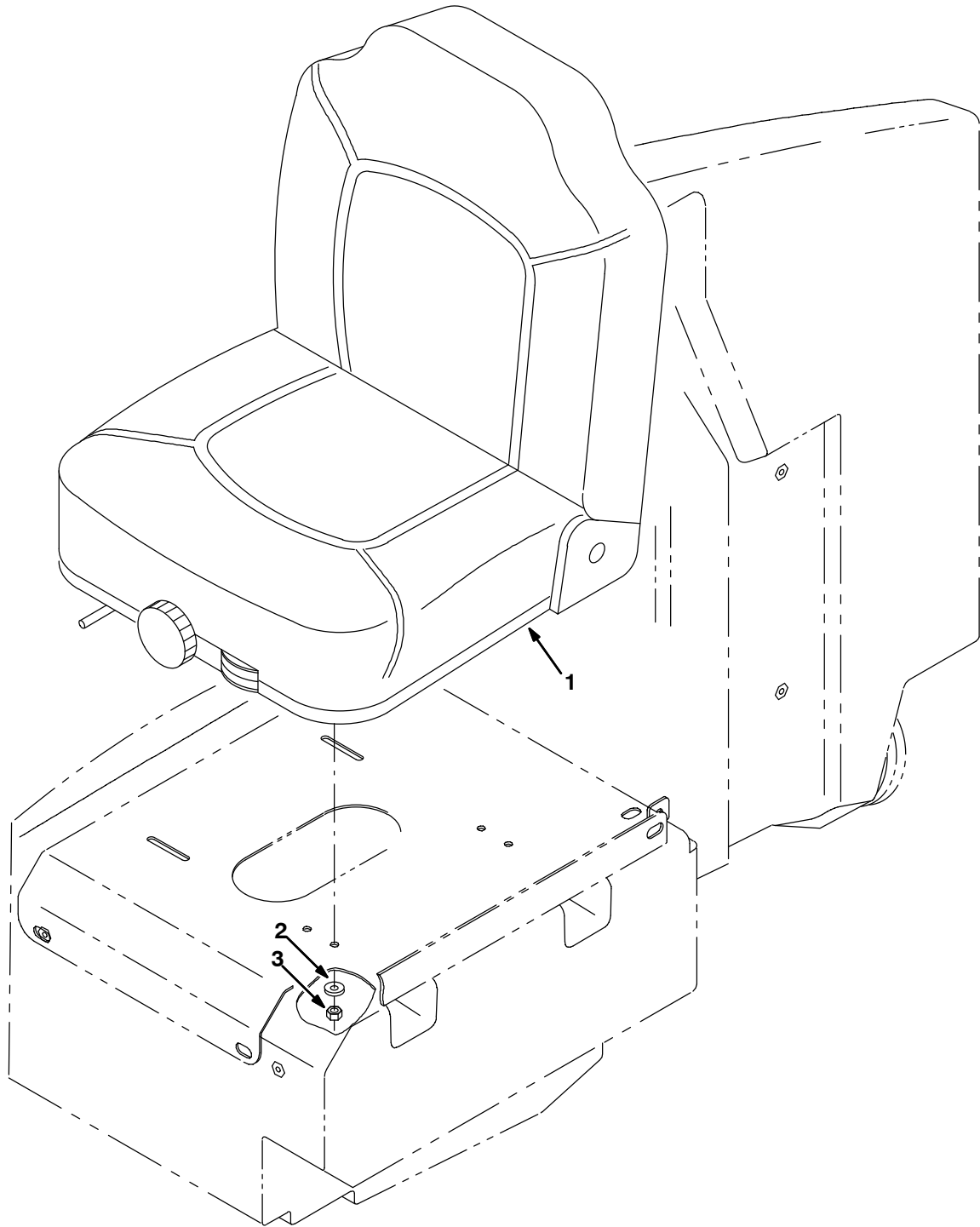
Fig. 7 – Seat Belt Kit



353355

	Ref.	Part No.	Serial Number	Description	Qty.
▽		386958	(0000–) Kit, Ci, Seatbelt	1
▲	1	30533	(0000–) Seatbelt	1
▲	2	06961	(0000–) Screw, Hex, M10 X 1.5 X 20, 8.8	2
▲	3	32493	(0000–) Washer, Flt, .50 Std	2
▲	4	41430	(0000–) Nut, Hex, Lock, M10 X 1.5, NI	2

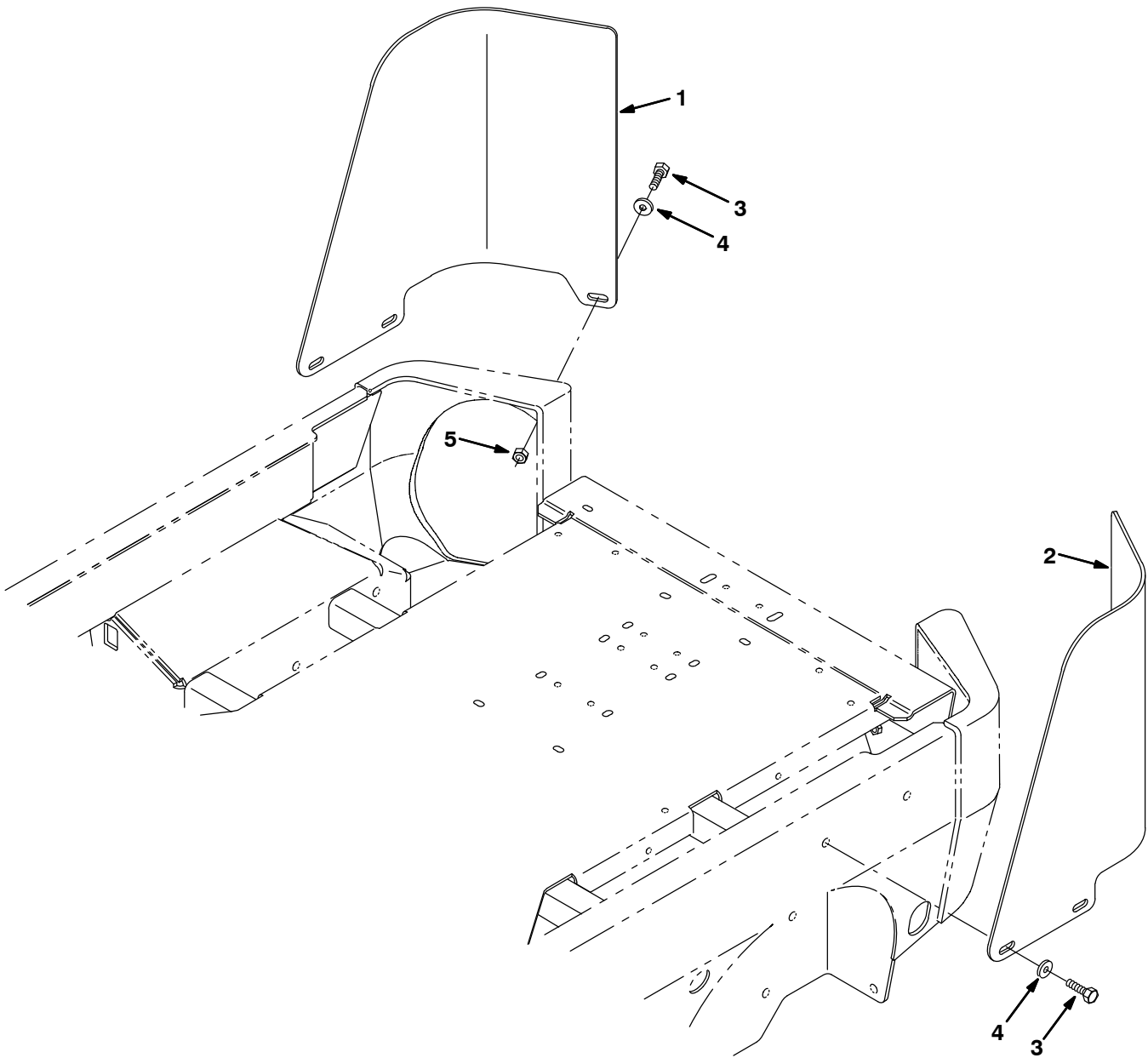
Fig. 8 – Suspension Seat Kit



353356

Ref.	Part No.	Serial Number	Description	Qty.
▽	386963	(0000–) Kit, Ci, Seat, Suspension	1
▲	1 223595	(0000–) Seat, Suspension	1
▲	2 32491	(0000–) Washer, Flt, .31 Std	4
▲	3 32983	(0000–) Nut, Hex, Lock, .31–18, NI	4

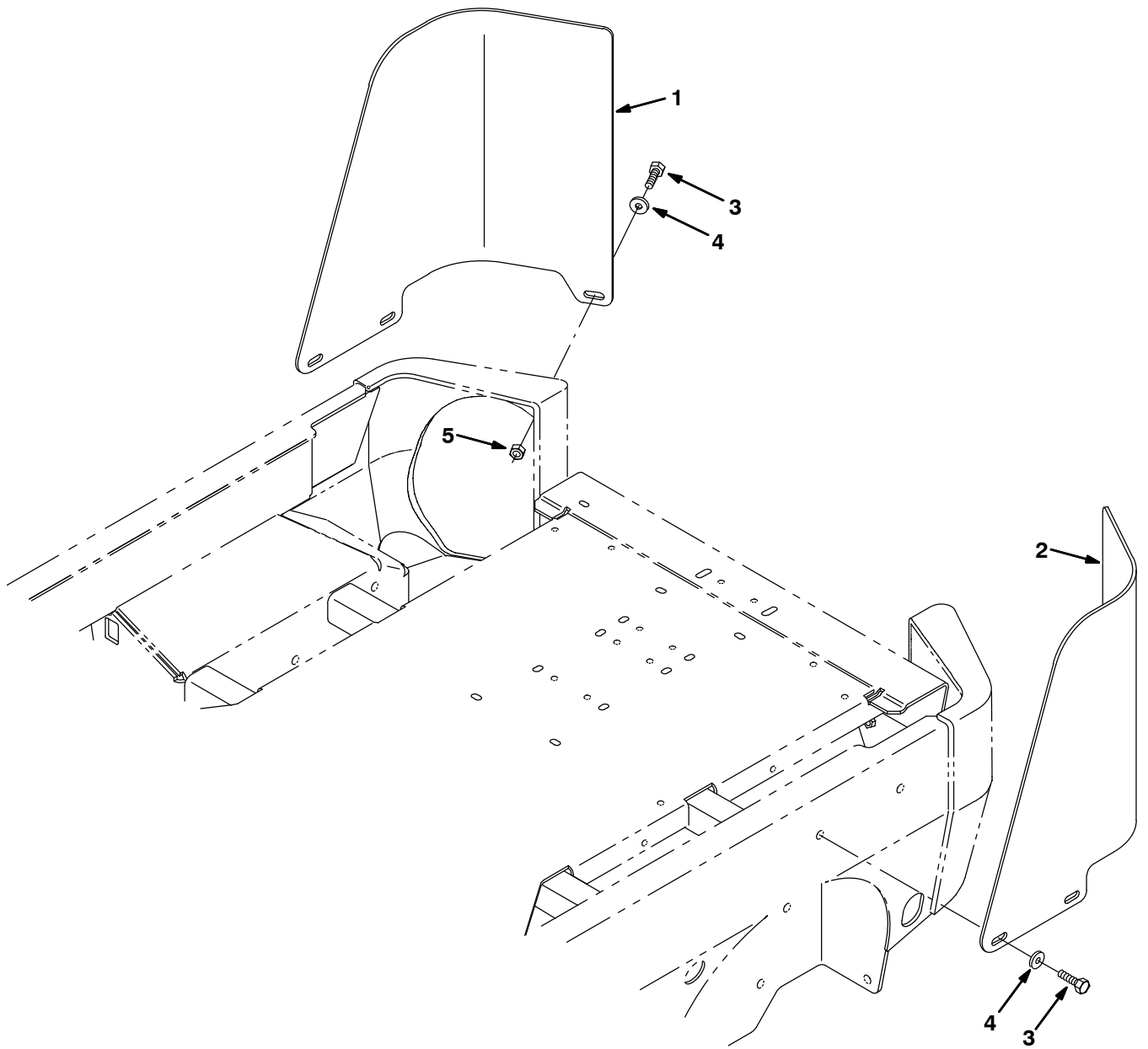
Fig. 9 – Rear Bumper Kit (0000–0599)



353353

Ref.	Part No.	Serial Number	Description	Qty.
▽	386417	(0000–0599)	Kit, Ci, Bumper, Rear	1
▲	1 386415	(0000–0599)	Bumper, Rear, Rh	1
▲	2 386416	(0000–0599)	Bumper, Rear, Lh	1
▲	3 09028	(0000–0599)	Screw, Hex, M10 X 1.5 X 25, Ss	6
▲	4 01686	(0000–0599)	Washer, Flt, .38 Ss	6
▲	5 08714	(0000–0599)	Nut, Hex, Lock, M10 X 1.5, NI, Ss	2

Fig. 10 - Rear Bumper Kit (0600-)



353353

Ref.	Part No.	Serial Number	Description	Qty.
▽	9006925	(0600-)	Kit, Ci, Bumper, Rear	1
▲	1 1056473	(0600-)	Bumper, Rear, Rh, Iron Gray	1
▲	2 1056474	(0600-)	Bumper, Rear, Lh, Iron Gray	1
▲	3 09028	(0600-)	Screw, Hex, M10 X 1.5 X 25, Ss	6
▲	4 01686	(0600-)	Washer, Flt, .38 Ss	6
▲	5 08714	(0600-)	Nut, Hex, Lock, M10 X 1.5, NI, Ss	2

Fig. 11 - Right Side Brush Motor And Pivot Group

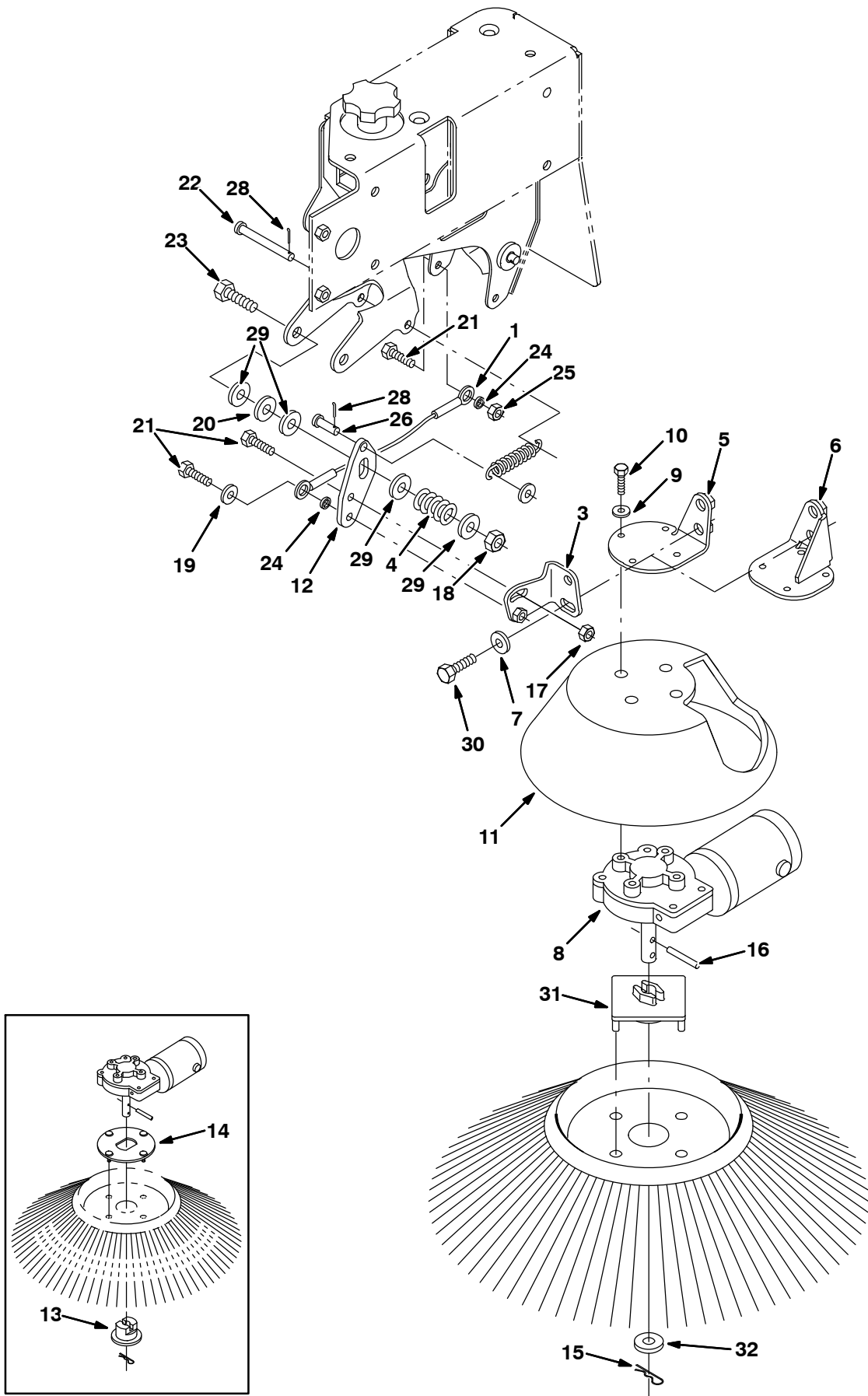


Fig. 11 - Right Side Brush Motor And Pivot Group

Ref.	Part No.	Serial Number	Description	Qty.	
1	87172	(0000-) Cable, .13d, 10.0l, .51eye / .51eye	1	
2	09480	(0000-) Spring, Extn, 1.10od X 0.15wir, 3.2l	1	
3	1056891	(0000-) Bracket, Mtg, Motor, Iron Gray	2	
4	360357	(0000-) Spring, Die, 1.00od 0.50id 1.25l	2	
5	1056911	(0000-) Bracket, Mtg, Motor, Iron Gray	1	
6	387577	(0000-) Bracket, Motor, Mtg	1	
7	32492	(0000-) Washer, Flat, .38 Ss	2	
▽	8	1008274	(0000-) Motor, Ele, 36Vdc 0.08Hp 0068Rpm 04.5A	1
▲		81919	(0000-) Kit, Brush, Motor, Ele	1
▲		80127	(0000-) Cap, Brush, Motor, Ele	2
▲		369795	(0000-) Brushholder, Motor, Ele	2
▲		369796	(0000-) Clip, Motor, Ele	2
9	01684	(0000-) Washer, Flt, .25 Ss	4	
10	08716	(0000-) Screw, Hex, M06 X 1.0 X 20, Ss	4	
11	386666	(0000-) Guard, Brush, Side	1	
12	1056909	(0000-) Plate, Iron Gray	1	
13	386664	(0000-0970) Adapter, Brush	1	
14	386663	(0000-0970) Plate, Adapter, Brush	1	
15	02942	(0000-) Pin, Hair Cotter, 0.62 D .120 Wir	1	
16	11398	(0000-) Pin, Roll, .250 D X 2.00l, .250/.256	1	
17	07791	(0000-) Nut, Hex, Flng, M08 X 1.25	1	
18	08711	(0000-) Nut, Hex, Lock, M12 X 1.75, NI	1	
19	32491	(0000-) Washer, Flt, .31 Std	1	
20	86860	(0000-) Bearing, Thrust	1	
21	39277	(0000-) Screw, Hex, M08 X 1.25 X 25, 8.8	3	
22	57598	(0000-) Pin, Clevis, 0.37 D X 3.25l	1	
23	06974	(0000-) Screw, Hex, M12 X 1.75 X 80, 8.8	1	
24	360801	(0000-) Sleeve	2	
25	08709	(0000-) Nut, Hex, Lock, M08 X 1.25,NI	1	
26	04733-2	(0000-) Pin, Clevis, 0.37 D X 0.62l	1	
27	01685	(0000-) Washer, Flt, .31 Ss	1	
28	39005	(0000-) Pin, Cotter, .094 X 0.75	2	
29	32486	(0000-) Washer, Flt, .50 Sae	4	
30	39283	(0000-) Screw, Hex, M10 X 1.5 X 25, 8.8	2	
31	1017441	(0971-) Plate, Adapter, Brush	1	
32	1017802	(0971-) Washer, .625 B, 2.50 Od, .211 T, Ss	4	

Fig. 12 – Right Side Brush Lift Group

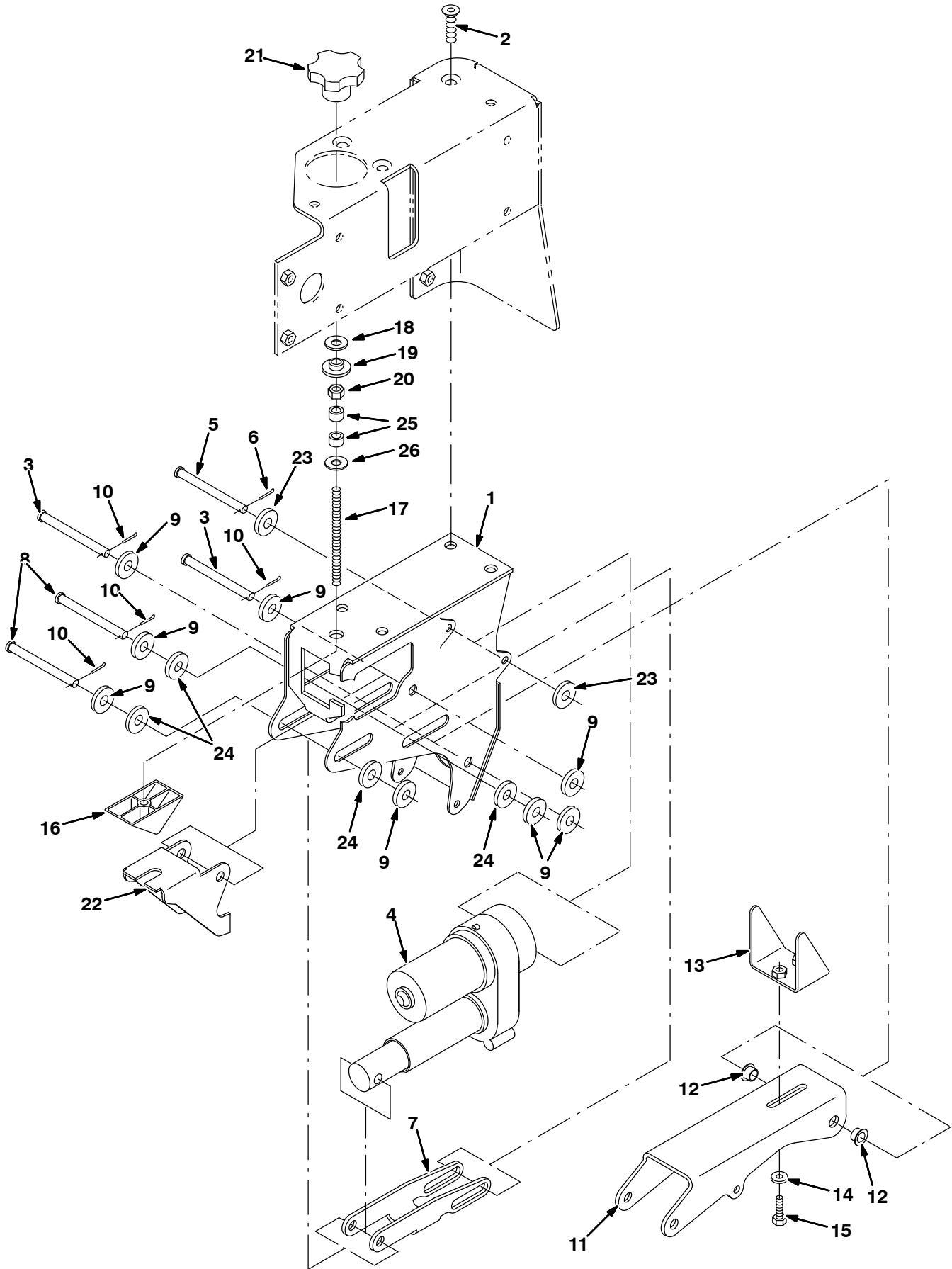


Fig. 12 – Right Side Brush Lift Group

Ref.	Part No.	Serial Number	Description	Qty.
1	1056887	(0000-) Housing Wldt, Brush, Side, Iron Gray	1
2	04373	(0000-) Screw, Flt, M10 X 1.5 X 20, 10.9	3
3	222196	(0000-) Pin, Clevis, 0.50 D X 4.00l	2
4	1054296	(0000-) Actuator, 36vdc, 01.8strk, 300lb	1
5	49914	(0000-) Pin, Clevis, 0.37 D X 4.00l	1
6	39005	(0000-) Pin, Cotter, .094 X 0.75	1
7	1056888	(0000-) Bracket, Iron Gray	1
8	51528	(0000-) Pin, Clevis, 0.50 D X 4.00l	2
9	32486	(0000-) Washer, Flt, .50 Std	8
10	08182	(0000-) Pin, Cotter, .125 X 1.00	4
11	1056889	(0000-) Channel, Iron Gray	1
12	15648	(0000-) Bushing, Flng, 0.50b 0.59d 0.38l	2
13	1056890	(0000-) Bracket, Iron Gray	1
14	32491	(0000-) Washer, Flt, .31 Std	2
15	16931	(0000-) Screw, Hex, M08 X 1.25 X 20, 8.8	2
16	386658	(0000-) Block, Adj	1
17	387151	(0000-) Shaft, Threaded	1
18	64489	(0000-) Washer, 0.81b 1.24d .03, Stl, Pl	1
19	363087	(0000-) Spacer, Flanged	1
20	25014	(0000-) Nut, Hex, Std, M10 X 1.25	1
21	41341	(0000-) Knob, Plastic	1
22	1056910	(0000-) Bracket, Pivot, Iron Gray	1
23	32485	(0000-) Washer, Flt, .38 Sae	2
24	07450	(0000-) Bearing, Thrust, 0.66b 1.25d 0.06w	4
25	390879	(0000-) Sleeve, P/M, 0.625d 0.406b 0.38l 430ss	2
26	32492	(0000-) Washer, Flat, 0.38 Std	1

Fig. 13 – Side Brush Bumper And Electrical Group

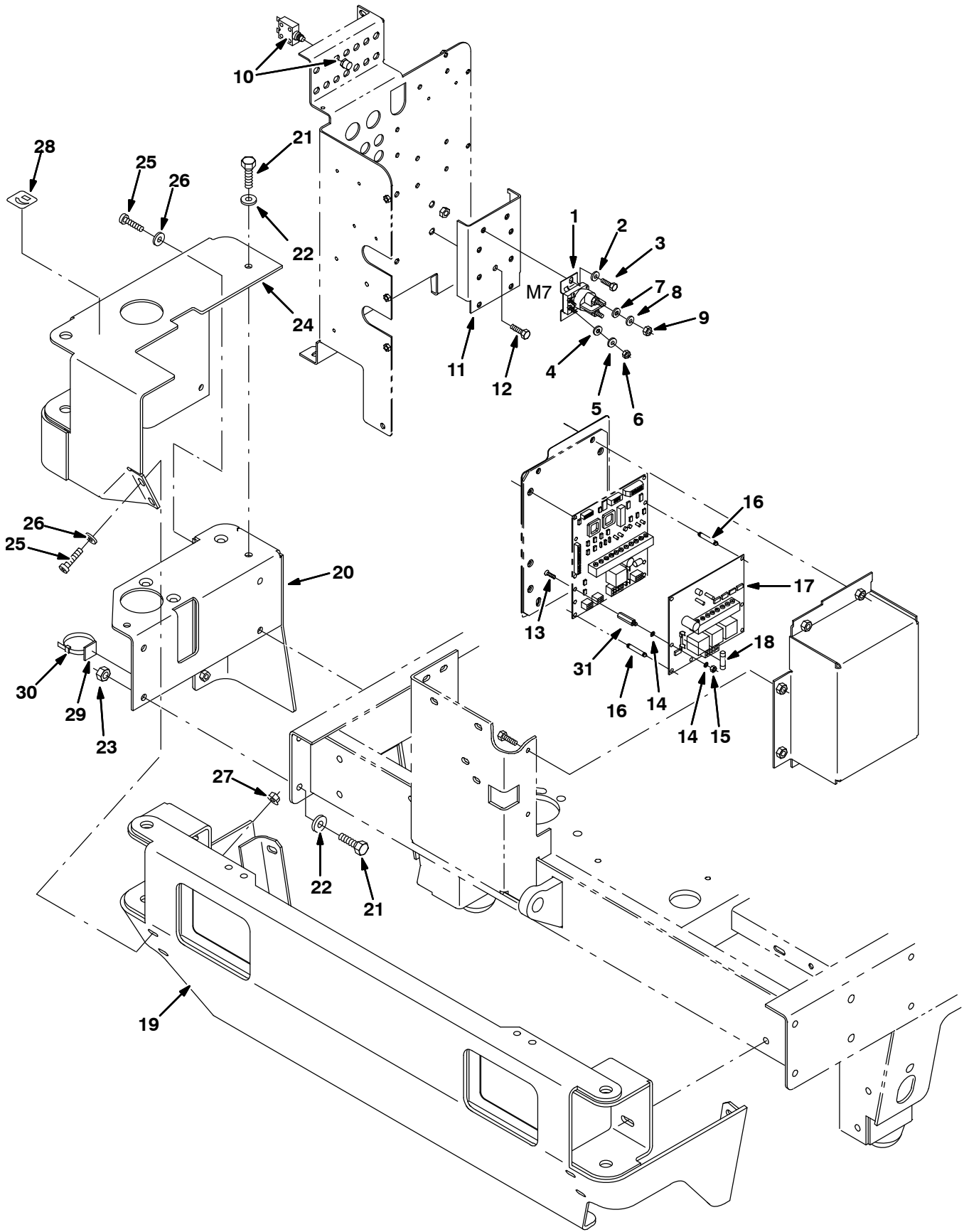


Fig. 13 – Side Brush Bumper And Electrical Group

Ref.	Part No.	Serial Number	Description	Qty.	
1	386810	(0000-) Relay, 36vdc, 100a, Sp N/O [White]	1	
2	32483	(0000-) Washer, Flat, .25 Sae	2	
3	06942	(0000-) Screw, Hex, M06 X 1.0 X 16, 8.8	2	
4	32980	(0000-) Washer, Lock, Int, #10	2	
5	19066	(0000-) Washer, Flt, #10	2	
6	01713	(0000-) Nut, Hex, Std, #10-32, 2	2	
7	32984	(0000-) Washer, Lock, Int, .31	2	
8	39349	(0000-) Washer, Flat, .31 Sae	2	
9	01715	(0000-) Nut, Hex, Std, .31-24	2	
10	383722	(0000-) Circuitbreaker, 15.0a	2	
11	387452	(0000-0599) Plate, Mtg, Contactor	1	
11	1056485	(0600-) Plate, Mtg, Contactor, Iron Gray	1	
12	41342	(0000-) Screw, Hex, M08 X 1.25 X 40, 8.8	1	
13	25538	(0000-) Screw, Flt, #06-32 X 0.38, Al	2	
14	41401	(0000-) Washer, Lock, Int, #06, Ss	4	
15	75939	(0000-) Nut, Hex, Lock, #06-32, NI	2	
16	386307	(0000-) Stand-Off, 1.25, Plstc	5	
▽	17	386308	(0000-) Circuitboard, Sweeper, [8300]	1
▲	18	45595	(0000-) Fuse, 010A 032Vdc 0.25D	1
19	387562	(0000-0599) Bumper Wldt	1	
19	1056688	(0600-) Bumper Wldt, Iron Gray	1	
20	387531	(0000-0599) Bracket, Hsng, Brush	1	
20	1056397	(0600-) Bracket, Hsng, Brush, Iron Gray	1	
21	09028	(0000-) Screw, Hex, M10 X 1.5 X 25, Ss	5	
22	01686	(0000-) Washer, Flat, .38 Ss	5	
23	41430	(0000-) Nut, Hex, Lock, M10 X 1.5, NI	2	
24	387536	(0000-0599) Housing Wldt, Brush	1	
24	1056399	(0600-) Housing Wldt, Brush, Iron Gray	1	
25	223470	(0000-) Screw, Btn, M08 X 1.25 X 25, Ss	4	
26	01685	(0000-) Washer, Flat, .31 Ss	4	
27	07791	(0000-) Nut, Hex, Flng, M08 X 1.25	2	
28	387405	(0000-) Label, Brush, Side, Adj	1	
29	55248	(0000-) Mount, Cable Tie	1	
30	49266	(0000-) Tie, Cable, Nyl, 07.3l .19w 1.8 Max D	2	
31	386806	(0000-) Stand-Off, 1.25, Metal	2	

Fig. 14 – Right Side Brush Wire Harness Group

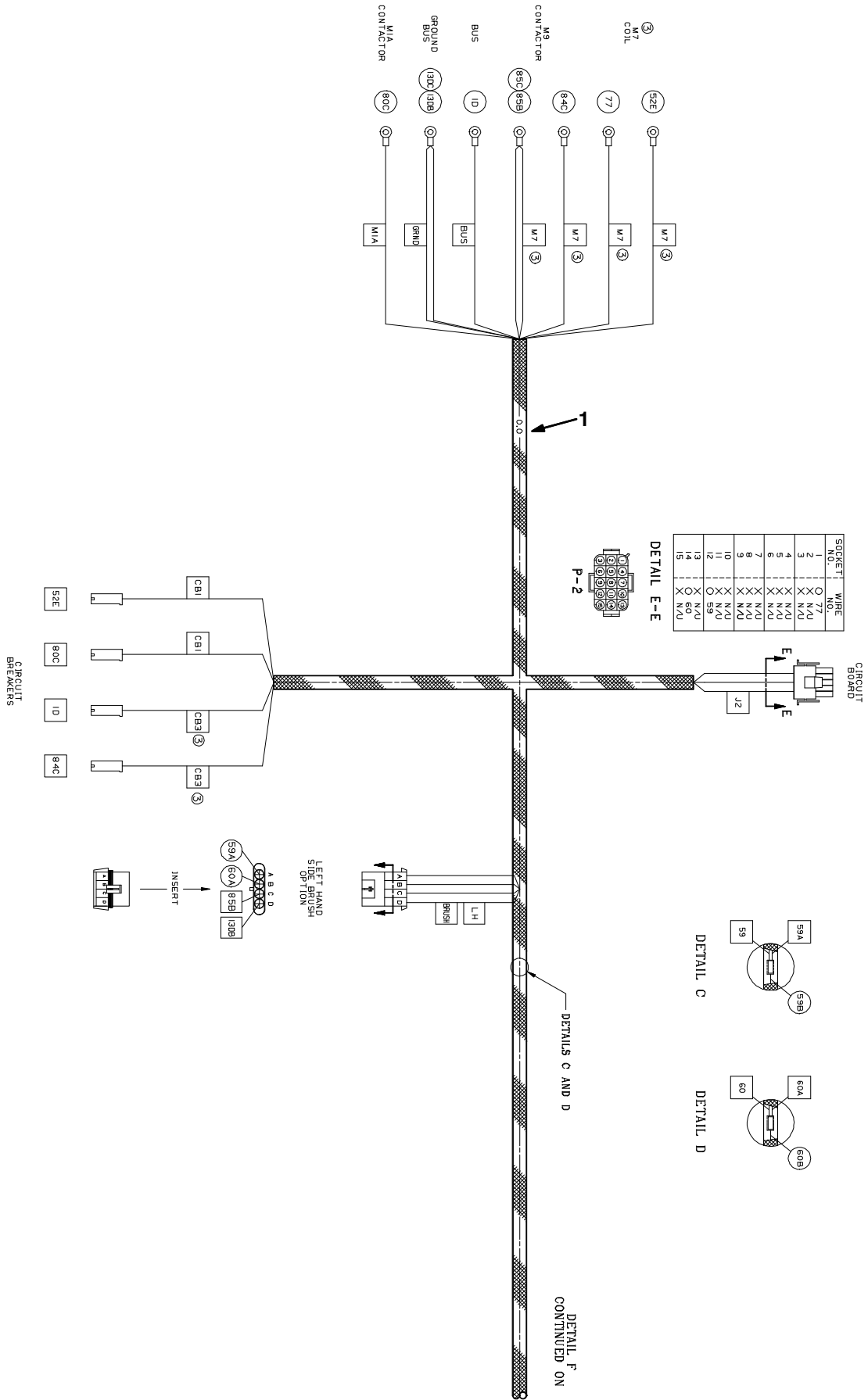
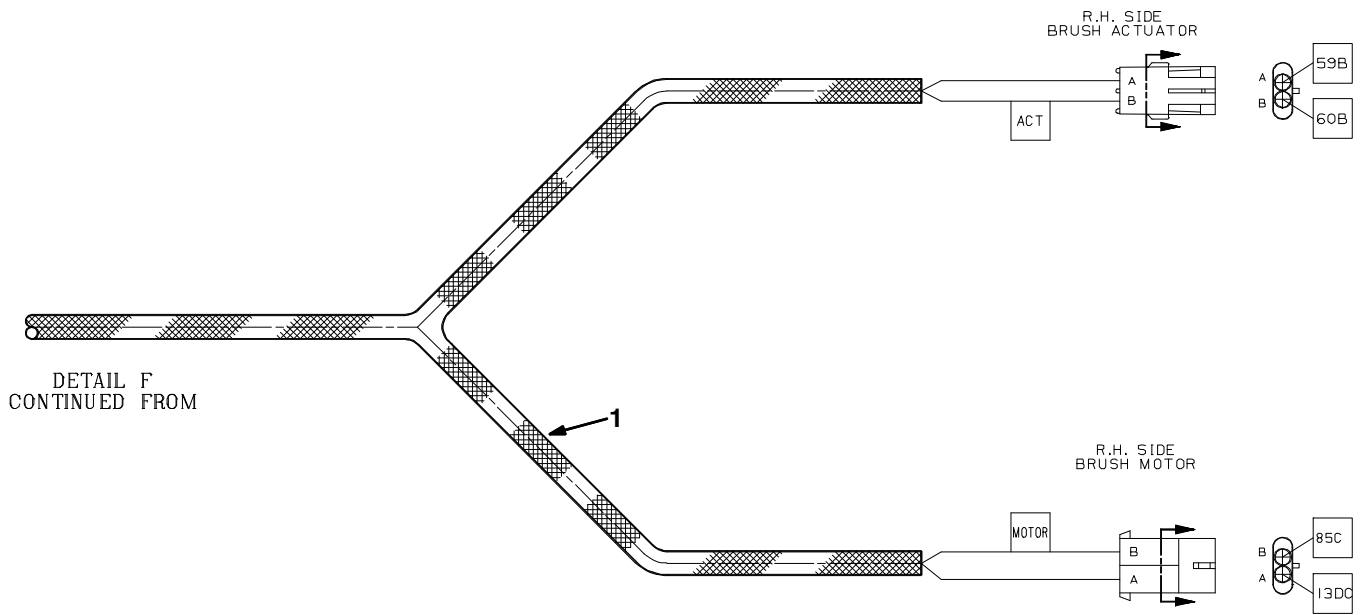


Fig. 14 – Right Side Brush Wire Harness Group



Ref.	Part No.	Serial Number	Description	Qty.
1	387628	(0000-) Harness, Brush, Side, Rh [7300]	1

Fig. 15 – Left Side Brush Motor And Pivot Group

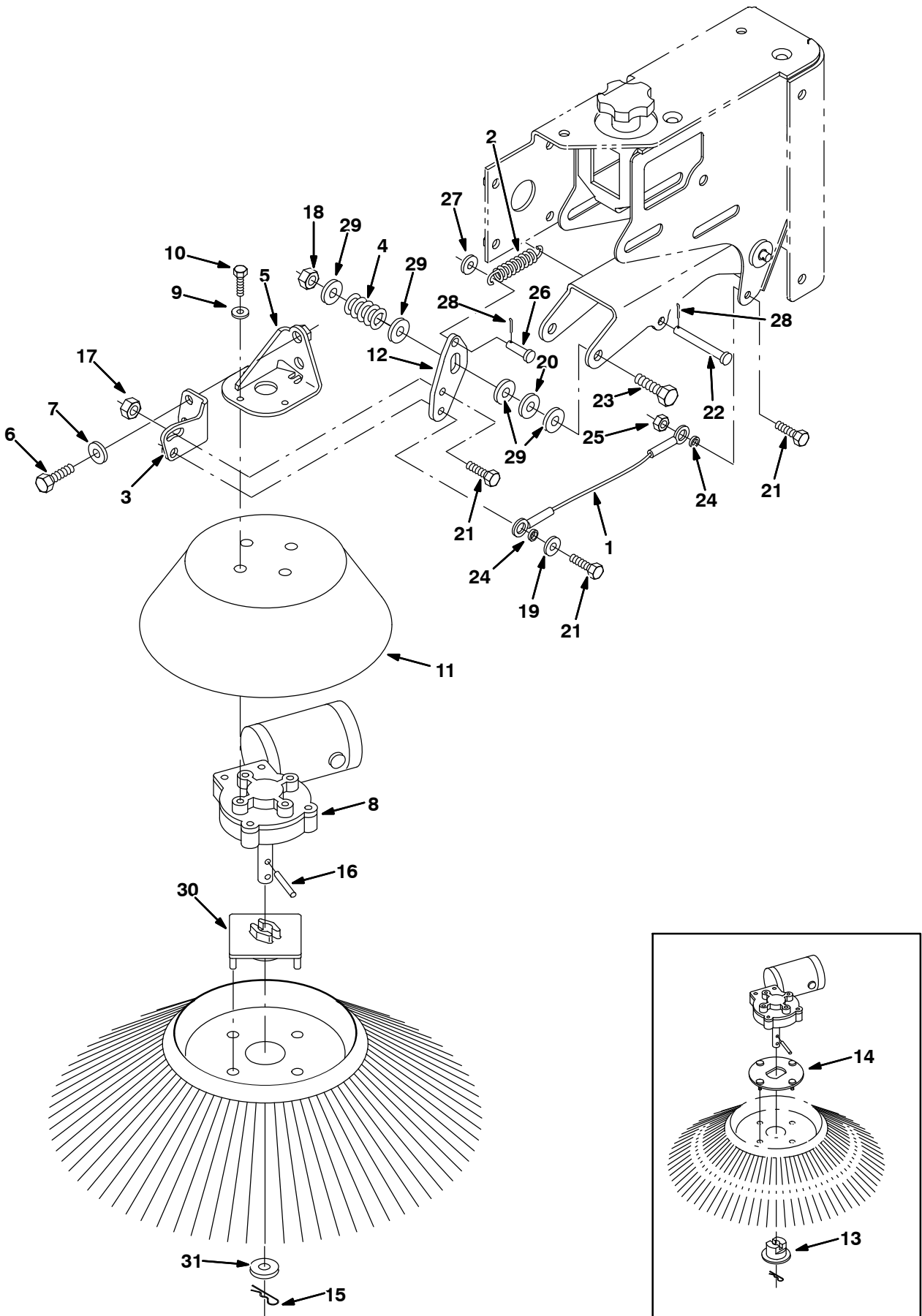


Fig. 15 – Left Side Brush Motor And Pivot Group

Ref.	Part No.	Serial Number	Description	Qty.	
1	87172	(0000-) Cable, .13d, 10.0l, .51eye /.51eye	1	
2	09480	(0000-) Spring, Extn, 1.10od X 0.15wir, 3.2l	1	
3	1056894	(0000-) Bracket, Mtg, Motor, Iron Gray	2	
4	360357	(0000-) Spring, Die, 1.00od 0.50id 1.25l	2	
5	1056892	(0000-) Bracket, Mtg, Motor, Iron Gray	1	
6	39283	(0000-) Screw, Hex, M10 X 1.5 X 25, 8.8	2	
7	32492	(0000-) Washer, Flat, .38 Std	2	
▽	8	1008275	(0000-) Motor, Ele, 36Vdc 0.08Hp 0068Rpm 04.5A	1
▲	81919	(0000-) Kit, Brush, Motor, Ele	1	
▲	80127	(0000-) Cap, Brush, Motor, Ele	2	
▲	369795	(0000-) Brushholder, Motor, Ele	2	
▲	369796	(0000-) Clip, Motor, Ele	2	
9	01684	(0000-) Washer, Flt, .25 Ss	4	
10	08716	(0000-) Screw, Hex, M06 X 1.0 X 20, Ss	4	
11	386666	(0000-) Guard, Brush, Side	1	
12	1056909	(0000-) Plate, Iron Gray	1	
13	386664	(0000-0970) Adapter, Brush	1	
14	386663	(0000-0970) Plate, Adapter, Brush	1	
15	02942	(0000-) Pin, Hair Cotter, 0.62 D .120 Wir	1	
16	11398	(0000-) Pin, Roll, .250 D X 2.00l, .250/.256	1	
17	07791	(0000-) Nut, Hex, Flng, M08 X 1.25	1	
18	08711	(0000-) Nut, Hex, Lock, M12 X 1.75,NI	1	
19	32491	(0000-) Washer, Flt, .31 Std	1	
20	86860	(0000-) Bearing, Thrust	1	
21	39277	(0000-) Screw, Hex, M08 X 1.25 X 25, 8.8	3	
22	57598	(0000-) Pin, Clevis, 0.37 D X 3.25l	1	
23	06974	(0000-) Screw, Hex, M12 X 1.75 X 80, 8.8	1	
24	360801	(0000-) Sleeve	2	
25	08709	(0000-) Nut, Hex, Lock, M08 X 1.25,NI	1	
26	04733-2	(0000-) Pin, Clevis, 0.37 D X 0.62l	1	
27	01685	(0000-) Washer, Flt, .31 Ss	1	
28	39005	(0000-) Pin, Cotter, .094 X 0.75	2	
29	32486	(0000-) Washer, Flt, .50 Sae	4	
30	1017441	(0971-) Plate, Adapter, Brush	1	
31	1017802	(0971-) Washer, .625 B, 2.50 Od, .211 T, Ss	4	

Fig. 16 - Left Side Brush Lift Group

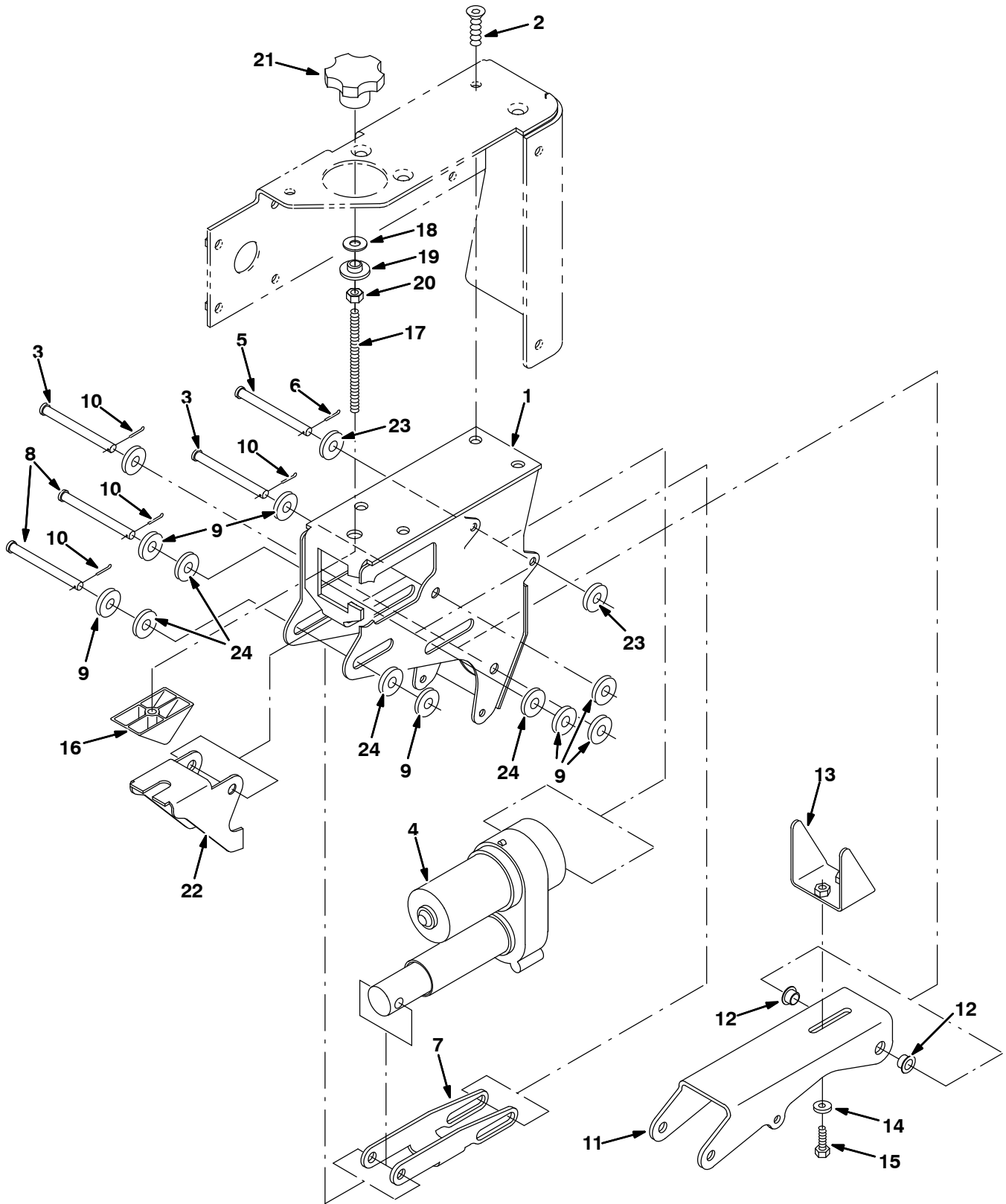


Fig. 16 – Left Side Brush Lift Group

Ref.	Part No.	Serial Number	Description	Qty.
1	1056887	(0000-) Housing Wldt, Brush, Side, Iron Gray	1
2	04373	(0000-) Screw, Flt, M10 X 1.5 X 20, 10.9	3
3	222196	(0000-) Pin, Clevis, 0.50 D X 4.00l	2
4	1054296	(0000-) Actuator, 36vdc, 01.8strk, 300lb	1
5	49914	(0000-) Pin, Clevis, 0.37 D X 4.00l	1
6	39005	(0000-) Pin, Cotter, .125 X 1.00	1
7	1056888	(0000-) Bracket, Iron Gray	1
8	51528	(0000-) Pin, Clevis, 0.50 D X 4.00l	2
9	32486	(0000-) Washer, Flt, .50 Std	8
10	08182	(0000-) Pin, Cotter, .125 X 1.00	4
11	1056889	(0000-) Channel, Iron Gray	1
12	15648	(0000-) Bushing, Flng, 0.50b 0.59d 0.38l	2
13	1056890	(0000-) Bracket, Iron Gray	1
14	32491	(0000-) Washer, Flt, .31 Std	2
15	16931	(0000-) Screw, Hex, M08 X 1.25 X 20, 8.8	2
16	386658	(0000-) Block, Adj	1
17	387151	(0000-) Shaft, Threaded	1
18	64489	(0000-) Washer, 0.81b 1.24d .03, Stl, Pl	1
19	363087	(0000-) Spacer, Flanged	1
20	25014	(0000-) Nut, Hex, Std, M10 X 1.25	1
21	41341	(0000-) Knob, Plastic	1
22	386909	(0000-) Bracket, Pivot	1
23	32485	(0000-) Washer, Flt, .38 Sae	2
24	07450	(0000-) Bearing, Thrust, 0.66b 1.25d 0.06w	4

Fig. 17 – Left Side Brush Mount Group

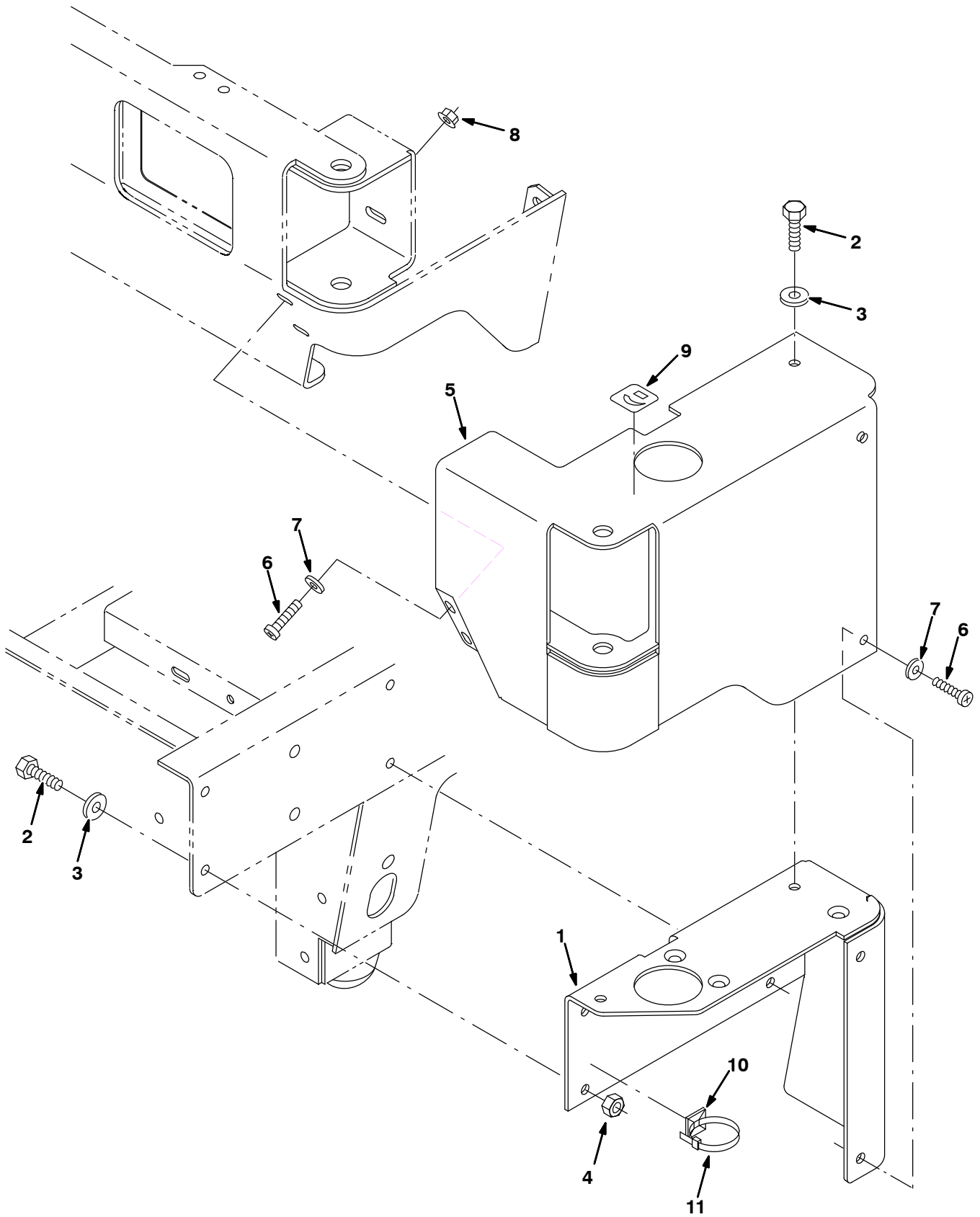


Fig. 17 – Left Side Brush Mount Group

Ref.	Part No.	Serial Number	Description	Qty.
1	387560	(0000-0599) Bracket, Hsng, Brush	1
1	1056398	(0600-) Bracket, Hsng, Brush, Iron Gray	1
2	09028	(0000-) Screw, Hex, M10 X 1.5 X 25, Ss	5
3	01686	(0000-) Washer, Flat, .38 Ss	5
4	41430	(0000-) Nut, Hex, Lock, M10 X 1.5, NI	2
5	387530	(0000-0599) Housing Wldt, Brush	1
5	1056396	(0600-) Housing Wldt, Brush, Iron Gray	1
6	223470	(0000-) Screw, Btn, M08 X 1.25 X 25, Ss	4
7	01685	(0000-) Washer, Flat, .31 Ss	4
8	07791	(0000-) Nut, Hex, Flng, M08 X 1.25	2
9	387405	(0000-) Label, Brush, Side, Adj	1
10	55248	(0000-) Mount, Cable Tie	1
11	49266	(0000-) Tie, Cable, Nyl, 07.3l .19w 1.8 Max D	2

Fig. 18 – Left Side Brush Wire Harness Group

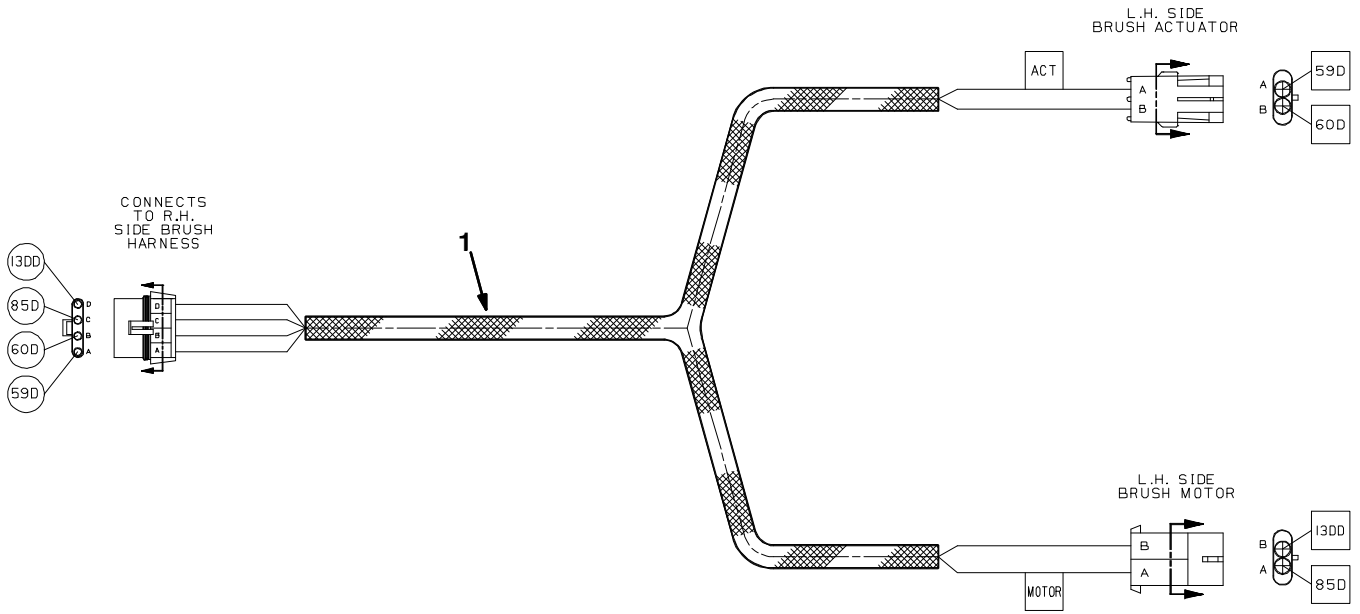


Fig. 18 – Left Side Brush Wire Harness Group

Ref.	Part No.	Serial Number	Description	Qty.
1	387629	(0000-) Harness, Brush, Side, Lh [7300]	1

Fig. 19 – Max Pro 1200 (Disc-Brush) Scrub Head Frame Group

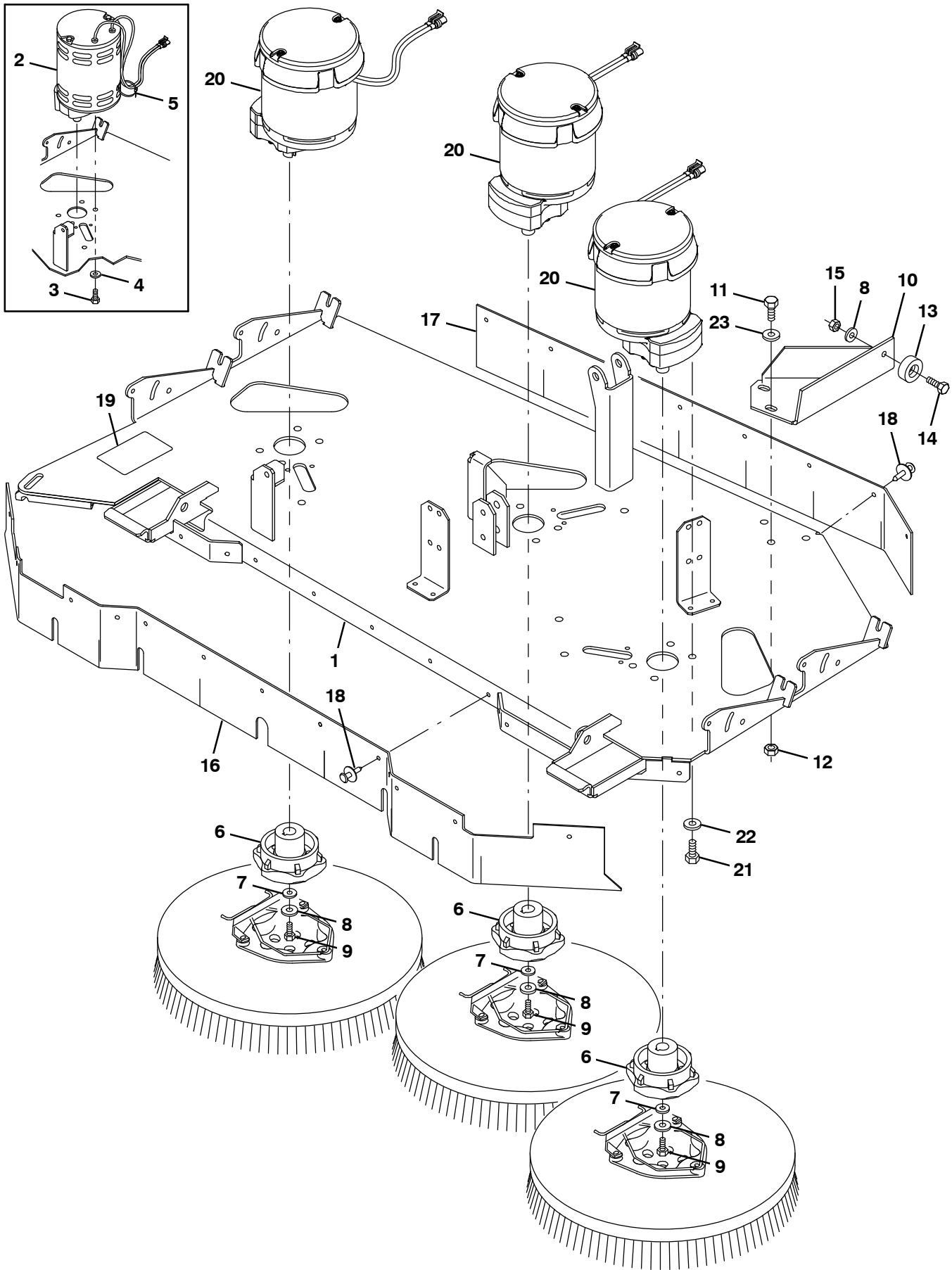


Fig. 19 – Max Pro 1200 (Disc-Brush) Scrub Head Frame Group

Ref.	Part No.	Serial Number	Description	Qty.	
1	1056902	(0000-) Frame Wldt, Scb Head, 3 Brush, Ele, Gray	1	
2	386687	(0000-2033) Motor, Gear, Ele, 1.0hp, 36vdc, 300rpm (See Breakdown) (Replaced by 9010162)	3	
3	34195	(0000-2033) Screw, Hex, .38-16 X 1.00, NI	12	
4	01686	(0000-2033) Washer, Flt, .38 Ss	12	
5	49263	(0000-2033) Tie, Cable, Nyl, 11.4l .19w 3.0 Max D	3	
6	377364	(0000-) Hub, Drive, Brush, Disk, 0.75B 6T	3	
7	41186	(0000-) Washer, Belleville, .31	3	
8	01685	(0000-) Washer, Flt, .31 Ss	4	
9	32124	(0000-) Screw, Hex, .31-18 X 1.00, Ss, NI	3	
10	1056841	(0000-) Bracket, Stop, Frame, Iron Gray	1	
11	09028	(0000-) Screw, Hex, M10 X 1.5 X 25, Ss	3	
12	08714	(0000-) Nut, Hex, Lock, M10 X 1.5, NI, Ss	3	
13	15023	(0000-) Bumper, Pye	1	
14	09010	(0000-) Screw, Hex, M08 X 1.25 X 25, Ss	1	
15	08713	(0000-) Nut, Hex, Lock, M08 X 1.25,NI, Ss	1	
16	386825	(0000-) Skirt, Front, Scrub Head, 3-Brush, Ele	1	
17	386826	(0000-) Skirt, Rear, Scrub Head, 3-Brush, Ele	1	
18	72968	(0000-) Rivet, Plstc, .250 X 0.898	21	
19	365156	(0000-) Label Set, Info/Hzrd, [Maxpro]	1	
▽	20	9010162	(2034-) Motor Kit, Ele 36vdc 300rpm 1.0hp	3
▲		1066573	(2034-) Brush Kit, Motor	1
	21	12333	(2034-) Screw, Hex, M8 X 1.25 X 25, Ss, NI	12
	22	1017218	(2034-) Washer, Flat, 0.32b 1.00d .12, Ss	12
	23	01686	(2034-) Washer, Flt, .38 Ss	3

Fig. 20 – Max Pro 1200 (Disc-Brush) Scrub Head Linkage Group

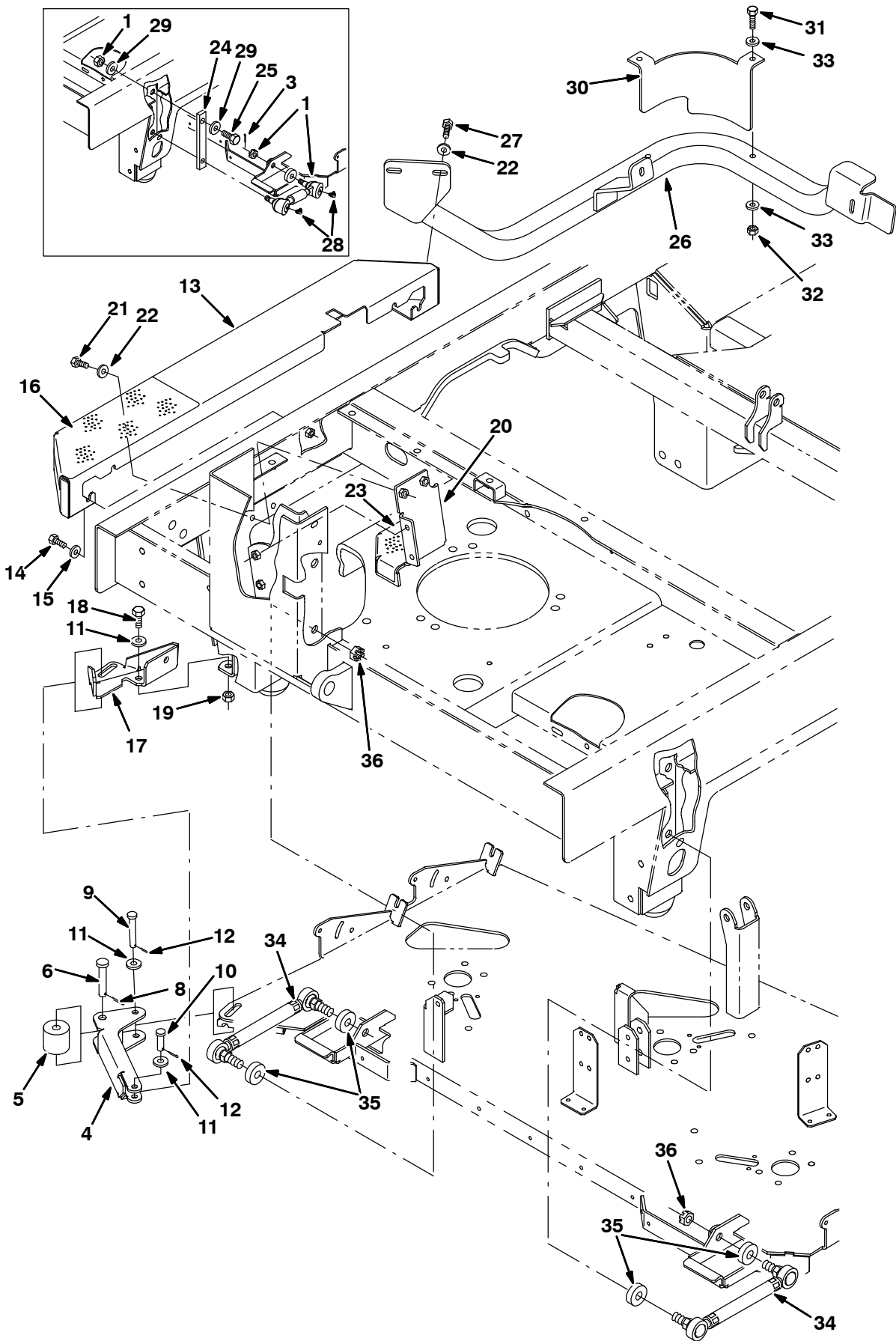


Fig. 20 – Max Pro 1200 (Disc-Brush) Scrub Head Linkage Group

Ref.	Part No.	Serial Number	Description	Qty.
1	363113	(0000-1345) Link Wldt, Head, Drag (Replaced by 9005751)	2
2	14524	(0000-1345) Spacer, Washer	2
3	08346	(0000-1345) Pin, Cotter, .125 X 0.75	4
4	1001099	(0000-0599) Guard, Kick In, Scb Head	1
4	1056390	(0600-) Guard, Kick In, Scb Head, Iron Gray	1
5	72946	(0000-) Roller	1
6	06279	(0000-) Pin, Clevis, 0.50 D X 2.50I	1
7	08711	(0000-1345) Nut, Hex, Std, M12 X 2.0	2
8	08182	(0000-) Pin, Cotter, .125 X 1.00	1
9	365180	(0000-) Pin, Clevis, 0.38 D X 2.50I	1
10	29557	(0000-) Pin, Clevis, 0.37 D X 1.31I	1
11	01686	(0000-) Washer, Flt, .38 Ss	4
12	39005	(0000-) Pin, Cotter, .094 X 0.75	2
13	386827	(0000-0599) Bumper, Side, Scb Head, Wide	1
13	1056681	(0600-) Bumper, Side, Scb Head, Wide, Iron Gray	1
14	09740	(0000-) Screw, Hex, M08 X 1.25 X 20, Ss	4
15	32491	(0000-) Washer, Flt, .31 Std	6
16	387080	(0000-) Tread, Floor, 12.5 X 5.75	1
17	386876	(0000-0599) Bracket, Adaptor, Mtg, Kick In, Frame	1
17	1056505	(0600-) Bracket, Adapter, Mtg, Kick In, Frame	1
18	09028	(0000-) Screw, Hex, M10 X 1.5 X 25, Ss	2
19	08714	(0000-) Nut, Hex, Lock, M10 X 1.5, NI, Ss	1
20	387162	(0000-0599) Bracket	1
20	1056516	(0600-) Bracket, Step, Iron Gray	1
21	09740	(0000-) Screw, Hex, M08 X 1.25 X 20, Ss	4
22	01685	(0000-) Washer, Flt, .31 Ss	8
23	387230	(0000-) Tread, Step	1
24	24254	(0000-1345) Spacer, Plate	2
25	06969	(0000-1345) Screw, Hex, M12 X 1.75 X 40, 8.8	2
26	387245	(0000-0599) Guard Wldt, Sqge (MP 20)	1
26	1056517	(0600-) Guard Wldt, Sqge, Rear, Gray	1
27	09010	(0000-) Screw, Hex, M08 X 1.25 X 25, Ss	4
28	09718	(0000-1345) Fitting, Grease, E90 Pm04 .75L	4
29	32486	(0000-1345) Washer, Flt, .50 Sae	4
▽	374250	(0000-0599) Guard Kit, Sqge, Rear, Ci [7300/8300]	1
▲	30 1007486	(0000-0599) Guard, Bumper	1
▲	31 39278	(0000-0599) Screw, Hex, M8 X 1.25 X 50, 8.8	2
▲	32 08713	(0000-0599) Nut, Hex, Lock, M8 X 1.25, NI, Ss	2
▲	33 32491	(0000-0599) Washer, Flat, 0.31, Std	4
▽	9006924	(0600-) Guard Kit, Sqge, Rear, Iron Gray, Ci	1
▲	30 1057073	(0600-) Guard, Bumper	1
▲	31 39278	(0600-) Screw, Hex, M8 X 1.25 X 50, 8.8	2
▲	32 08713	(0600-) Nut, Hex, Lock, M8 X 1.25, NI, Ss	2
▲	33 32491	(0600-) Washer, Flat, 0.31, Std	4
34	1050193	(1346-) Link Assy, Rod-End, .63-18	2
35	1057066	(1346-) Tube, 0.69id 1.25od 00.4I, Rod-End, Gray	4
36	40814	(1346-) Nut, Hex, Lock, .62-18, NI, Thin	4

Fig. 21 – Max Pro 1200 (Disc-Brush) Solution Valve Group

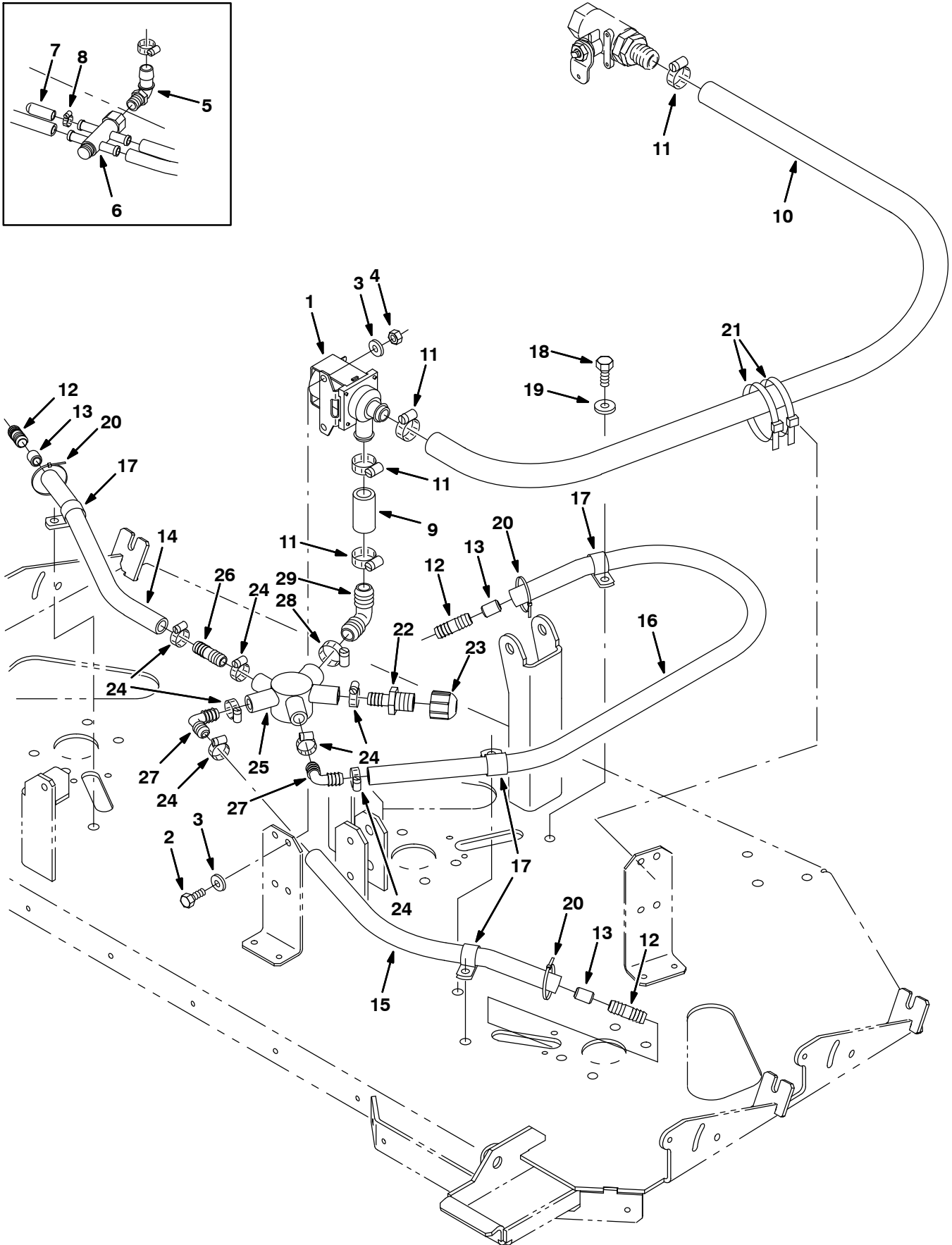
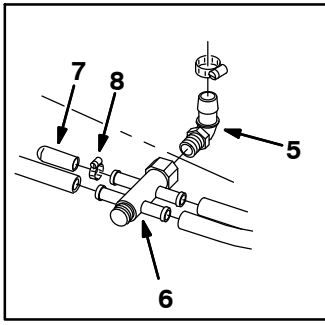


Fig. 21 - Max Pro 1200 (Disc-Brush) Solution Valve Group

Ref.	Part No.	Serial Number	Description	Qty.
1	84028	(0000-) Valve, Water	1
2	15678	(0000-) Screw, Hex, M06 X 1.0 X 16, Ss	2
3	32490	(0000-) Washer, Flt, .25 Std	4
4	08712	(0000-) Nut, Hex, Lock, M06 X 1.0, NI, Ss	2
5	63244-2	(0000-0827) Fitting, Plstc, E90, Bm12/Pm08	1
6	72950	(0000-0827) Manifold, Plastic	1
7	20807	(0000-0827) Cap, Neoprene Black	1
8	54333	(0000-0827) Clamp, Hose, Wormdrive, 0.31-0.88d	1
9	16914	(0000-) Hose, Pvc, Brd, 0.75id 1.00od 02.00l	1
10	73474	(0000-) Hose, Pvc, Brd, 0.75id 1.00od 44.50l	1
11	63810	(0000-) Clamp, Hose, Wormdrive, 0.56-1.06d, .56w	4
12	364631	(0000-) Fitting, Plstc, Str, Bm08/Bm08	3
13	77334	(0000-) Fitting, Plstc, Rst, .50od/.31id	3
14	49142	(0000-) Hose, Pvc, Brd, 0.50id 0.80od 18.00l	1
15	223515	(0000-) Hose, Pvc, Brd, 0.50id 0.75od 14.00l	1
16	385682	(0000-) Hose, Pvc, Brd, 0.50id 0.73od 33.00l	1
17	67767	(0000-) Clamp, Cable, Stl, 0.69d X 0.62w, 1h	4
18	12273	(0000-) Screw, Hex, M08 X 1.25 X 20, Ss, NI	4
19	01685	(0000-) Washer, Flt, .31 Ss	4
20	49266	(0000-) Tie, Cable, Nyl, 07.3l .19w 1.8 Max D	3
21	44961	(0000-) Tie, Cable, Nyl, 14.5l .30w 4.0 Max D	2
22	79273-4	(0828-) Fitting, Plstc, Str, Bm08/Pm08	1
23	1015558	(0828-) Fitting, Plstc, Cap, Pf08	1
24	54333	(0828-) Clamp, Hose, Wormdrive, 0.31-0.88d	7
25	1012528	(0828-) Manifold, Soltn, Cntrl	1
26	364631	(0828-) Fitting, Plstc, Str, Bm08/Bm08	1
27	63987-1	(0828-) Fitting, Plstc, E90, Bm08/Bm08	2
28	86824	(0828-) Clamp, Hose, Wormdrive, 0.50-1.06d	1
29	40566	(0828-) Fitting, Plstc, E90, Bm12/Bm12	1

Fig. 22 – Max Pro 1200 (Disc-Brush) Solution Valve Group (FaST/ec-H2O)

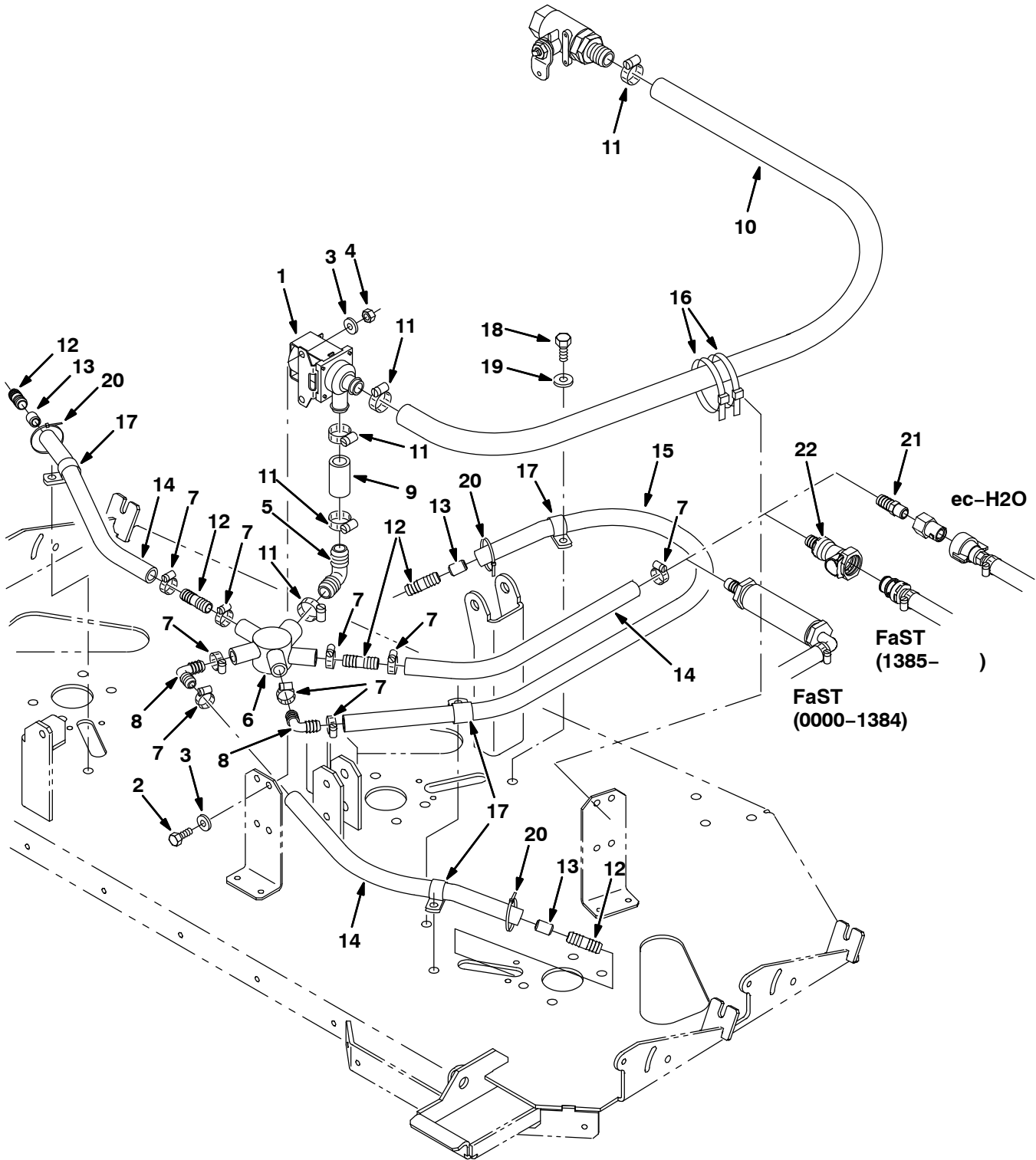


Fig. 22 – Max Pro 1200 (Disc-Brush) Solution Valve Group (FaST/ec-H2O)

Ref.	Part No.	Serial Number	Description	Qty.
1	84028	(0000-) Valve, Water	1
2	15678	(0000-) Screw, Hex, M06 X 1.0 X 16, Ss	2
3	32490	(0000-) Washer, Flt, .25 Std	4
4	08712	(0000-) Nut, Hex, Lock, M06 X 1.0, NI, Ss	2
5	40566	(0000-) Fitting, Plstc, E90, Bm12/Bm12	1
6	1012528	(0000-) Manifold, Soltn, Cntrl	1
7	54333	(0000-) Clamp, Hose, Wormdrive, 0.31-0.88d	9
8	63987-1	(0000-) Fitting, Plstc, E90, Bm08/Bm08	2
9	1015048	(0000-) Hose, Afmkt, Pvc, Brd 0.75id 1 Ft	1
10	1015045	(0000-) Hose, Afmkt, Pvc, Brd 0.75id 8 Ft	1
11	63810	(0000-) Clamp, Hose, Wormdrive, 0.56-1.06d, .56w	5
12	364631	(0000-) Fitting, Plstc, Str, Bm08/Bm08	5
13	77334	(0000-) Fitting, Plstc, Rst, .50od/.31id	3
14	1011521	(0000-) Hose, Afmkt Replmt, Pvc, Brd 0.50id 2 Ft	3
15	1006401	(0000-) Hose, Afmkt Replmt, Pvc, Brd 0.50id 3 Ft	1
16	44961	(0000-) Tie, Cable, Nyl, 14.5l .30w 4.0 Max D	2
17	67767	(0000-) Clamp, Cable, Stl, 0.69d X 0.62w, 1h	4
18	12273	(0000-) Screw, Hex, M08 X 1.25 X 20, Ss, NI	4
19	01685	(0000-) Washer, Flt, .31 Ss	4
20	49266	(0000-) Tie, Cable, Nyl, 07.3l .19w 1.8 Max D	3
21	48610	(0000-) Fitting, Plstc, Str, Bm08/Pm04 (ec-H2O)	1
22	1017413	(1385-) Housing, Cplg, Qf / Pm08 (FaST)	1

Fig. 23 – Max Pro 1200 (Disc-Brush) Edge Scrub Group

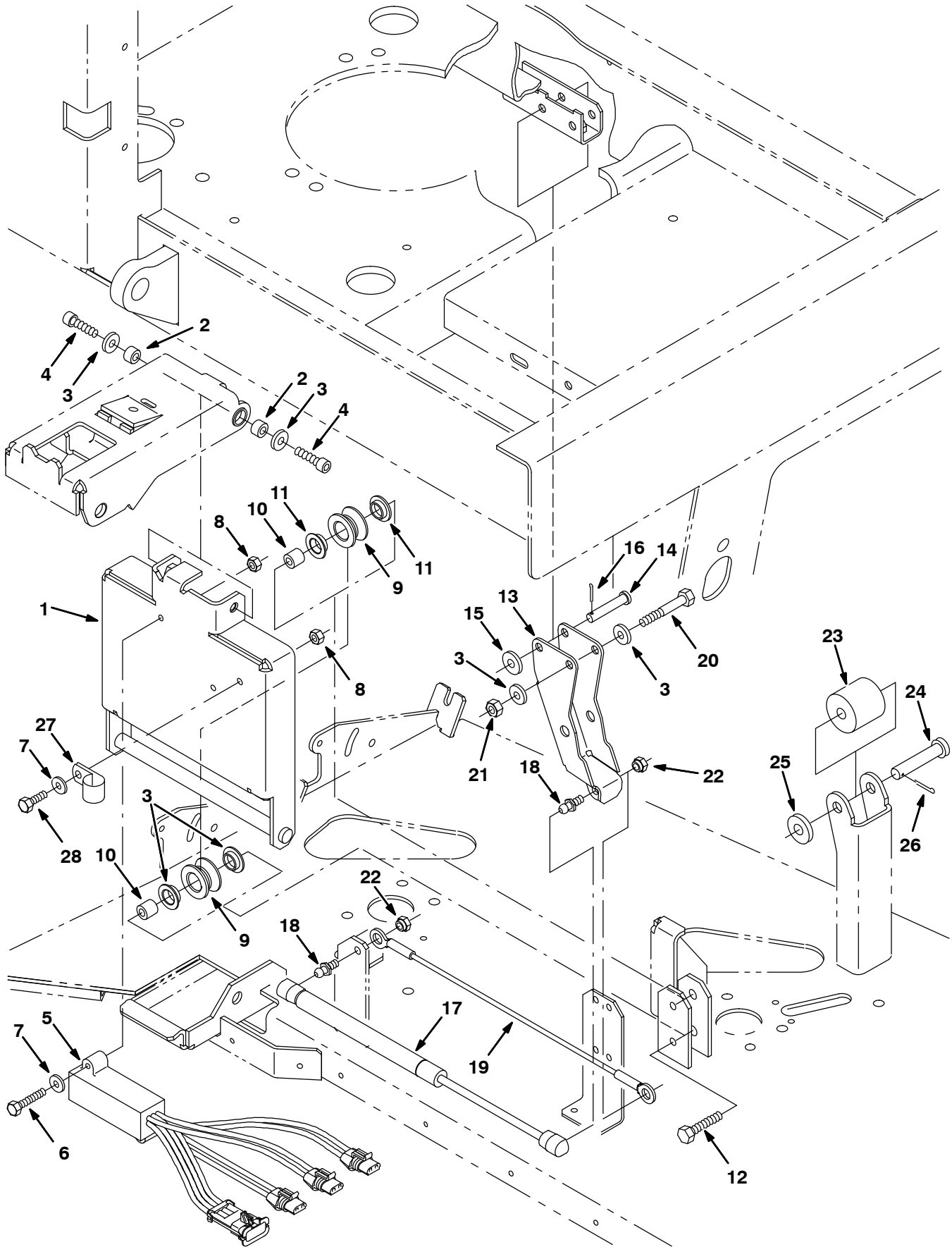


Fig. 23 – Max Pro 1200 (Disc-Brush) Edge Scrub Group

Ref.	Part No.	Serial Number	Description	Qty.
1	1056844	(0000-) Rail Wldt, Lift, Disk Head, Iron Gray	1
2	222556	(0000-) Sleeve	2
3	01685	(0000-) Washer, Flt, .31 Ss	4
4	39308	(0000-) Screw, Hex, M08 X 1.25 X 25, Ss, NI	2
5	363238	(0000-) Shunt, 3 Std Mtrs, Scrub 515, Yellow	1
6	33930	(0000-) Screw, Hex, M06 X 1.0 X 40, Ss	2
7	01684	(0000-) Washer, Flt, .25 Ss	3
8	08712	(0000-) Nut, Hex, Lock, M06 X 1.0, NI, Ss	3
9	363120	(0000-) Roller	2
10	222277	(0000-) Sleeve	2
11	04843	(0000-) Bushing, Flng, 0.63b 0.72d 0.25l	4
12	222505	(0000-) Screw, Hex, M08 X 1.25 X 45, Ss	2
13	1056845	(0000-) Arm Wldt, Pivot, Side, Gray [7300/8300]	1
14	29584	(0000-) Pin, Clevis, 0.37 D X 2.00l	1
15	01686	(0000-) Washer, Flt, .38 Ss	1
16	39005	(0000-) Pin, Cotter, .094 X 0.75	1
17	364858	(0000-) Gasspring, 56lb, 6.3strk	1
18	58494	(0000-) Stud, Ball, .39d .31-16, Gasspring	2
19	364404	(0000-) Cable, .13d, 15.5l, .50eye / .50eye	1
20	77270	(0000-) Screw, Hex, M08 X 1.25 X 60, Ss	1
21	08713	(0000-) Nut, Hex, Lock, M08 X 1.25, NI, Ss	1
22	14725	(0000-) Nut, Retainer, .31-18	2
23	72946	(0000-) Roller	1
24	06279	(0000-) Pin, Clevis, 0.50 D X 2.50l	1
25	32493	(0000-) Washer, Flt, .50 Std	1
26	08182	(0000-) Pin, Cotter, .125 X 1.00	1
27	67767	(0000-) Clamp, Cable, Stl, 0.69d X 0.62w, 1h	1
28	08716	(0000-) Screw, Hex, M06 X 1.0 X 20, Ss	1

Fig. 24 – Max Pro 1200 (Disc-Brush) Right Side Squeegee Group

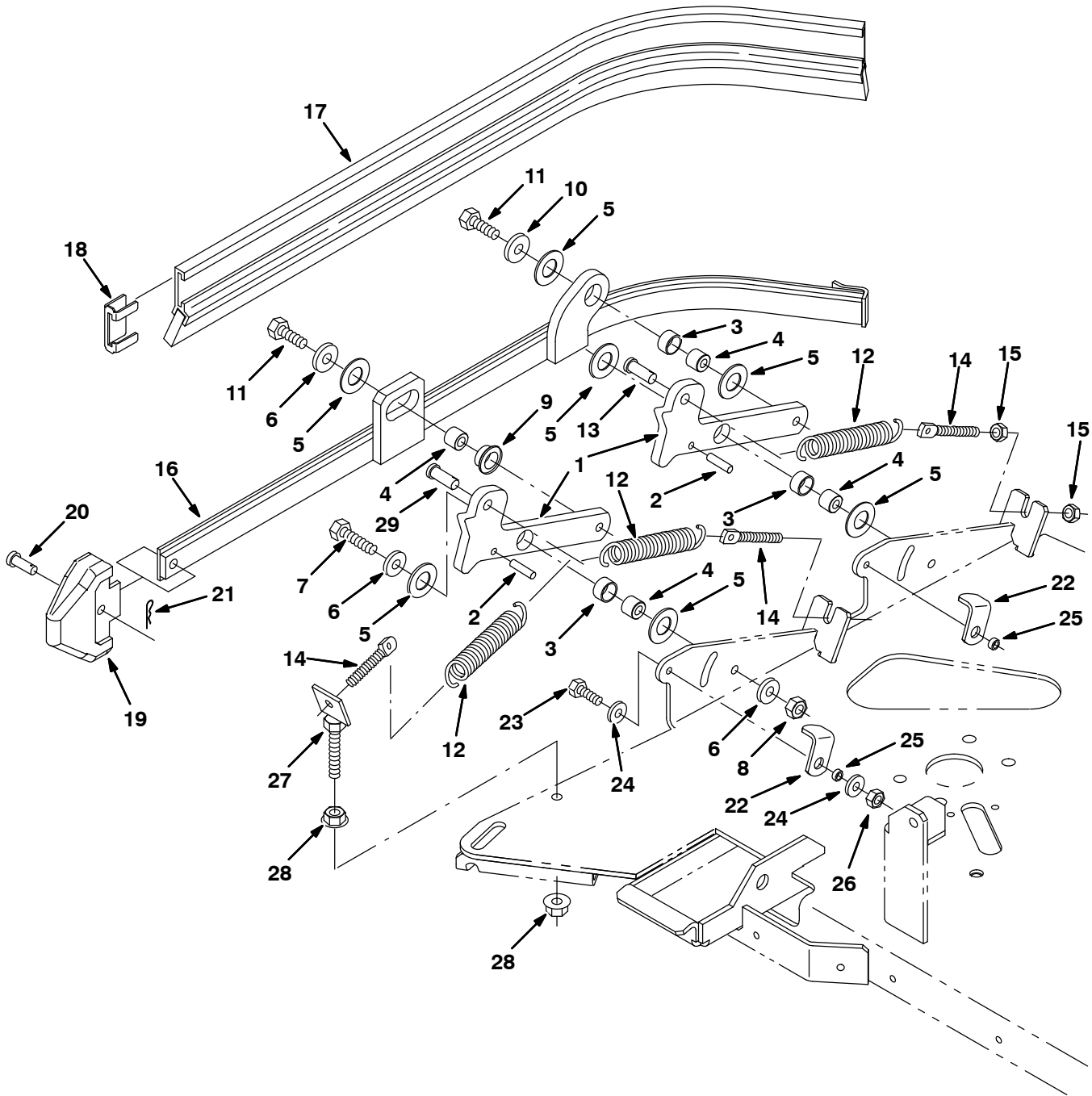


Fig. 24 – Max Pro 1200 (Disc-Brush) Right Side Squeegee Group

Ref.	Part No.	Serial Number	Description	Qty.
1	1056863	(0000-) Arm, Mtg, Side Sqge Frame, Ele	2
2	17404	(0000-) Pin, Roll, .250 D X 0.75l, .250/.256	2
3	71607	(0000-) Bushing, Sleeve, 0.63b 0.72d 0.38l	3
4	386356	(0000-) Sleeve, .335b X .62d X .52l, Sst	4
5	64425	(0000-) Washer, Thrust, 0.61b 1.25d .06, Fgl	7
6	01685	(0000-) Washer, Flt, .31 Ss	7
7	09023	(0000-) Screw, Hex, M08 X 1.25 X 35, Ss	2
8	08713	(0000-) Nut, Hex, Lock, M08 X 1.25, NI, Ss	2
9	25735	(0000-) Bushing, Flng, 0.63b 0.75d 0.38l	1
10	01686	(0000-) Washer, Flt, .38 Ss	2
11	12333	(0000-) Screw, Hex, M08 X 1.25 X 25, Ss, NI	2
12	87816	(0000-) Spring, Extn, 0.750d X 0.09wir, 2.5l	3
13	76653	(0000-) Pin, Clevis, 0.37 D X 1.00l	1
14	386088	(0000-) Bolt, Eye, M8 X 1.25, 2.75l	3
15	07786	(0000-) Nut, Hex, Std, M08 X 1.25, Ss	6
16	386263	(0000-) Frame Wldt, Sqge, Side, Rh	1
17	386260	(0000-) Squeegee, Side	1
18	86759	(0000-) Retainer, Sqge	1
19	386986	(0000-) Guide, Point, Side Sqge	1
20	386987	(0000-) Pin, Clevis, 0.31d 0.88l	1
21	86866	(0000-) Pin, Hair Cotter, 0.38 D .072 Wir	1
22	386391	(0000-) Latch, Double Scrub, Side Sqge	2
23	08716	(0000-) Screw, Hex, M06 X 1.0 X 20, Ss	2
24	01684	(0000-) Washer, Flt, .25 Ss	4
25	80491	(0000-) Sleeve	2
26	08712	(0000-) Nut, Hex, Lock, M06 X 1.0, NI, Ss	2
27	1007632	(0000-) Bracket Wldt, Mtg, Spring	1
28	27980	(0000-) Nut, Hex, Flng, .38-16	2
29	29558	(0000-) Pin, Clevis, 0.37d X 1.50l	1

Fig. 25 – Max Pro 1200 (Disc-Brush) Left Side Squeegee Group

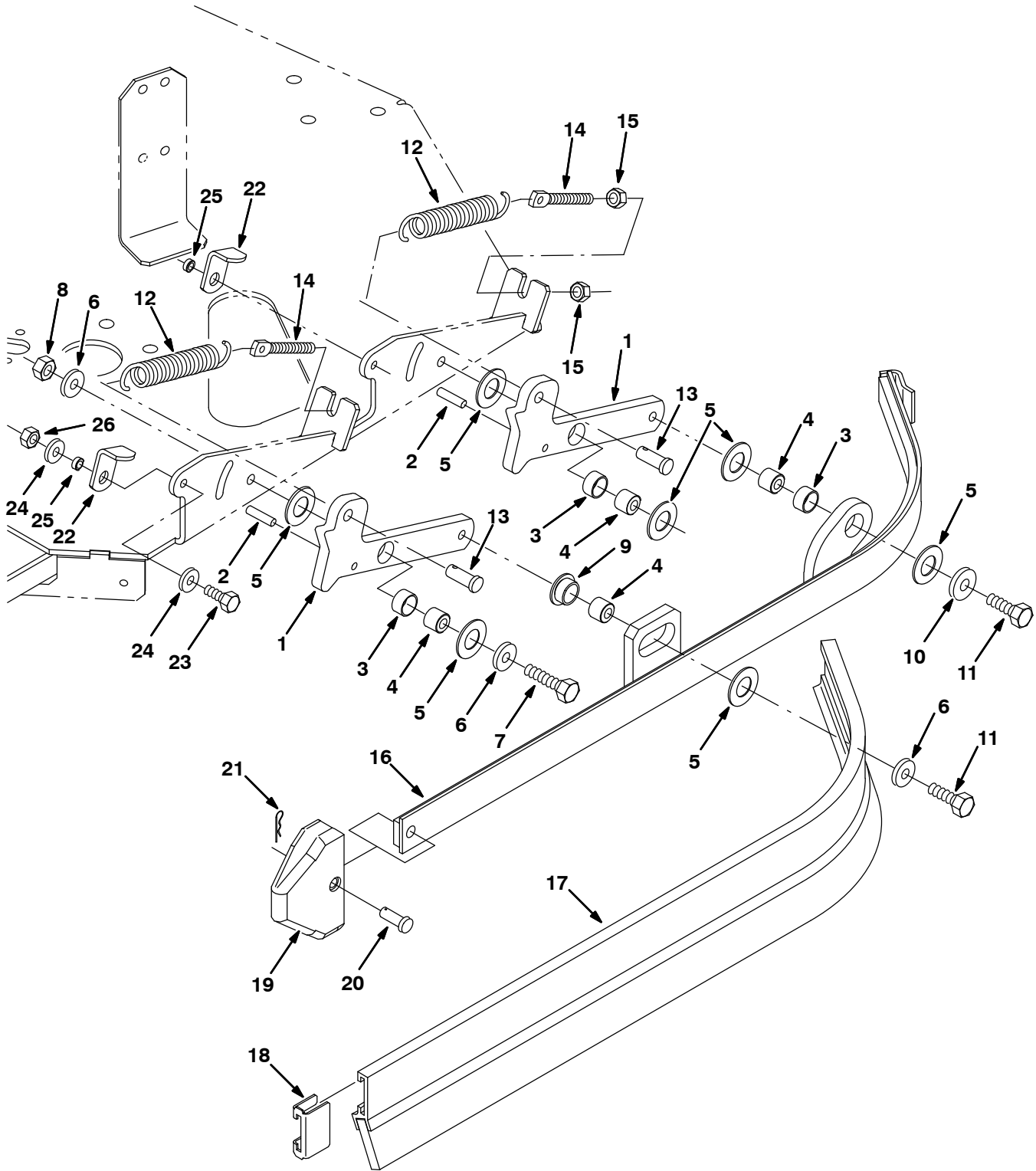


Fig. 25 – Max Pro 1200 (Disc-Brush) Left Side Squeegee Group

Ref.	Part No.	Serial Number	Description	Qty.
1	1056863	(0000-) Arm, Mtg, Side Sqge Frame, Ele, Gray	2
2	17404	(0000-) Pin, Roll, .250 D X 0.75l, .250/.256	2
3	71607	(0000-) Bushing, Sleeve, 0.63b 0.72d 0.38l	3
4	386356	(0000-) Sleeve, .335b X .62d X .52l, Sst	4
5	64425	(0000-) Washer, Thrust, 0.61b 1.25d .06, Fgl	7
6	01685	(0000-) Washer, Flt, .31 Ss	7
7	09023	(0000-) Screw, Hex, M08 X 1.25 X 35, Ss	2
8	08713	(0000-) Nut, Hex, Lock, M08 X 1.25, NI, Ss	2
9	25735	(0000-) Bushing, Flng, 0.63b 0.75d 0.38l	1
10	01686	(0000-) Washer, Flt, .38 Ss	2
11	12333	(0000-) Screw, Hex, M08 X 1.25 X 25, Ss, NI	2
12	87816	(0000-) Spring, Extn, 0.75od X 0.09wir, 2.5l	2
13	76653	(0000-) Pin, Clevis, 0.37 D X 1.00l	2
14	386088	(0000-) Bolt, Eye, M8 X 1.25, 2.75l	2
15	07786	(0000-) Nut, Hex, Std, M08 X 1.25, Ss	4
16	386262	(0000-) Frame Wldt, Sqge, Side, Lh	1
17	386260	(0000-) Squeegee, Side	1
18	86759	(0000-) Retainer, Sqge	1
19	386986	(0000-) Guide, Point, Side Sqge	1
20	386987	(0000-) Pin, Clevis, 0.31d 0.88l	1
21	86866	(0000-) Pin, Hair Cotter, 0.38 D .072 Wir	1
22	386391	(0000-) Latch, Double Scrub, Side Sqge	2
23	08716	(0000-) Screw, Hex, M06 X 1.0 X 20, Ss	2
24	01684	(0000-) Washer, Flt, .25 Ss	4
25	80491	(0000-) Sleeve	2
26	08712	(0000-) Nut, Hex, Lock, M06 X 1.0, NI, Ss	2

Fig. 26 – Max Pro 1000 (Cylindrical Brush) Scrub Head Frame and Linkage Group

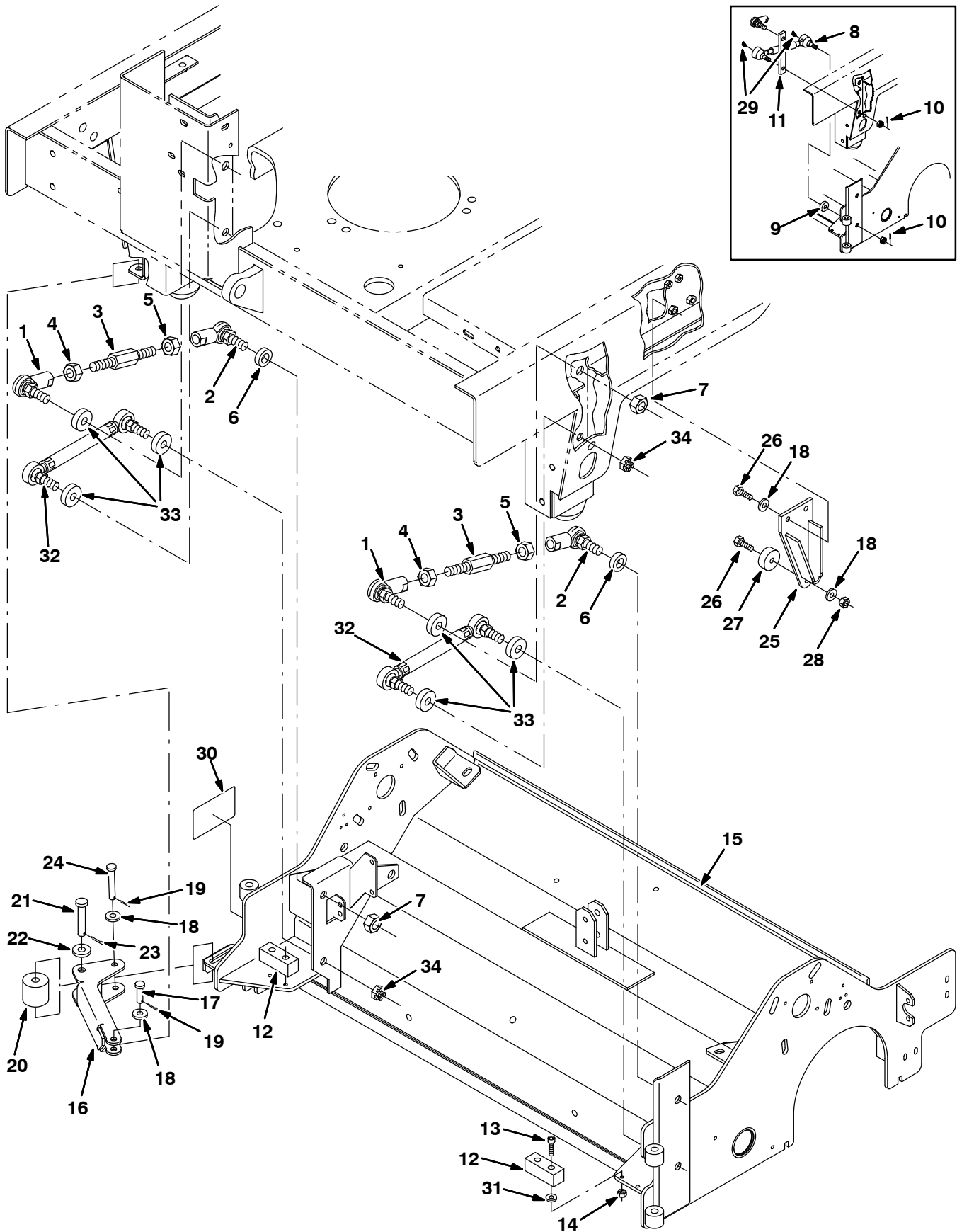


Fig. 26 – Max Pro 1000 (Cylindrical Brush) Scrub Head Frame and Linkage Group

Ref.	Part No.	Serial Number	Description	Qty.
1	77275	(0000–) Rod–End, .62–18rh Fem 0.50–18stud	2
2	386070	(0000–) Rod–End, .625–18, Lh	2
3	386071	(0000–) Rod, Link	2
4	77276	(0000–) Nut, Hex, Jam, .62–18, Ss	2
5	77277	(0000–) Nut, Hex, Jam, .62–18, Ss, Lh	2
6	386081	(0000–) Spacer, Rod–End	2
7	40814	(0000–) Nut, Hex, Lock, .62–18, NI, Thin	4
8	363113	(0000–1345) Link Wldt, Head, Drag (Replaced by 9005751)	2
9	14524	(0000–1345) Spacer, Washer	2
10	08346	(0000–1345) Pin, Cotter, .125 X 0.75	4
11	386844	(0000–1345) Spacer, Plate	2
12	386865	(0000–) Bumper	2
13	24198	(0000–) Screw, Pan, M05 X 0.8 X 25, Ss	4
14	09739	(0000–) Nut, Hex, Lock, M05 X 0.8, NI, Ss	4
15	1056848	(0000–) Housing Wldt, Brush, Iron Gray	1
16	1001099	(0000–0599) Guard, Kick In, Scb Head	1
16	1056390	(0600–) Guard, Kick In, Scb Head, Iron Gray	1
17	29557	(0000–) Pin, Clevis, 0.37 D X 1.311	1
18	01686	(0000–) Washer, Flt, .38 Ss	5
19	39005	(0000–) Pin, Cotter, .094 X 0.75	2
20	72946	(0000–) Roller	1
21	06279	(0000–) Pin, Clevis, 0.50 D X 2.50l	1
22	32493	(0000–) Washer, Flt, .50 Std	1
23	08182	(0000–) Pin, Cotter, .125 X 1.00	1
24	365180	(0000–) Pin, Clevis, 0.38 D X 2.50l	1
25	1056494	(0000–) Plate Wldt, Stop, Iron Gray	1
26	09010	(0000–) Screw, Hex, M08 X 1.25 X 25, Ss	3
27	15023	(0000–) Bumper, Pye	1
28	08713	(0000–) Nut, Hex, Lock, M08 X 1.25, NI, Ss	1
29	09718	(0000–1345) Fitting, Grease, E90 Pm04 .75L	4
30	365156	(0000–) Label Set, Info/Hzrd, [Max Pro]	1
31	13248	(0000–) Washer, 0.40B 1.12D .12, Stl, Pl	4
32	1050193	(1346–) Link Assy, Rod–End, .63–18	2
33	1057066	(1346–) Tube, 0.69id 1.25od 00.4l, Rod–End, Gray	6
34	40814	(1346–) Nut, Hex, Lock, .62–18, NI, Thin	4

Fig. 27 – Max Pro 1000 (Cylindrical Brush) Scrub Head Drive Group

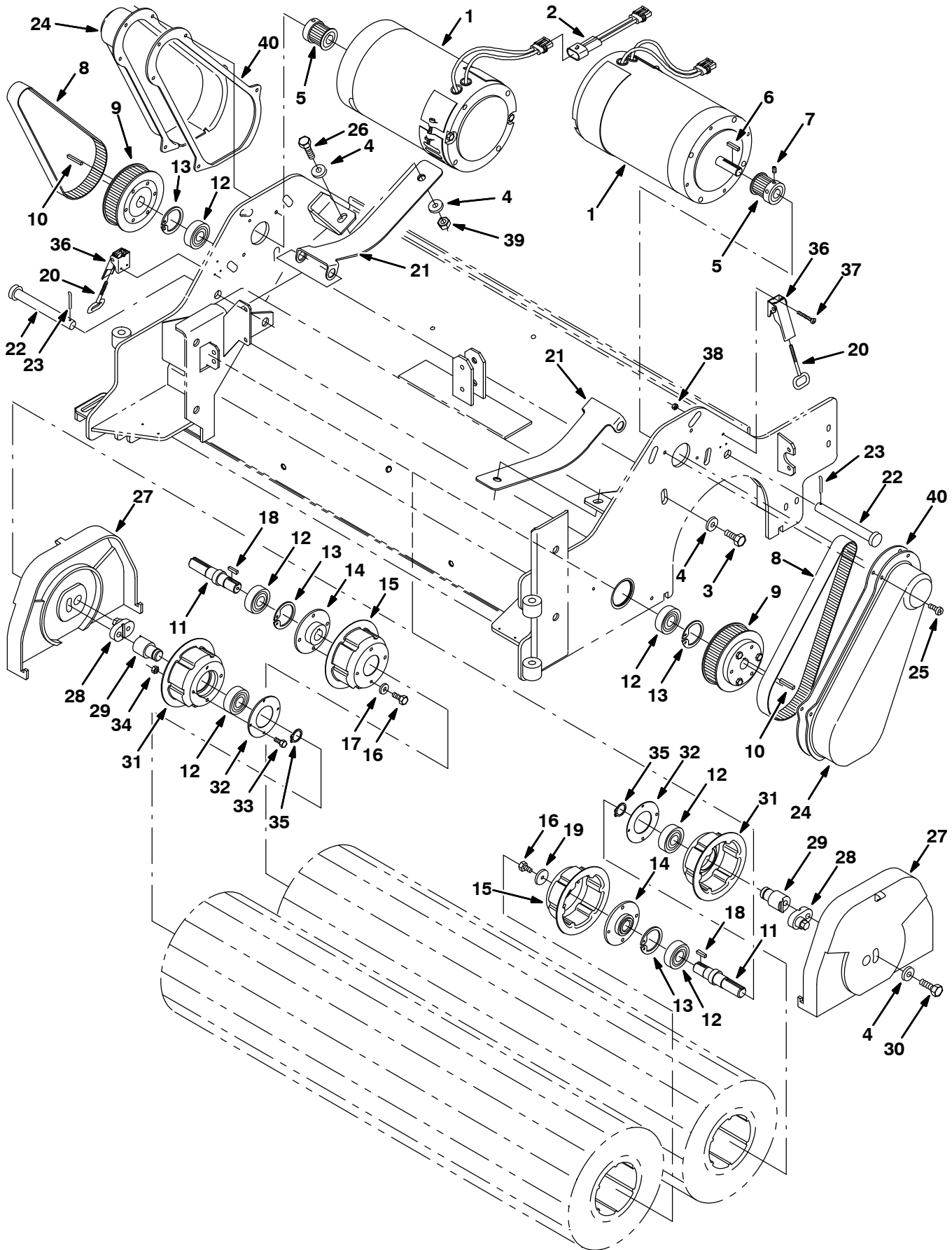


Fig. 27 – Max Pro 1000 (Cylindrical Brush) Scrub Head Drive Group

Ref.	Part No.	Serial Number	Description	Qty.	
1	386050	(0000-0520) Motor, Ele, 36vdc 1500rpm 1.5hp (See Breakdown) (Repl By 377398)	2	
▽	1	377398	(0521-) Motor, Ele, 36vdc 1.50hp 1500rpm 43.0a	2
▲		621478	(0521-) Brush, Carbon	2
	2	363468	(0000-) Wire Assy, Jumper Reverse, [515]	1
	3	09291	(0000-) Screw, Hex, M10 X 1.5 X 20, Ss	8
	4	01686	(0000-) Washer, Flt, .38 Ss	14
	5	83052	(0000-) Sprocket, Timing, 23tooth, 0.625b	2
	6	00912	(0000-) Key, Sq, 0.19 X 0.19, 01.00l	2
	7	39327	(0000-) Screw, Set, Soc, .25-20 X 0.31, Al	4
	8	386053	(0000-) Belt, Drive (Cylindrical Brush)	2
	9	375301	(0000-) Sprocket, Timing, 4.261pd, 68 Grv, Pl	2
	10	00918	(0000-) Key, Sq, 0.19 X 0.19, 01.25l	2
	11	386058	(0000-) Shaft, Drive, Brush	2
	12	46390	(0000-) Bearing, Ball, 0.79b 1.85d 0.55w	6
	13	10464	(0000-) Ring, Retaining, Int, 1.85d, Basic	4
	14	1056846	(0000-) Hub Wldt, Drive, Brush, Iron Gray	2
	15	1056847	(0000-) Plug, Drive, Brush, Spl, Iron Gray	2
	16	15678	(0000-) Screw, Hex, M06 X 1.0 X 16, Ss	10
	17	01684	(0000-) Washer, Flt, .25 Ss	8
	18	00911	(0000-) Key, Sq, 0.19 X 0.19, 00.75l	2
	19	386063	(0000-) Washer, 0.25b 1.12d .12, Ss	2
	20	386274	(0000-) Hook Wldt, Latch	2
	21	1057089	(0000-) Spring, Motor, Iron Gray	2
	22	386072	(0000-) Pin, Clevis, .625 Dia X 5.25l	2
	23	02942	(0000-) Pin, Hair Cotter, 0.62 D .120 Wir	2
	24	386066	(0000-) Cover, Drive	2
	25	48732	(0000-) Screw, Pan, M06 X 1.0 X 10, Ss	10
	26	12317	(0000-) Screw, Hex, M10 X 1.5 X 30, Ss	2
	27	386080	(0000-) Cover, Idler	2
	28	386841	(0000-) Cam, Front	2
	29	386842	(0000-) Cam, Rear	2
	30	12317	(0000-) Screw, Hex, M10 X 1.5 X 30, Ss	2
	31	1057512	(0000-) Plug, Drive, Brush, Spl, Iron Gray	2
	32	1056838	(0000-) Retainer, Brg, Iron Gray	2
	33	09738	(0000-) Screw, Hex, M05 X 0.8 X 12, Ss	8
	34	06549	(0000-) Nut, Hex, Lock, M05 X 0.8, NI	8
	35	26428	(0000-) Ring, Retaining, Ext, 0.75d, Hd	2
	36	386257	(0000-) Latch	2
	37	09198	(0000-) Screw, Pan, M04 X 0.7 X 35, Ss	6
	38	33932	(0000-) Nut, Hex, Lock, M04 X 0.7, NI, Ss	6
	39	08714	(0000-) Nut, Hex, Lock, M10 X 1.5, NI, SS	2
	40	1001062	(0000-) Gasket, Cover	2

Fig. 28 – Max Pro 1000 (Cylindrical Brush) Solution Valve Group

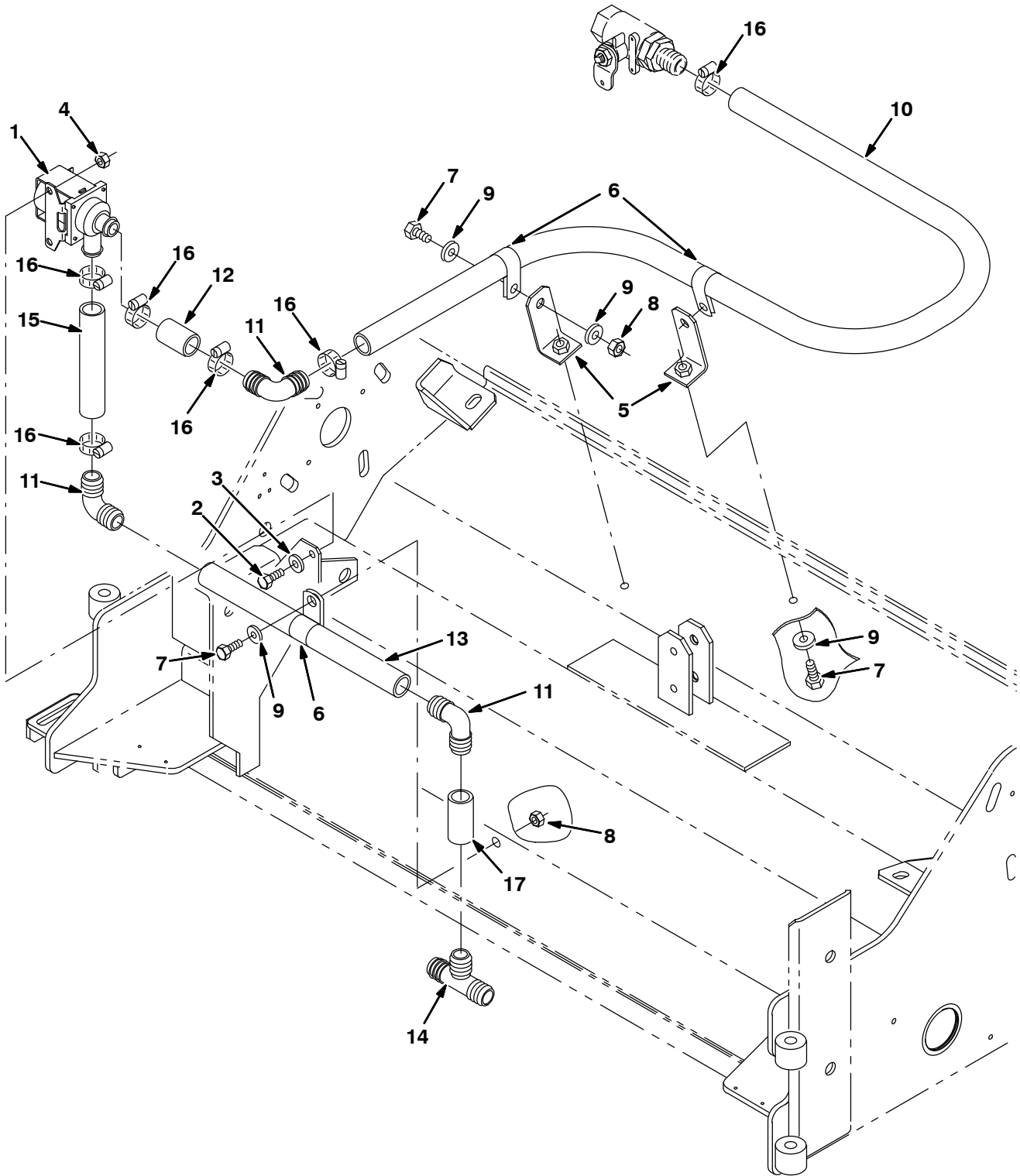


Fig. 28 – Max Pro 1000 (Cylindrical Brush) Solution Valve Group

Ref.	Part No.	Serial Number	Description	Qty.
1	84028	(0000-) Valve, Water	1
2	15678	(0000-) Screw, Hex, M06 X 1.0 X 16, Ss	2
3	01684	(0000-) Washer, Flt, .25 Ss	2
4	08712	(0000-) Nut, Hex, Lock, M06 X 1.0, NI, Ss	2
5	1056873	(0000-) Angle, Iron Gray	2
6	69234	(0000-) Clamp, Cable, Stl, 1.00d X 0.62w, 1h	3
7	15675	(0000-) Screw, Hex, M08 X 1.25 X 16, Ss	7
8	08709	(0000-) Nut, Hex, Lock, M08 X 1.25,NI	5
9	01685	(0000-) Washer, Flt, .31 Ss	9
10	73474	(0000-) Hose, Pvc, Brd, 0.75id 1.00od 44.50l	1
11	40566	(0000-) Fitting, Plstc, E90, Bm12/Bm12	3
12	364899	(0000-) Hose, Pvc, Brd, 0.75id 1.03od 01.50l	1
13	364896	(0000-) Hose, Pvc, Brd, 0.75id 1.03od 11.00l	1
14	41315	(0000-) Fitting, Plstc, Tee, Bm12/Bm12/Bm12	1
15	364895	(0000-) Hose, Pvc, Brd, 0.75ID 1.03OD 05.00L	1
16	11399	(0000-) Clamp, Hose, Wormdrive, 0.81-1.50d	6
17	16914	(0000-) Hose, Pvc, Brd, 0.75ID 1.00OD 02.00L	1

Fig. 29 – Max Pro 1000 (Cylindrical Brush) Solution Valve Group (FaST/ec-H2O)

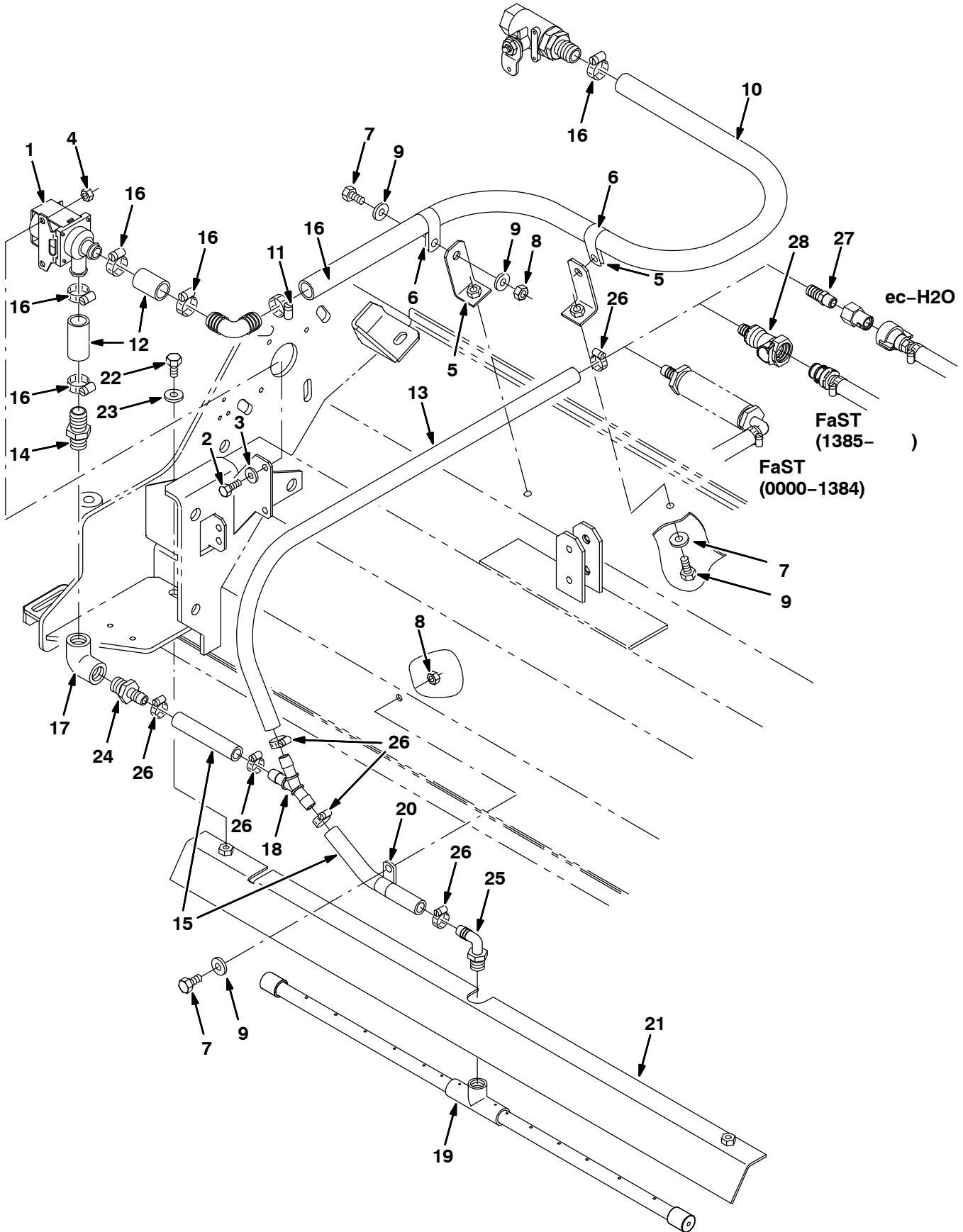


Fig. 29 – Max Pro 1000 (Cylindrical Brush) Solution Valve Group (FaST/ec-H2O)

Ref.	Part No.	Serial Number	Description	Qty.
1	84028	(0000-) Valve, Water	1
2	15678	(0000-) Screw, Hex, M06 X 1.0 X 16, Ss	2
3	01684	(0000-) Washer, Flt, .25 Ss	2
4	08712	(0000-) Nut, Hex, Lock, M06 X 1.0, NI, Ss	2
5	1056873	(0000-) Angle, Iron Gray	2
6	69234	(0000-) Clamp, Cable, Stl, 1.00d X 0.62w, 1h	2
7	15675	(0000-) Screw, Hex, M08 X 1.25 X 16, Ss	5
8	08709	(0000-) Nut, Hex, Lock, M08 X 1.25,NI	3
9	01685	(0000-) Washer, Flt, .31 Ss	7
10	1015045	(0000-) Hose, Afmkt, Pvc, Brd 0.75id 8 Ft	1
11	40566	(0000-) Fitting, Plstc, E90, Bm12/Bm12	3
12	1015048	(0000-) Hose, Afmkt, Pvc, Brd 0.75id 1 Ft	1
13	1011521	(0000-) Hose, Afmkt Replmt, Pvc, Brd 0.50id 2 Ft	1
14	78398	(0000-) Fitting, Plstc, Str, Bm12/Pm08, Nyl	1
15	1011403	(0000-) Hose, Afmkt Replmt, Pvc, Brd 0.50id 1 Ft	1
16	11399	(0000-) Clamp, Hose, Wormdrive, 0.81-1.50d	6
17	79572	(0000-) Fitting, Plstc, E90, Pf08/Pf08	1
18	1010668	(0000-) Fitting, Plstc, Y, Bm08/Bm08/Bm08 Nyl	1
19	1015097	(0000-) Tube Assy, Spray Bar 40" [7300/8300]	1
20	07471	(0000-) Clamp, Cable, Stl, 0.75d X 0.75w, 1h	1
21	1057531	(0000-) Bracket, Bar, Spray, 40.0 [7300/8300]	1
22	49826	(0000-) Screw, Hex, M8 X 1.25 X 16, Ss, NI	2
23	32492	(0000-) Washer, Flat, 0.38 Std	2
24	79273-4	(0000-) Fitting, Plstc, Str, Bm08/Pm08	1
25	64778	(0000-) Fitting, Plstc, E90, Bm08/Pm06	1
26	54333	(0000-) Clamp, Hose, Wormdrive, 0.31-0.88d	6
27	48610	(0000-) Fitting, Plstc, Str, Bm08/Pm04 (ec-H2O)	1
28	1017413	(1385-) Housing, Cplg, Qf / Pm08 (FaST)	1

Fig. 30 – Max Pro 1000 (Cylindrical Brush) Edge Scrub Group

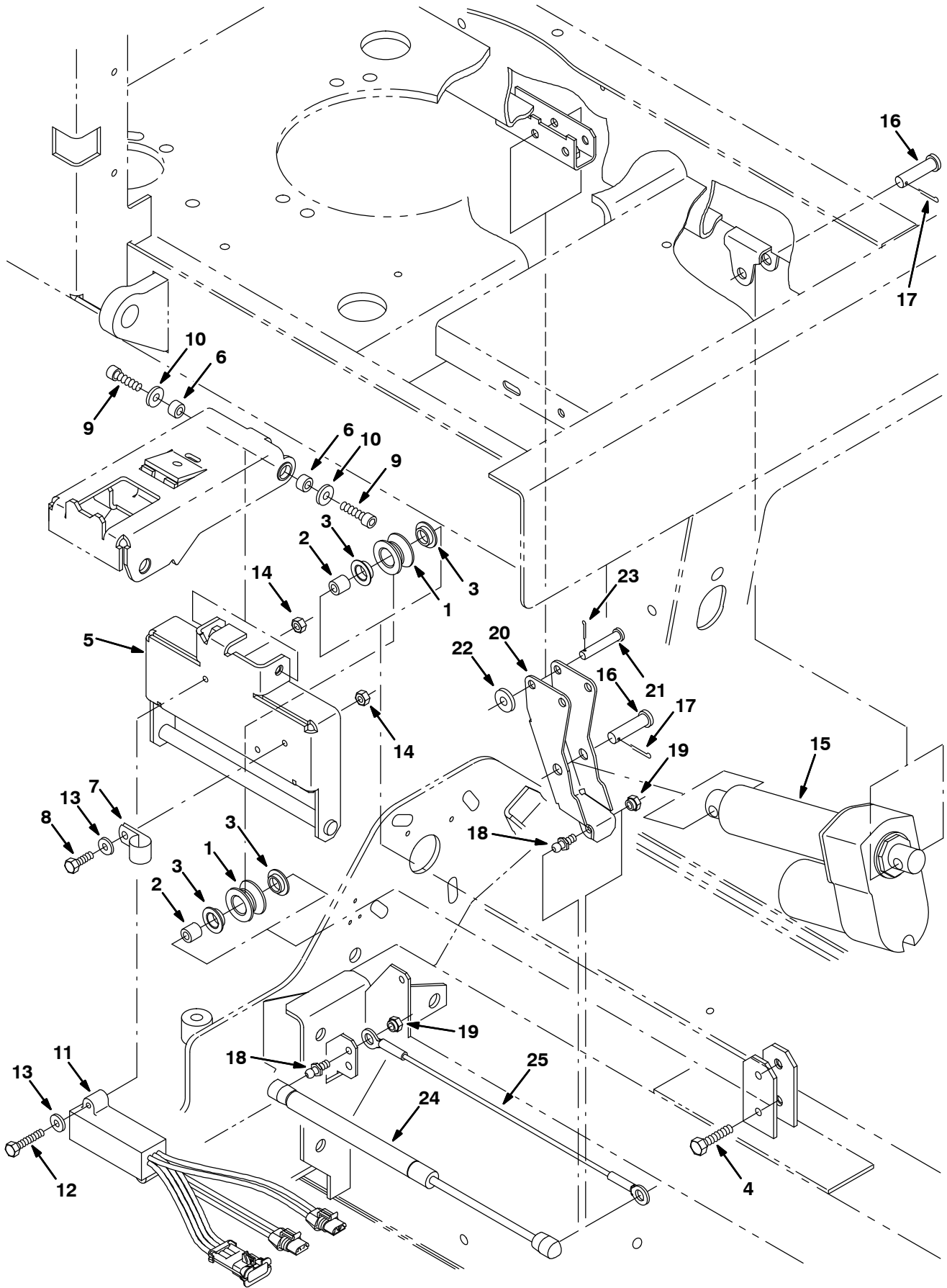


Fig. 30 – Max Pro 1000 (Cylindrical Brush) Edge Scrub Group

Ref.	Part No.	Serial Number	Description	Qty.
1	363120	(0000-) Roller	2
2	222277	(0000-) Sleeve	2
3	04843	(0000-) Bushing, Flng, 0.63b 0.72d 0.25l	4
4	222505	(0000-) Screw, Hex, M08 X 1.25 X 45, Ss	2
5	1056843	(0000-) Rail Wldt, Lift, Cyl Head, Iron Gray	1
6	222556	(0000-) Sleeve	2
7	67767	(0000-) Clamp, Cable, Stl, 0.69d X 0.62w, 1h	1
8	08716	(0000-) Screw, Hex, M06 X 1.0 X 20, Ss	1
9	39308	(0000-) Screw, Hex	2
10	01685	(0000-) Washer, Flt, .31 Ss	2
11	363237	(0000-) Shunt, 2Hd Mtrs, Scrub 515, Red	1
12	33930	(0000-) Screw, Hex, M06 X 1.0 X 40, Ss	2
13	01684	(0000-) Washer, Flt, .25 Ss	3
14	08712	(0000-) Nut, Hex, Lock, M06 X 1.0, NI, Ss	3
15	363152	(0000-) Actuator, 36vdc, 02.7stroke 500lb	1
16	51534	(0000-) Pin, Clevis, 0.50D X 2.00L	2
17	08182	(0000-) Pin, Cotter, .125 X 1.00	2
18	58494	(0000-) Stud, Ball, .39d .31-16, Gasspring	2
19	14725	(0000-) Nut, Retainer, .31-18	2
20	1056845	(0000-) Arm Wldt, Pivot, Side, Gray [7300/8300]	1
21	29584	(0000-) Pin, Clevis, 0.37 D X 2.00l	1
22	01686	(0000-) Washer, Flt, .38 Ss	1
23	39005	(0000-) Pin, Cotter, .094 X 0.75	1
24	364858	(0000-) Gasspring, 56lb, 6.3strk	1
25	364404	(0000-) Cable, .13d, 15.5l, .50eye /.50eye	1

Fig. 31 – Max Pro 1000 (Cylindrical Brush) Right Side Squeegee Group

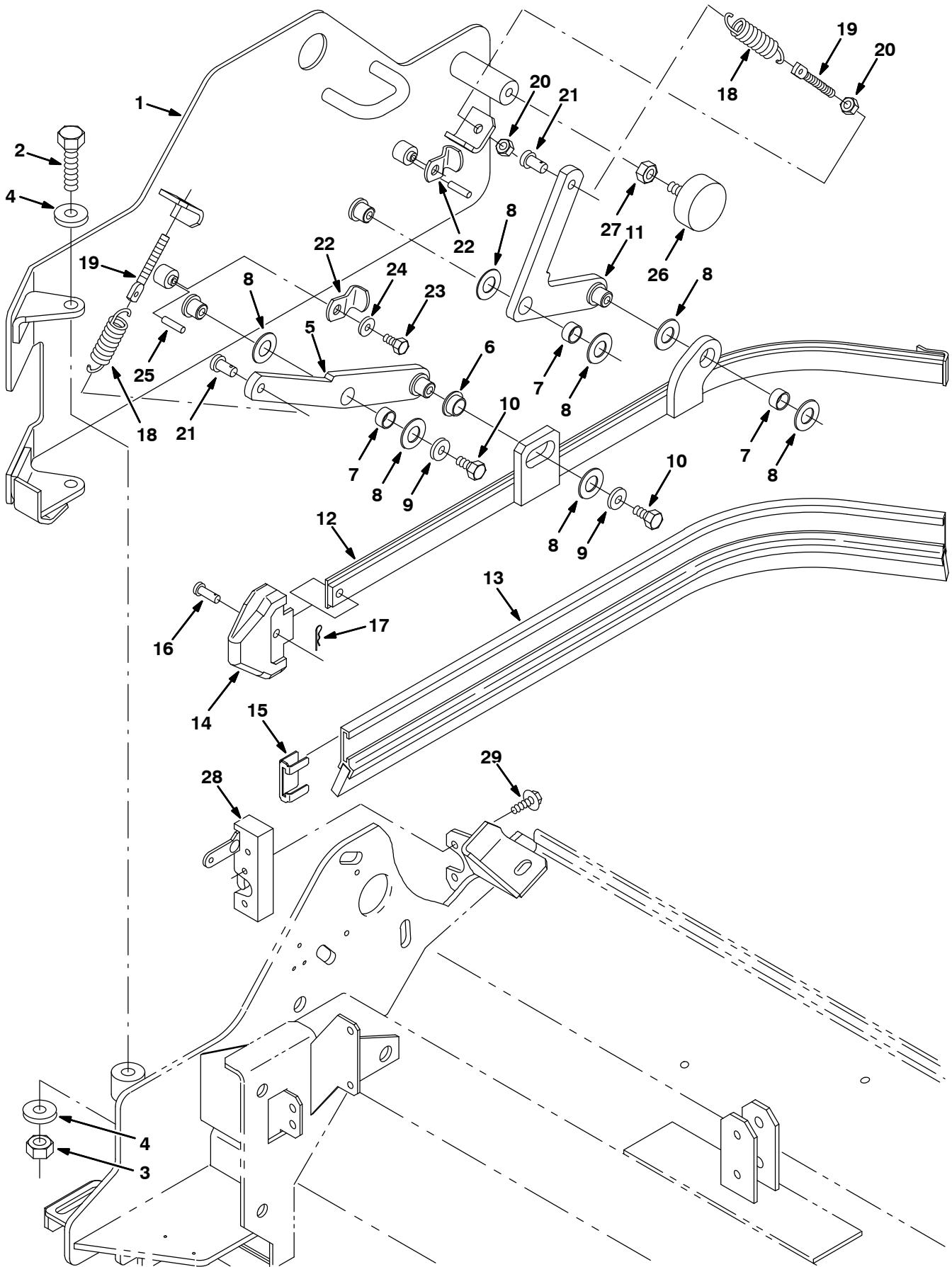


Fig. 31 – Max Pro 1000 (Cylindrical Brush) Right Side Squeegee Group

Ref.	Part No.	Serial Number	Description	Qty.
1	386495	(0000-0599) Guard Wldt, Rh	1
1	1056874	(0600-) Guard Wldt, Rh, Iron Gray	1
2	09774	(0000-) Screw, Hex, M12 X 1.75 X 50, Ss	2
3	09741	(0000-) Nut, Hex, Lock, M12 X 1.75, NI, Ss	2
4	33925	(0000-) Washer, Flat, M12, 13x24x2.5ss	4
5	386269	(0000-0599) Arm Wldt, Front, Rh	1
5	1056491	(0600-) Arm Wldt, Front, Rh, Iron Gray	1
6	25735	(0000-) Bushing, Flng, 0.63b 0.75d 0.38l	1
7	71607	(0000-) Bushing, Sleeve, 0.63b 0.72d 0.38l	3
8	64425	(0000-) Washer, Thrust, 0.61b 1.25d .06, Fgl	7
9	01686	(0000-) Washer, Flt, .38 Ss	4
10	386868	(0000-) Screw, Hex, M08x1.25 X12, Ss	4
11	386268	(0000-0599) Arm Wldt, Rear, Rh	1
11	1056490	(0600-) Arm Wldt, Rear, Rh, Iron Gray	1
12	386263	(0000-) Frame Wldt, Sqge, Side, Rh	1
13	386260	(0000-) Squeegee, Side	1
14	386986	(0000-) Guide, Point, Side Sqge	1
15	86759	(0000-) Retainer, Sqge	1
16	386987	(0000-) Pin, Clevis, 0.31d 0.88l	1
17	08085	(0000-) Pin, Hair Cotter, 0.31 D .058 Wir	1
18	87816	(0000-) Spring, Extn, 0.75od X 0.09wir, 2.5l	2
19	386088	(0000-) Bolt, Eye, M8 X 1.25, 2.75l	2
20	07786	(0000-) Nut, Hex, Std, M08 X 1.25, Ss	4
21	41305	(0000-) Pin, Clevis, 0.37 D X 0.75l	2
22	1056875	(0000-) Arm, Latch, Iron Gray	2
23	09744	(0000-) Screw, Hex, M06 X 1.0 X 12, Ss	2
24	01684	(0000-) Washer, Flt, .25 Ss	2
25	17404	(0000-) Pin, Roll, .250 D X 0.75l, .250/.256	2
26	70756	(0000-) Bumper, Rbr, 2.0d 0.75t .38-16	1
27	01692	(0000-) Nut, Hex, Std, .38-16, Ss	1
28	72439	(0000-) Latch	1
29	16949	(0000-) Screw, Hex, .25-20 X 0.75, Sems	4

Fig. 32 - Max Pro 1000 (Cylindrical Brush) Left Side Squeegee Group

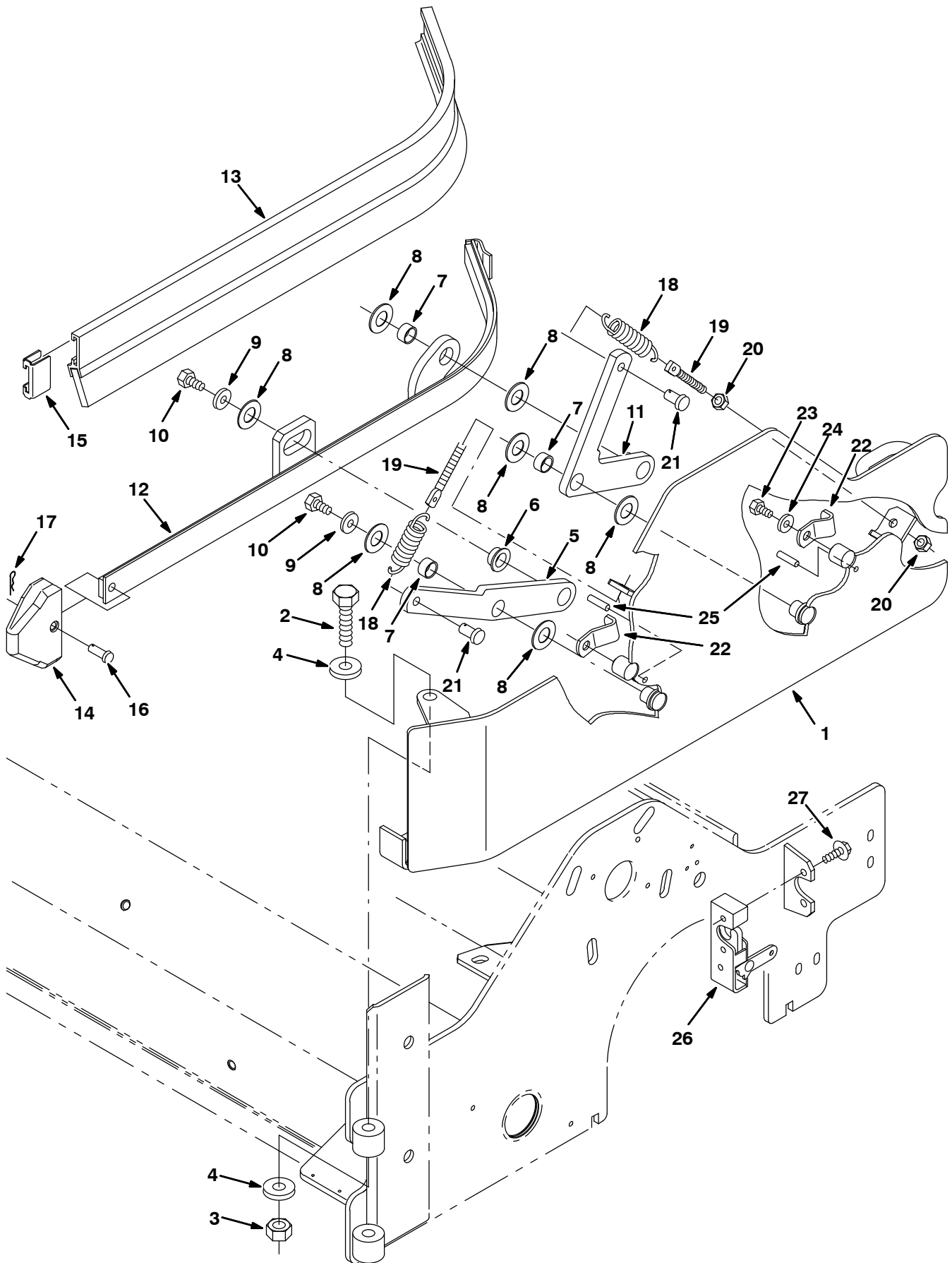


Fig. 32 – Max Pro 1000 (Cylindrical Brush) Left Side Squeegee Group

Ref.	Part No.	Serial Number	Description	Qty.
1	386496	(0000-0599) Guard Wldt, Lh	1
1	1056495	(0600-) Guard Wldt, Lh, Iron Gray	1
2	09774	(0000-) Screw, Hex, M12 X 1.75 X 50, Ss	2
3	09741	(0000-) Nut, Hex, Lock, M12 X 1.75,NI, Ss	2
4	33925	(0000-) Washer, Flat, M12, 13x24x2.5ss	4
5	386276	(0000-0599) Arm Wldt, Front, Lh	1
5	1056493	(0600-) Arm Wldt, Front, Lh, Iron Gray	1
6	25735	(0000-) Bushing, Flng, 0.63b 0.75d 0.38l	1
7	71607	(0000-) Bushing, Sleeve, 0.63b 0.72d 0.38l	3
8	64425	(0000-) Washer, Thrust, 0.61b 1.25d .06, Fgl	7
9	01686	(0000-) Washer, Flt, .38 Ss	4
10	386868	(0000-) Screw, Hex, M08x1.25 X12,Ss	4
11	386275	(0000-0599) Arm Wldt, Rear, Lh	1
11	1056492	(0600-) Arm Wldt, Rear, Lh, Iron Gray	1
12	386262	(0000-) Frame Wldt, Sqge, Side, Lh	1
13	386260	(0000-) Squeegee, Side	1
14	386986	(0000-) Guide, Point, Side Sqge	1
15	86759	(0000-) Retainer, Sqge	1
16	386987	(0000-) Pin, Clevis, 0.31d 0.88l	1
17	08085	(0000-) Pin, Hair Cotter, 0.31 D .058 Wir	1
18	87816	(0000-) Spring, Extn, 0.75od X 0.09wir, 2.5l	2
19	386088	(0000-) Bolt, Eye, M8 X 1.25, 2.75l	2
20	07786	(0000-) Nut, Hex, Std, M08 X 1.25, Ss	4
21	41305	(0000-) Pin, Clevis, 0.37 D X 0.75l	2
22	1056875	(0000-) Arm, Latch, Iron Gray	2
23	09744	(0000-) Screw, Hex, M06 X 1.0 X 12, Ss	2
24	01684	(0000-) Washer, Flt, .25 Ss	2
25	17404	(0000-) Pin, Roll, .250 D X 0.75l, .250/.256	2
26	59661	(0000-) Latch	1
27	16949	(0000-) Screw, Hex, .25-20 X 0.75, Sems	4

Fig. 33 – Max Pro 1000 (Cylindrical Brush) Vacuumized Debris Tray Group

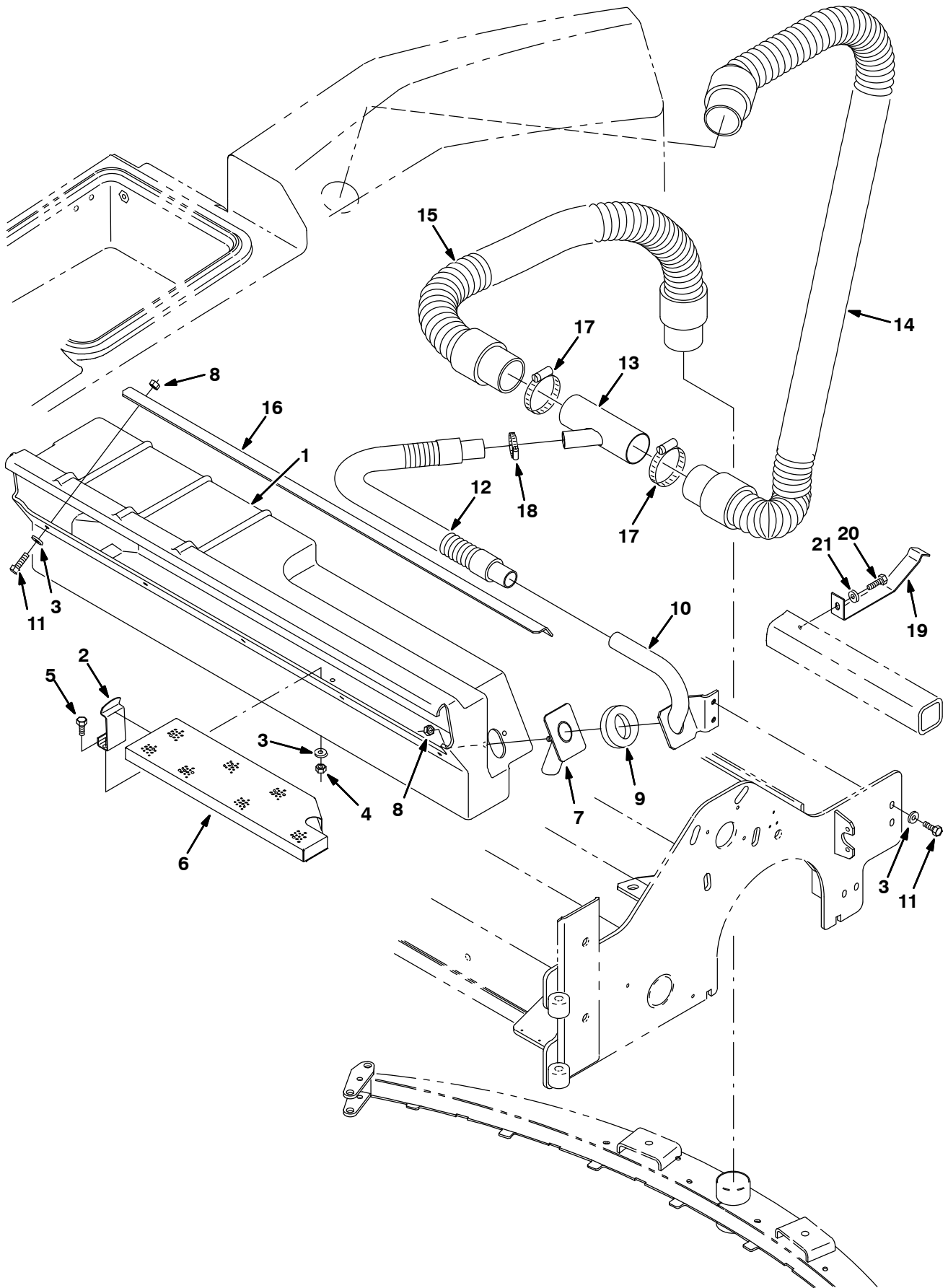


Fig. 33 – Max Pro 1000 (Cylindrical Brush) Vacuumized Debris Tray Group

Ref.	Part No.	Serial Number	Description	Qty.
1	386282	(0000–) Tray, Debris, 40.0l	1
2	87244	(0000–) Clip, Spring, Prop Arm	1
3	01684	(0000–) Washer, Flt, .25 Ss	14
4	08712	(0000–) Nut, Hex, Lock, M06 X 1.0, NI, Ss	2
5	09744	(0000–) Screw, Hex, M06 X 1.0 X 12, Ss	2
6	386500	(0000–) Screen Wldt	1
7	1057520	(0000–) Tube Wldt, Vacuum, Scrbr Head, Iron Gray	1
8	08712	(0000–) Nut, Hex, Lock, M06 X 1.0, NI, Ss	7
9	386504	(0000–) Gasket, Foam	1
10	1057521	(0000–) Tube Wldt, Upper, Iron Gray	1
11	08716	(0000–) Screw, Hex, M06 X 1.0 X 20, Ss	7
12	222788	(0000–Nov2003) Hose Assy, W/2cuff, 1.0d, 23l	1
12	387517	(Nov2003–) Hose Assy, W/2cuff, 1.0d, 41l	1
13	386518	(0000–) Tube Wldt	1
14	386514	(0000–Nov2003) Hose, Vacuum, 58.5l	1
14	1005133	(Nov2003–) Hose Assy, W/2cuff, 2.0d 75l	1
15	387256	(0000–Nov2003) Hose, Vacuum, 35.0l	1
15	1005135	(Nov2003–) Hose Assy, W/2cuff, 2.0d 26l	1
16	1057526	(0000–) Angle, Iron Gray	1
17	14432	(0000–) Clamp, Hose, Wormdrive, 1.81–2.75d	2
18	11399	(0000–) Clamp, Hose, Wormdrive, 0.81–1.50d	1
19	1002464	(Nov2003–) Bracket, Tube , Tee	1
20	361339	(Nov2003–) Screw, Hex, M 6 X 1.0 X 16, Fmg	1
21	32483	(Nov2003–) Washer, Flat, 0.25 Sae	1

Fig. 34 – Max Pro 1000 (Cylindrical Brush) Debris Tray Group

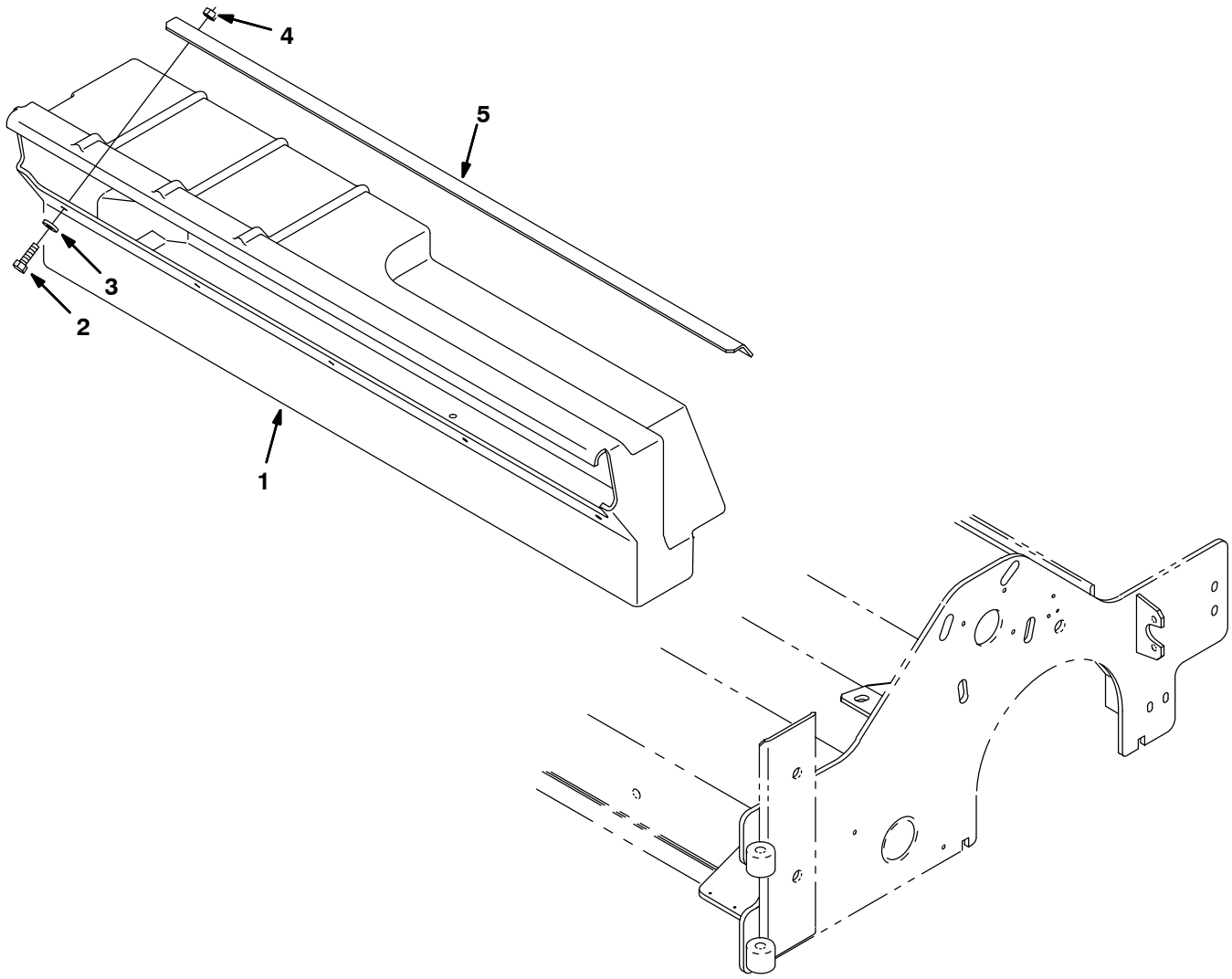


Fig. 34 – Max Pro 1000 (Cylindrical Brush) Debris Tray Group

Ref.	Part No.	Serial Number	Description	Qty.
1	387671	(0000–) Tray, Debris, 40L, W/Holes	1
2	08716	(0000–) Screw, Hex, M6X1.0X20, Ss	5
3	01684	(0000–) Washer, Flat, 0.25 Ss	5
4	08712	(0000–) Nut, Hex, Lock, M6X1.0, Ss, NI	5
5	1057526	(0000–) Angle, Iron Gray	1

Fig. 35 - Max Pro 1200 (Cylindrical Brush) Scrub Head Frame and Linkage Group

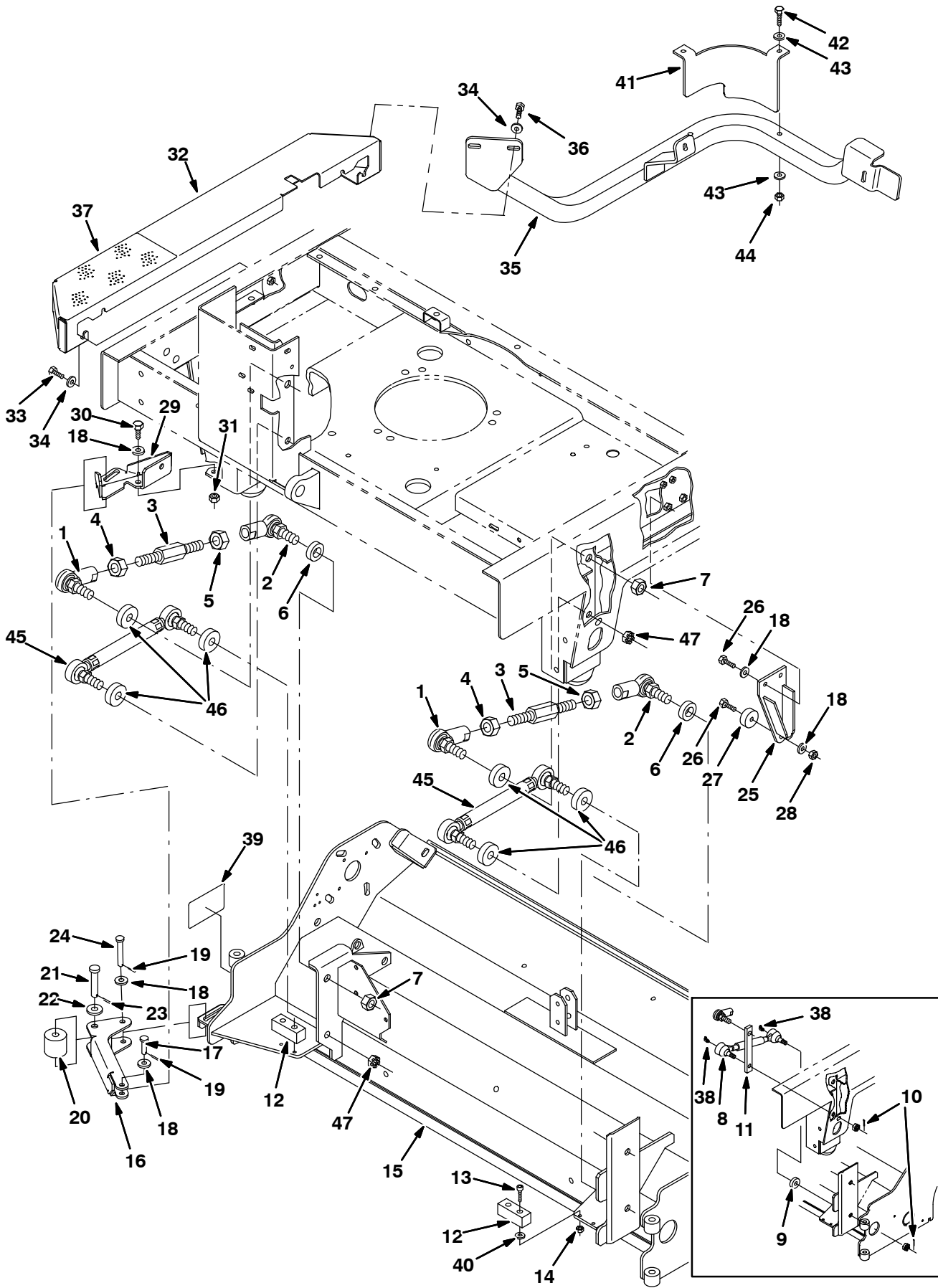


Fig. 35 – Max Pro 1200 (Cylindrical Brush) Scrub Head Frame and Linkage Group

Ref.	Part No.	Serial Number	Description	Qty.	
1	77275	(0000-) Rod-End, .62-18rh Fem 0.50-18stud	2	
2	386070	(0000-) Rod-End, .625-18, Lh	2	
3	386071	(0000-) Rod, Link	2	
4	77276	(0000-) Nut, Hex, Jam, .62-18, Ss	2	
5	77277	(0000-) Nut, Hex, Jam, .62-18, Ss, Lh	2	
6	386081	(0000-) Spacer, Rod-End	2	
7	40814	(0000-) Nut, Hex, Lock, .62-18, NI, Thin	4	
8	363113	(0000-1345) Link Wldt, Head, Drag (Replaced by 9005751)	2	
9	14524	(0000-1345) Spacer, Washer	2	
10	08346	(0000-1345) Pin, Cotter, .125 X 0.75	4	
11	386844	(0000-1345) Spacer, Plate	2	
12	386865	(0000-) Bumper	2	
13	24198	(0000-) Screw, Pan, M05 X 0.8 X 25, Ss	4	
14	09739	(0000-) Nut, Hex, Lock, M05 X 0.8, NI, Ss	4	
15	1056903	(0000-) Housing Wldt, Brush, Iron Gray	1	
16	1001099	(0000-0599) Guard, Kick In, Scb Head	1	
16	1056390	(0600-) Guard, Kick In, Scb Head, Iron Gray	1	
17	29557	(0000-) Pin, Clevis, 0.37 D X 1.31l	1	
18	01686	(0000-) Washer, Flt, .38 Ss	7	
19	39005	(0000-) Pin, Cotter, .094 X 0.75	2	
20	72946	(0000-) Roller	1	
21	06279	(0000-) Pin, Clevis, 0.50 D X 2.50l	1	
22	32493	(0000-) Washer, Flt, .50 Std	1	
23	08182	(0000-) Pin, Cotter, .125 X 1.00	1	
24	365180	(0000-) Pin, Clevis, 0.38 D X 2.50l	1	
25	1056494	(0000-) Plate Wldt, Stop, Iron Gray	2	
26	09010	(0000-) Screw, Hex, M08 X 1.25 X 25, Ss	3	
27	15023	(0000-) Bumper, Pye	1	
28	08713	(0000-) Nut, Hex, Lock, M08 X 1.25, NI, Ss	1	
29	386876	(0000-0599) Bracket, Adaptor, Mtg, Kick In, Frame	1	
29	1056505	(0600-) Bracket, Adapter, Mtg, Kick In, Frame	1	
30	09028	(0000-) Screw, Hex, M10 X 1.5 X 25, Ss	1	
31	08714	(0000-) Nut, Hex, Lock, M10 X 1.5, NI, Ss	1	
32	386827	(0000-0599) Bumper, Side, Scb Head, Wide	1	
32	1056681	(0600-) Bumper, Side, Scb Head, Wide, Iron Gray	1	
33	09740	(0000-) Screw, Hex, M08 X 1.25 X 20, Ss	4	
34	01685	(0000-) Screw, Hex, M08 X 1.25 X 20, Ss	8	
35	387245	(0000-0599) Guard Wldt, Sqge (MP 20)	1	
35	1056517	(0600-) Guard Wldt, Sqge, Rear, Gray	1	
36	09010	(0000-) Screw, Hex, M08 X 1.25 X 25, Ss	4	
37	387080	(0000-) Tread, Floor, 12.5 X 5.75	1	
38	09718	(0000-1345) Fitting, Grease, E90 Pm04 .75L	4	
39	365156	(0000-) Label Set, Info/Hzrd, [Max Pro]	1	
40	13248	(0000-) Washer, 0.40B 1.12D .12, Stl, Pl	4	
▽	374250	(0000-0599) Guard Kit, Sqge, Rear, Ci [7300/8300]	1	
▲	41	1007486	(0000-0599) Guard, Bumper	1
▲	42	39278	(0000-0599) Screw, Hex, M8 X 1.25 X 50, 8.8	2
▲	43	08713	(0000-0599) Nut, Hex, Lock, M8 X 1.25, NI, Ss	2
▲	44	32491	(0000-0599) Washer, Flat, 0.31, Std	4
▽	9006924	(0600-) Guard Kit, Sqge, Rear, Iron Gray, Ci	1	
▲	41	1057073	(0600-) Guard, Bumper	1
▲	42	39278	(0600-) Screw, Hex, M8 X 1.25 X 50, 8.8	2
▲	43	08713	(0600-) Nut, Hex, Lock, M8 X 1.25, NI, Ss	2
▲	44	32491	(0600-) Washer, Flat, 0.31, Std	4
45	1050193	(1346-) Link Assy, Rod-End, .63-18	2	
46	386081	(1346-) Tube, 0.69ld 1.25Od 00.4L, Blk, Rod-End	6	
47	40814	(1346-) Nut, Hex, Lock, .62-18, NI, Thin	4	

Fig. 36 – Max Pro 1200 (Cylindrical Brush) Scrub Head Drive Group

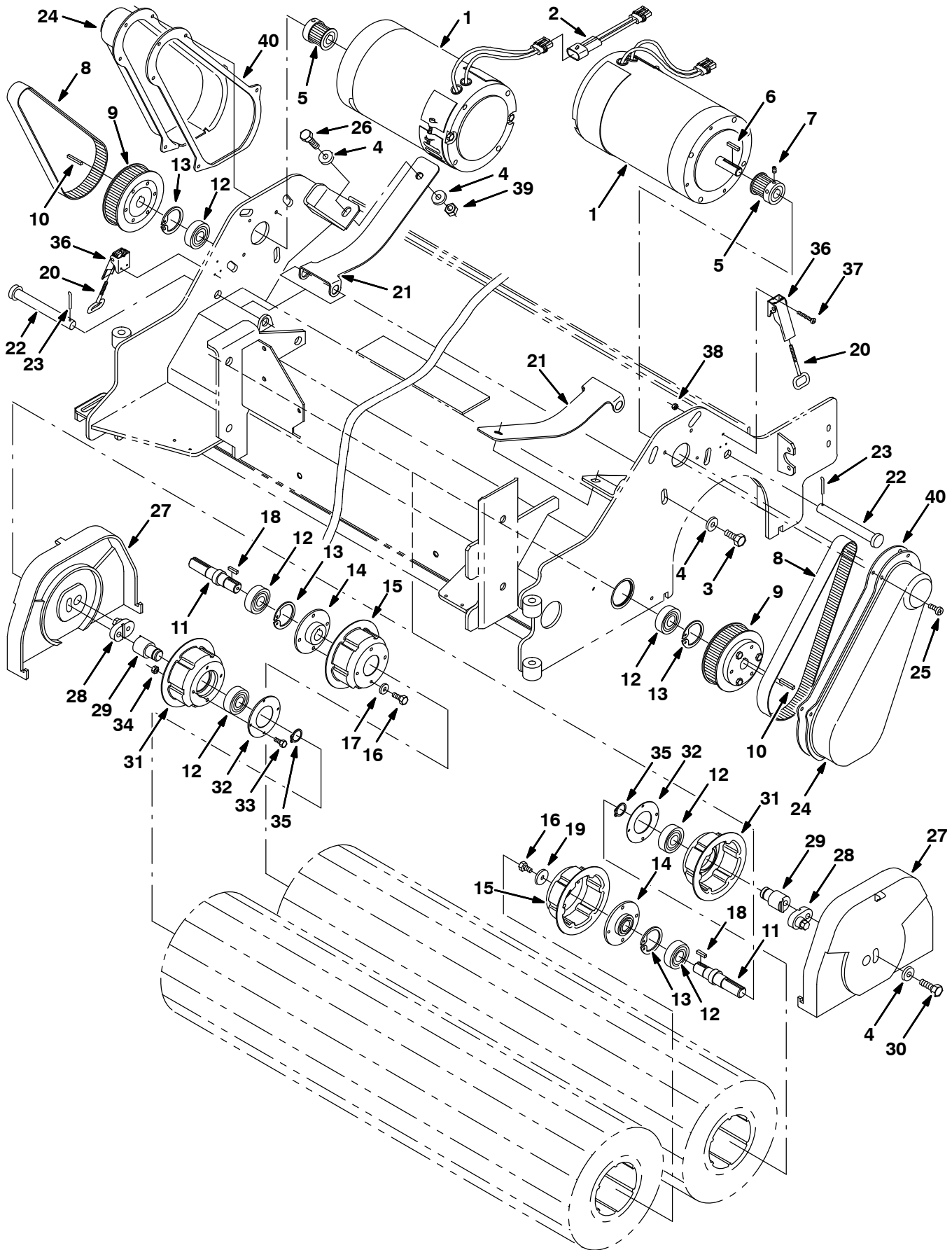


Fig. 36 – Max Pro 1200 (Cylindrical Brush) Scrub Head Drive Group

Ref.	Part No.	Serial Number	Description	Qty.	
1	386050	(0000-0520)	Motor, Ele, 36vdc 1500rpm 1.5hp (See Breakdown) (Repl By 377398)	2	
▽	1	377398	(0521-)	Motor, Ele, 36vdc 1.50hp 1500rpm 43.0a	2
▲	621478	(0521-)	Brush, Carbon	2	
2	363468	(0000-)	Wire Assy, Jumper Reverse, [515]	1	
3	09291	(0000-)	Screw, Hex, M10 X 1.5 X 20, Ss	8	
4	01686	(0000-)	Washer, Flt, .38 Ss	14	
5	83052	(0000-)	Sprocket, Timing, 23tooth, 0.625b	2	
6	00912	(0000-)	Key, Sq, 0.19 X 0.19, 01.00l	2	
7	39327	(0000-)	Screw, Set, Soc, .25-20 X 0.31, Al	4	
8	386053	(0000-)	Belt, Drive (Cylindrical Brush)	2	
9	375301	(0000-)	Sprocket, Timing, 4.261pd, 68 Grv, Pl	2	
10	00918	(0000-)	Key, Sq, 0.19 X 0.19, 01.25l	2	
11	386058	(0000-)	Shaft, Drive, Brush	2	
12	46390	(0000-)	Bearing, Ball, 0.79b 1.85d 0.55w	6	
13	10464	(0000-)	Ring, Retaining, Int, 1.85d, Basic	4	
14	1056846	(0000-)	Hub Wldt, Drive, Brush, Iron Gray	2	
15	1056847	(0000-)	Plug, Drive, Brush, Spl, Iron Gray	2	
16	15678	(0000-)	Screw, Hex, M06 X 1.0 X 16, Ss	10	
17	01684	(0000-)	Washer, Flt, .25 Ss	8	
18	00911	(0000-)	Key, Sq, 0.19 X 0.19, 00.75l	2	
19	386063	(0000-)	Washer, 0.25b 1.12d .12, Ss	2	
20	386274	(0000-)	Hook Wldt, Latch	2	
21	1057089	(0000-)	Spring, Motor, Iron Gray	2	
22	386072	(0000-)	Pin, Clevis, .625 Dia X 5.25l	2	
23	02942	(0000-)	Pin, Hair Cotter, 0.62 D .120 Wir	2	
24	386066	(0000-)	Cover, Drive	2	
25	48732	(0000-)	Screw, Pan, M06 X 1.0 X 10, Ss	10	
26	12317	(0000-)	Screw, Hex, M10 X 1.5 X 30, Ss	2	
27	386080	(0000-)	Cover, Idler	2	
28	386841	(0000-)	Cam, Front	2	
29	386842	(0000-)	Cam, Rear	2	
30	12317	(0000-)	Screw, Hex, M10 X 1.5 X 30, Ss	2	
31	1057512	(0000-)	Plug, Drive, Brush, Spl, Iron Gray	2	
32	1056838	(0000-)	Retainer, Brg, Iron Gray	2	
33	09738	(0000-)	Screw, Hex, M05 X 0.8 X 12, Ss	8	
34	06549	(0000-)	Nut, Hex, Lock, M05 X 0.8, NI	8	
35	26428	(0000-)	Ring, Retaining, Ext, 0.75d, Hd	2	
36	386257	(0000-)	Latch	2	
37	09198	(0000-)	Screw, Pan, M04 X 0.7 X 35, Ss	6	
38	33932	(0000-)	Nut, Hex, Lock, M04 X 0.7, NI, Ss	6	
39	08714	(0000-)	Nut, Hex, Lock, M10 X 1.5, NI, SS	2	
40	1001062	(0000-)	Gasket, Cover	2	

Fig. 37 – Max Pro 1200 (Cylindrical Brush) Solution Valve Group

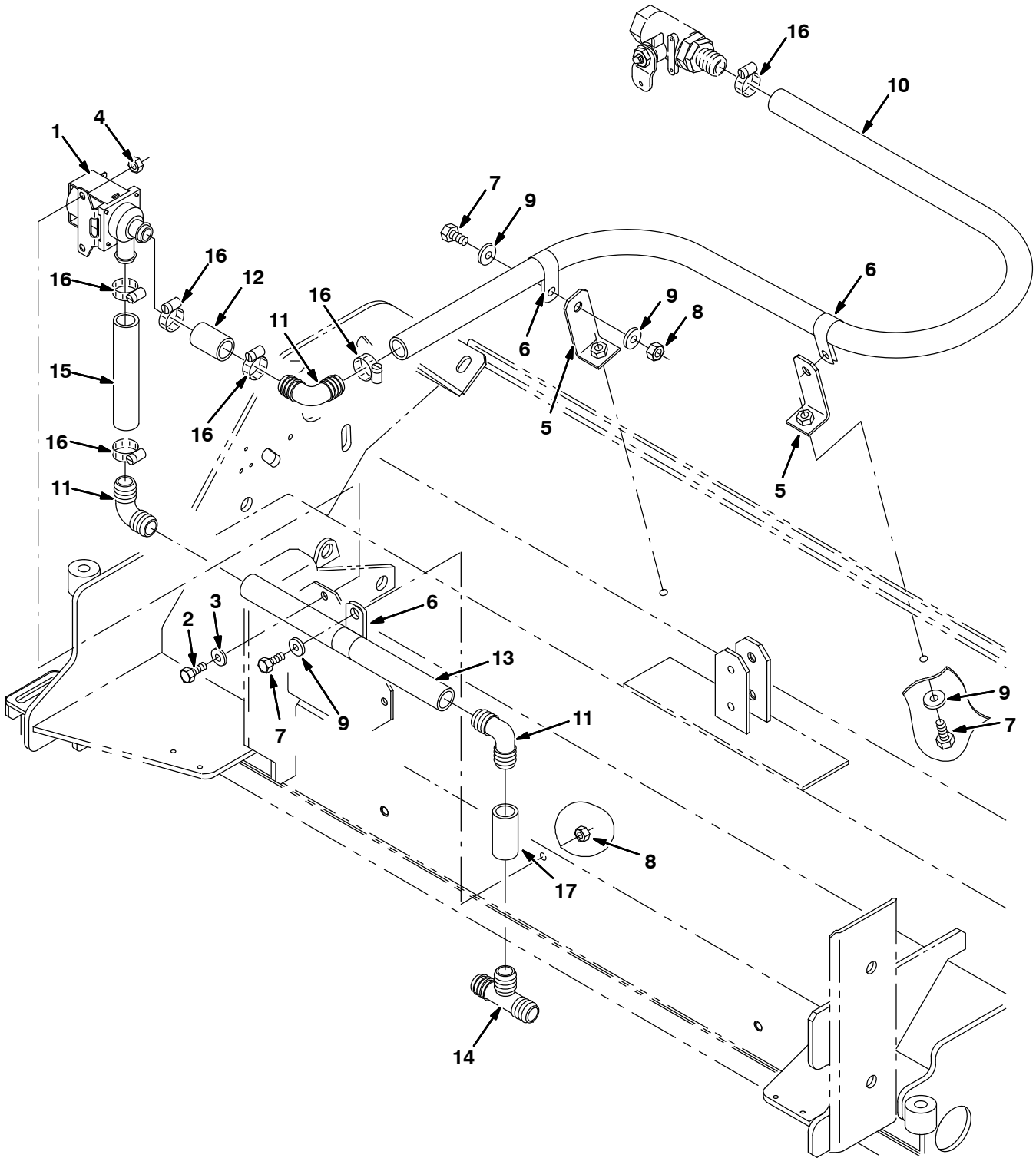


Fig. 37 – Max Pro 1200 (Cylindrical Brush) Solution Valve Group

Ref.	Part No.	Serial Number	Description	Qty.
1	84028	(0000–) Valve, Water	1
2	15678	(0000–) Screw, Hex, M06 X 1.0 X 16, Ss	2
3	01684	(0000–) Washer, Flt, .25 Ss	2
4	08712	(0000–) Nut, Hex, Lock, M06 X 1.0, NI, Ss	2
5	1056873	(0000–) Angle, Iron Gray	2
6	69234	(0000–) Clamp, Cable, Stl, 1.00d X 0.62w, 1h	3
7	15675	(0000–) Screw, Hex, M08 X 1.25 X 16, Ss	7
8	08709	(0000–) Nut, Hex, Lock, M08 X 1.25,NI	5
9	01685	(0000–) Washer, Flt, .31 Ss	9
10	73474	(0000–) Hose, Pvc, Brd, 0.75id 1.00od 44.50l	1
11	40566	(0000–) Fitting, Plstc, E90, Bm12/Bm12	3
12	364899	(0000–) Hose, Pvc, Brd, 0.75id 1.03od 01.50l	1
13	364896	(0000–) Hose, Pvc, Brd, 0.75id 1.03od 11.00l	1
14	41315	(0000–) Fitting, Plstc, Tee, Bm12/Bm12/Bm12	1
15	364895	(0000–) Hose, Pvc, Brd, 0.75id 1.03od 05.00l	1
16	11399	(0000–) Clamp, Hose, Wormdrive, 0.81–1.50d	6
17	16914	(0000–) Hose, Pvc, Brd, 0.75id 1.00od 2.00l	1

Fig. 38 – Max Pro 1200 (Cylindrical Brush) Solution Valve Group (FaST/ec-H2O)

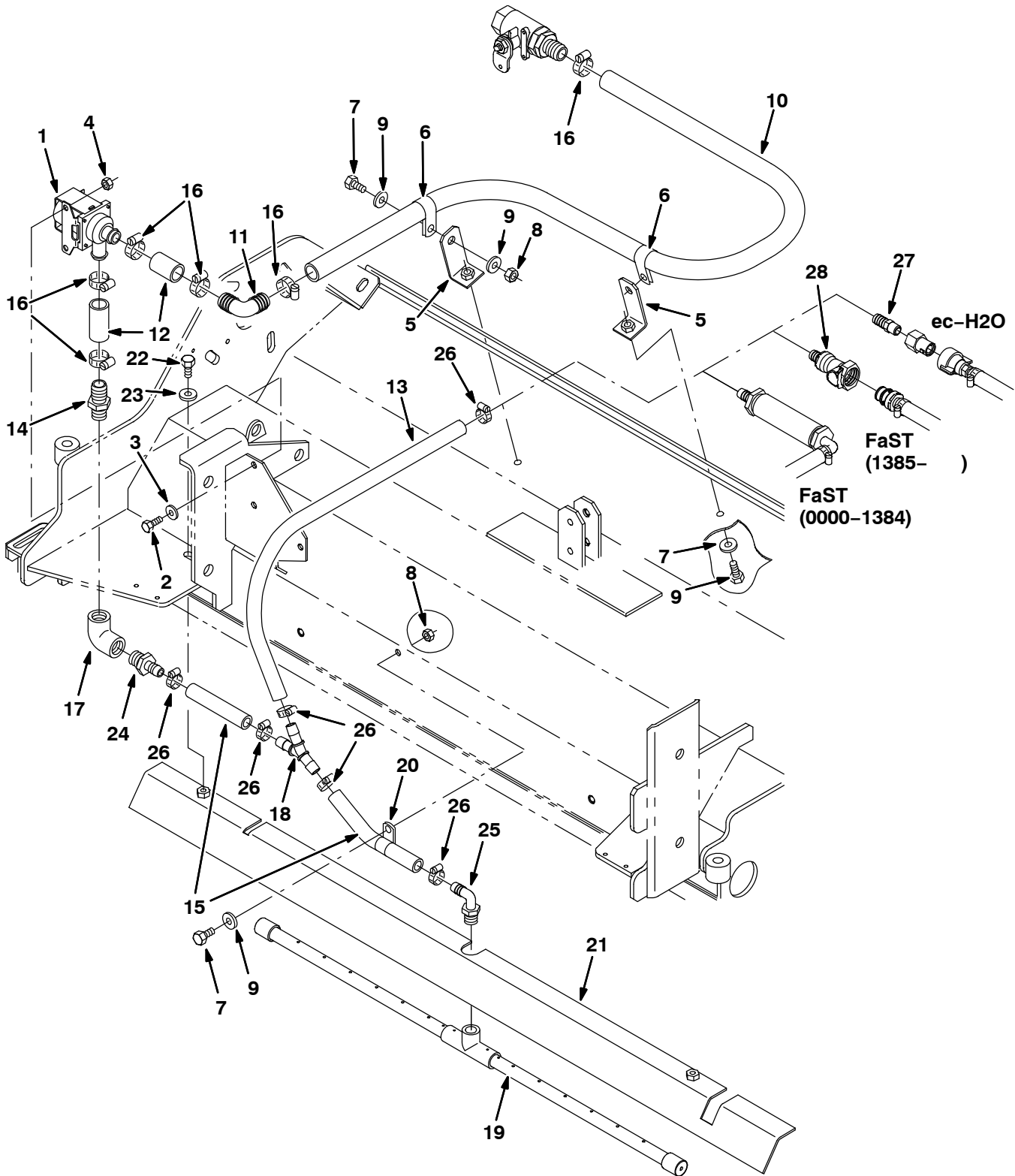


Fig. 38 – Max Pro 1200 (Cylindrical Brush) Solution Valve Group (FaST/ec-H2O)

Ref.	Part No.	Serial Number	Description	Qty.
1	84028	(0000-) Valve, Water	1
2	15678	(0000-) Screw, Hex, M06 X 1.0 X 16, Ss	2
3	01684	(0000-) Washer, Flt, .25 Ss	2
4	08712	(0000-) Nut, Hex, Lock, M06 X 1.0, NI, Ss	2
5	1056873	(0000-) Angle, Iron Gray	2
6	69234	(0000-) Clamp, Cable, Stl, 1.00d X 0.62w, 1h	2
7	15675	(0000-) Screw, Hex, M08 X 1.25 X 16, Ss	5
8	08709	(0000-) Nut, Hex, Lock, M08 X 1.25,NI	3
9	01685	(0000-) Washer, Flt, .31 Ss	7
10	1015045	(0000-) Hose, Afmkt, Pvc, Brd 0.75id 8 Ft	1
11	40566	(0000-) Fitting, Plstc, E90, Bm12/Bm12	3
12	1015048	(0000-) Hose, Afmkt, Pvc, Brd 0.75id 1 Ft	1
13	1011521	(0000-) Hose, Afmkt Replmt, Pvc, Brd 0.50id 2 Ft	1
14	78398	(0000-) Fitting, Plstc, Str, Bm12/Pm08, Nyl	1
15	1011403	(0000-) Hose, Afmkt Replmt, Pvc, Brd 0.50id 1 Ft	1
16	11399	(0000-) Clamp, Hose, Wormdrive, 0.81-1.50d	6
17	79572	(0000-) Fitting, Plstc, E90, Pf08/Pf08	1
18	1010668	(0000-) Fitting, Plstc, Y, Bm08/Bm08/Bm08 Nyl	1
19	1010832	(0000-) Bar Assy, Spray [7300/8300]	1
20	07471	(0000-) Clamp, Cable, Stl, 0.75d X 0.75w, 1h	1
21	1057530	(0000-) Bracket, Bar, Spray, 48.0 [7300/8300]	1
22	49826	(0000-) Screw, Hex, M8 X 1.25 X 16, Ss, NI	2
23	32492	(0000-) Washer, Flat, 0.38 Std	2
24	79273-4	(0000-) Fitting, Plstc, Str, Bm08/Pm08	1
25	64778	(0000-) Fitting, Plstc, E90, Bm08/Pm06	1
26	54333	(0000-) Clamp, Hose, Wormdrive, 0.31-0.88d	6
27	48610	(0000-) Fitting, Plstc, Str, Bm08/Pm04 (ec-H2O)	1
28	1017413	(1385-) Housing, Cplg, Qf / Pm08 (FaST)	1

Fig. 39 – Max Pro 1200 (Cylindrical Brush) Edge Scrub Group

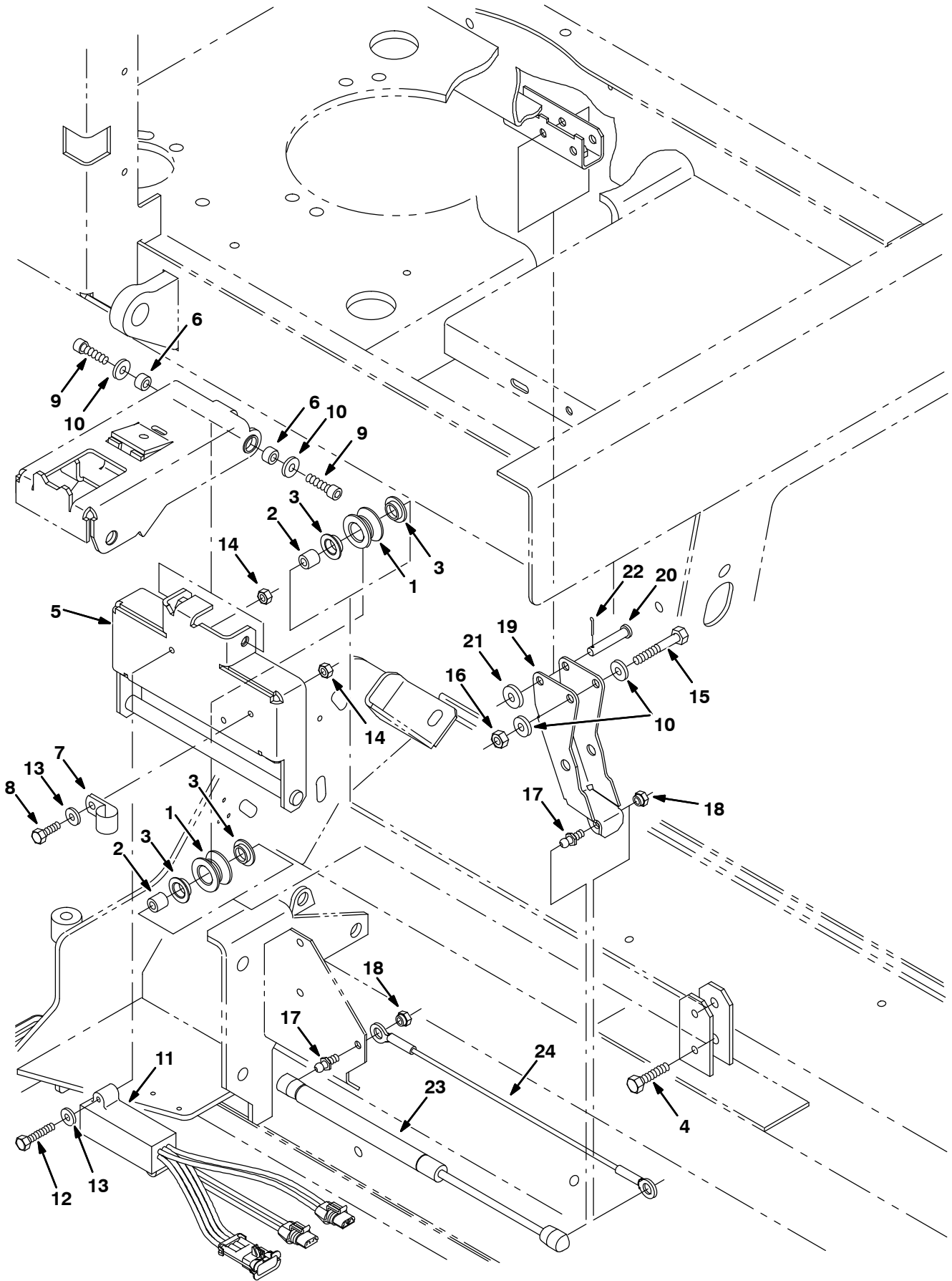


Fig. 39 – Max Pro 1200 (Cylindrical Brush) Edge Scrub Group

Ref.	Part No.	Serial Number	Description	Qty.
1	363120	(0000-) Roller	2
2	222277	(0000-) Sleeve	2
3	04843	(0000-) Bushing, Flng, 0.63b 0.72d 0.25l	4
4	222505	(0000-) Screw, Hex, M08 X 1.25 X 45, Ss	2
5	1056843	(0000-) Rail Wldt, Lift, Cyl Head, Iron Gray	1
6	222556	(0000-) Sleeve	2
7	67767	(0000-) Clamp, Cable, Stl, 0.69d X 0.62w, 1h	1
8	08716	(0000-) Screw, Hex, M06 X 1.0 X 20, Ss	1
9	39308	(0000-) Screw, Soc, M08 X 1.25 X 25, 12.9	2
10	01685	(0000-) Washer, Flt, .31 Ss	4
11	363237	(0000-) Shunt, 2Hd Mtrs, Scrub 515, Red	1
12	33930	(0000-) Screw, Hex, M06 X 1.0 X 40, Ss	2
13	01684	(0000-) Washer, Flt, .25 Ss	3
14	08712	(0000-) Nut, Hex, Lock, M06 X 1.0, NI, Ss	3
15	77270	(0000-) Screw, Hex, M08 X 1.25 X 60, Ss	1
16	08713	(0000-) Nut, Hex, Lock, M08 X 1.25, NI, Ss	1
17	58494	(0000-) Stud, Ball, .39d .31-16, Gasspring	2
18	14725	(0000-) Nut, Retainer, .31-18	2
19	1056845	(0000-) Arm Wldt, Pivot, Side, Gray [7300/8300]	1
20	29584	(0000-) Pin, Clevis, 0.37 D X 2.00l	1
21	01686	(0000-) Washer, Flt, .38 Ss	1
22	39005	(0000-) Pin, Cotter, .094 X 0.75	1
23	364858	(0000-) Gasspring, 56lb, 6.3strk	1
24	364404	(0000-) Cable, .13d, 15.5l, .50eye /.50eye	1

Fig. 40 – Max Pro 1200 (Cylindrical Brush) Right Side Squeegee Group

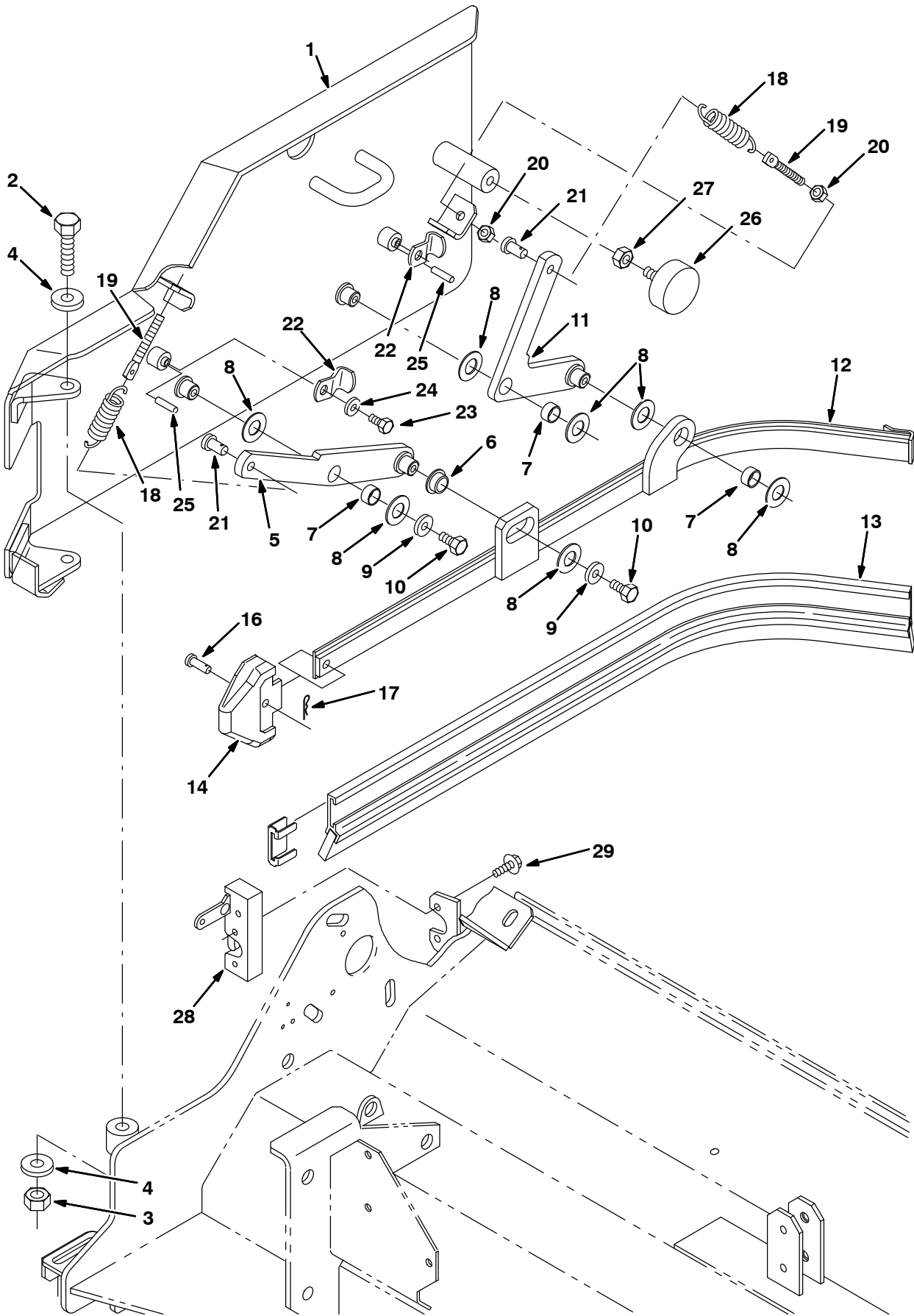


Fig. 40 – Max Pro 1200 (Cylindrical Brush) Right Side Squeegee Group

Ref.	Part No.	Serial Number	Description	Qty.
1	387271	(0000-0599) Guard Wldt, Rh, [Mp1200]	1
1	1056800	(0600-) Guard Wldt, Rh, Iron Gray	1
2	09774	(0000-) Screw, Hex, M12 X 1.75 X 50, Ss	2
3	09741	(0000-) Nut, Hex, Lock, M12 X 1.75, NI, Ss	2
4	33925	(0000-) Washer, Flat, M12, 13x24x2.5ss	4
5	386269	(0000-0599) Arm Wldt, Front, Rh	1
5	1056491	(0600-) Arm Wldt, Front, Rh, Iron Gray	1
6	25735	(0000-) Bushing, Flng, 0.63b 0.75d 0.38l	1
7	71607	(0000-) Bushing, Sleeve, 0.63b 0.72d 0.38l	3
8	64425	(0000-) Washer, Thrust, 0.61b 1.25d .06, Fgl	7
9	01686	(0000-) Washer, Flt, .38 Ss	4
10	386868	(0000-) Screw, Hex, M08x1.25 X12, Ss	4
11	386268	(0000-0599) Arm Wldt, Rear, Rh	1
11	1056490	(0600-) Arm Wldt, Rear, Rh, Iron Gray	1
12	386263	(0000-) Frame Wldt, Sqge, Side, Rh	1
13	386260	(0000-) Squeegee, Side	1
14	386986	(0000-) Guide, Point, Side Sqge	1
15	86759	(0000-) Retainer, Sqge	1
16	386987	(0000-) Pin, Clevis, 0.31d 0.88l	1
17	08085	(0000-) Pin, Hair Cotter, 0.31 D .058 Wir	1
18	87816	(0000-) Spring, Extn, 0.75od X 0.09wir, 2.5l	2
19	386088	(0000-) Bolt, Eye, M8 X 1.25, 2.75l	2
20	07786	(0000-) Nut, Hex, Std, M08 X 1.25, Ss	4
21	41305	(0000-) Pin, Clevis, 0.37 D X 0.75l	2
22	1056875	(0000-) Arm, Latch, Iron Gray	2
23	09744	(0000-) Screw, Hex, M06 X 1.0 X 12, Ss	2
24	01684	(0000-) Washer, Flt, .25 Ss	2
25	17404	(0000-) Pin, Roll, .250 D X 0.75l, .250/.256	2
26	70756	(0000-) Bumper, Rbr, 2.0d 0.75t .38-16	1
27	01692	(0000-) Nut, Hex, Std, .38-16, Ss	1
28	72439	(0000-) Latch	1
29	16949	(0000-) Screw, Hex, .25-20 X 0.75, Sems	4

Fig. 41 - Max Pro 1200 (Cylindrical Brush) Left Side Squeegee Group

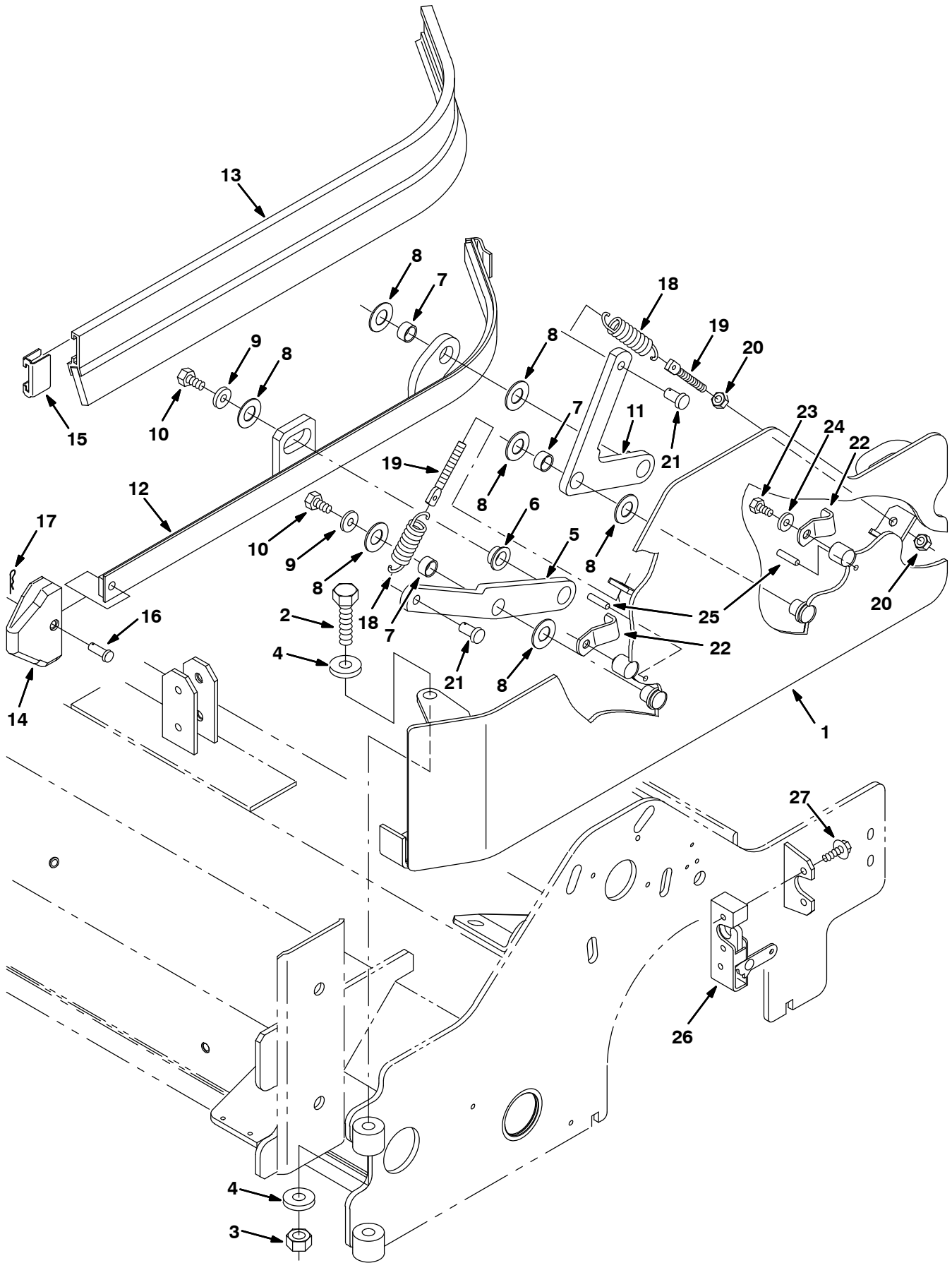


Fig. 41 – Max Pro 1200 (Cylindrical Brush) Left Side Squeegee Group

Ref.	Part No.	Serial Number	Description	Qty.
1	386496	(0000-0599) Guard Wldt, Lh	1
1	1056495	(0600-) Guard Wldt, Lh, Iron Gray	1
2	09774	(0000-) Screw, Hex, M12 X 1.75 X 50, Ss	2
3	09741	(0000-) Nut, Hex, Lock, M12 X 1.75,NI, Ss	2
4	33925	(0000-) Washer, Flat, M12, 13x24x2.5ss	4
5	386276	(0000-0599) Arm Wldt, Front, Lh	1
5	1056493	(0600-) Arm Wldt, Front, Lh, Iron Gray	1
6	25735	(0000-) Bushing, Flng, 0.63b 0.75d 0.38l	1
7	71607	(0000-) Bushing, Sleeve, 0.63b 0.72d 0.38l	3
8	64425	(0000-) Washer, Thrust, 0.61b 1.25d .06, Fgl	7
9	01686	(0000-) Washer, Flt, .38 Ss	4
10	386868	(0000-) Screw, Hex, M08x1.25 X12,Ss	4
11	386275	(0000-0599) Arm Wldt, Rear, Lh	1
11	1056492	(0600-) Arm Wldt, Rear, Lh, Iron Gray	1
12	386262	(0000-) Frame Wldt, Sqge, Side, Lh	1
13	386260	(0000-) Squeegee, Side	1
14	386986	(0000-) Guide, Point, Side Sqge	1
15	86759	(0000-) Retainer, Sqge	1
16	386987	(0000-) Pin, Clevis, 0.31d 0.88l	1
17	08085	(0000-) Pin, Hair Cotter, 0.31 D .058 Wir	1
18	87816	(0000-) Spring, Extn, 0.75od X 0.09wir, 2.5l	2
19	386088	(0000-) Bolt, Eye, M8 X 1.25, 2.75l	2
20	07786	(0000-) Nut, Hex, Std, M08 X 1.25, Ss	4
21	41305	(0000-) Pin, Clevis, 0.37 D X 0.75l	2
22	1056875	(0000-) Arm, Latch, Iron Gray	2
23	09744	(0000-) Screw, Hex, M06 X 1.0 X 12, Ss	2
24	01684	(0000-) Washer, Flt, .25 Ss	2
25	17404	(0000-) Pin, Roll, .250 D X 0.75l, .250/.256	2
26	59661	(0000-) Latch	1
27	16949	(0000-) Screw, Hex, .25-20 X 0.75, Sems	4

Fig. 42 – Max Pro 1200 (Cylindrical Brush) Vacuumized Debris Tray Group

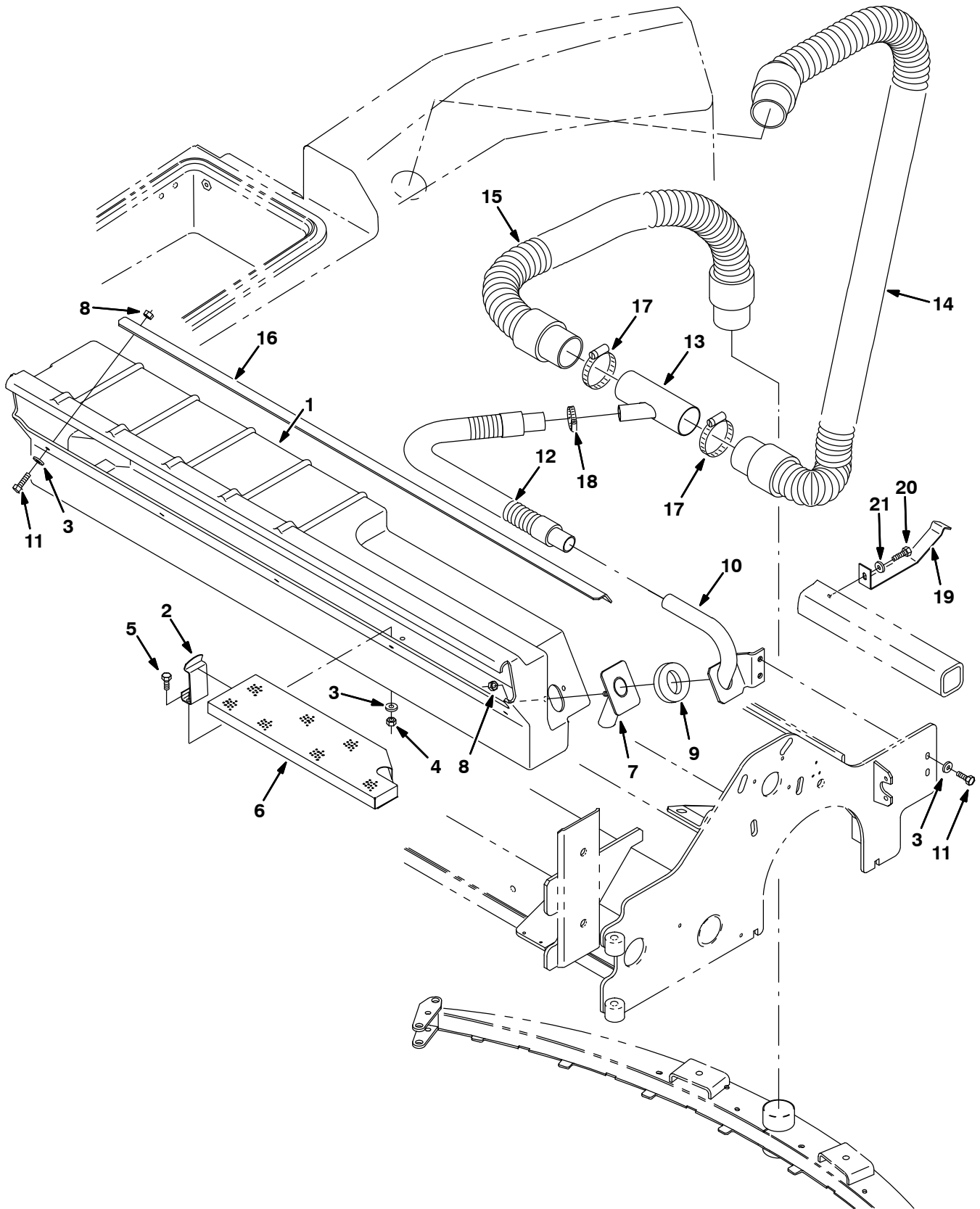


Fig. 42 – Max Pro 1200 (Cylindrical Brush) Vacuumized Debris Tray Group

Ref.	Part No.	Serial Number	Description	Qty.
1	386513	(0000–) Tray, Debris, 48.0l	1
2	87244	(0000–) Clip, Spring, Prop Arm	1
3	01684	(0000–) Washer, Flt, .25 Ss	14
4	08712	(0000–) Nut, Hex, Lock, M06 X 1.0, NI, Ss	2
5	09744	(0000–) Screw, Hex, M06 X 1.0 X 12, Ss	2
6	386500	(0000–) Screen Wldt	1
7	1057520	(0000–) Tube Wldt, Vacuum, Scrbr Head, Iron Gray	1
8	08712	(0000–) Nut, Hex, Lock, M06 X 1.0, NI, Ss	7
9	386504	(0000–) Gasket, Foam	1
10	1057521	(0000–) Tube Wldt, Upper, Iron Gray	1
11	08716	(0000–) Screw, Hex, M06 X 1.0 X 20, Ss	7
12	222788	(0000–Nov2003) Hose Assy, W/2cuff, 1.0d, 23l	1
12	387517	(Nov2003–) Hose Assy, W/2cuff, 1.0d, 41l	1
13	386518	(0000–) Tube Wldt	1
14	386514	(0000–Nov2003) Hose, Vacuum, 58.5l	1
14	1005133	(Nov2003–) Hose Assy, W/2cuff, 2.0d 75l	1
15	387256	(0000–Nov2003) Hose, Vacuum, 35.0l	1
15	1005135	(Nov2003–) Hose Assy, W/2cuff, 2.0d 26l	1
16	1057527	(0000–) Angle, Iron Gray	1
17	14432	(0000–) Clamp, Hose, Wormdrive, 1.81–2.75d	2
18	11399	(0000–) Clamp, Hose, Wormdrive, 0.81–1.50d	1
19	1002464	(Nov2003–) Bracket, Tube , Tee	1
20	361339	(Nov2003–) Screw, Hex, M 6 X 1.0 X 16, Fmg	1
21	32483	(Nov2003–) Washer, Flat, 0.25 Sae	1

Fig. 43 - ec-H2O Solution Pump Group

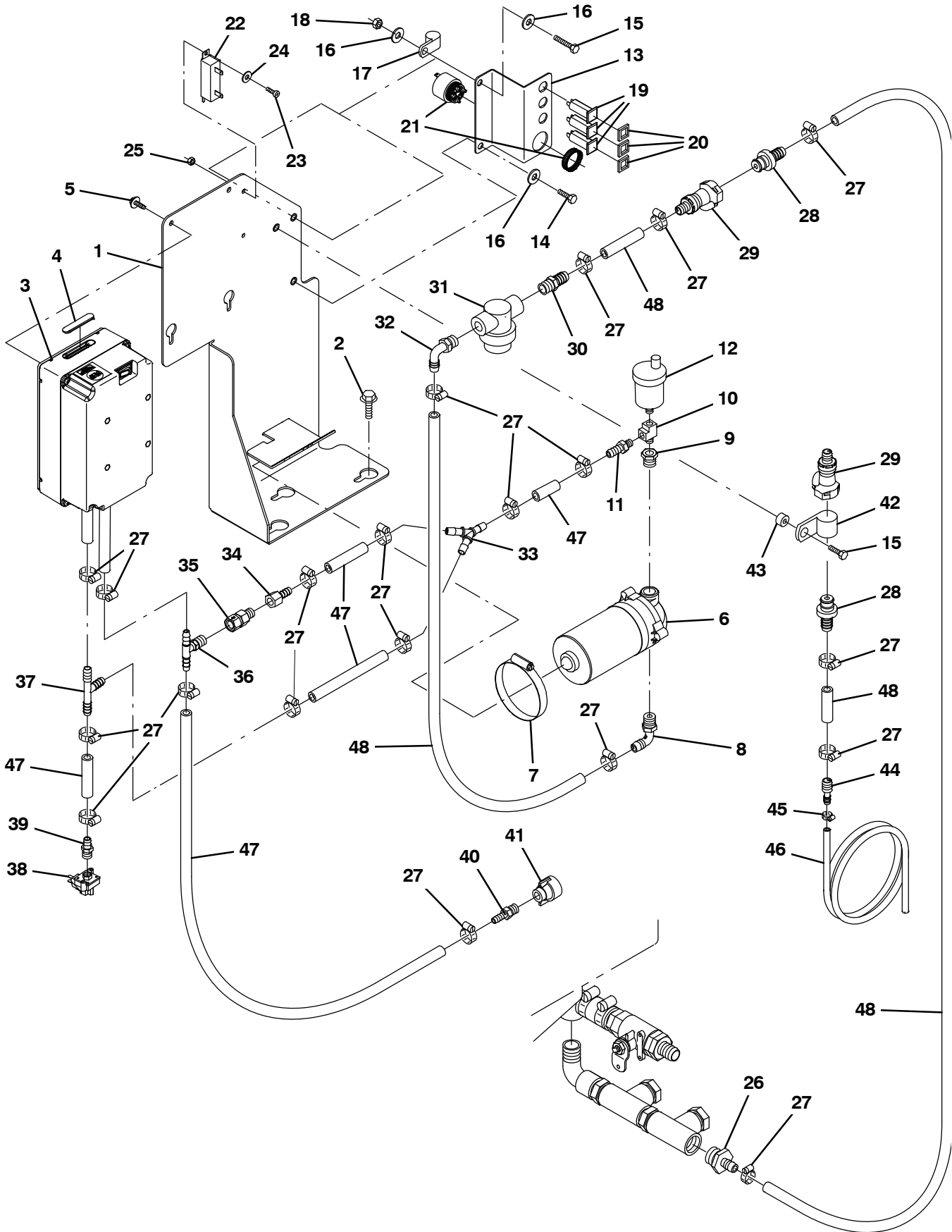


Fig. 43 – ec–H2O Solution Pump Group

Ref.	Part No.	Serial Number	Description	Qty.
1	1055336	(0000–) Bracket Wldt, Module	1
2	1037346	(0000–) Screw, Hex, M8 X 1.25 X 25, 9.8, Sems	3
3	9006270	(0000–) Module Kit, Replmt [ec–H2O] (See Breakdowns)	1
4	1054776	(0000–) Grommet, Blind	1
5	1040467	(0000–) Screw, Hex, M6 X 1.00 X 20, 9.8, Sems	4
6	1005866	(0000–) Pump, Solt, Ele, 36vdc (See Breakdowns)	1
7	17188	(0000–) Clamp, Hose, Wormdrive, 2.50–3.50d, .50w	1
8	64778	(0000–) Fitting, Plstc, E90, Bm08/Pm06	1
9	24698	(0000–) Fitting, Brs, Str, Pf02/Pm06	1
10	26426	(0000–) Fitting, Brs, Tee, Pf02/Pf02/Pm02, Run	1
11	1005375	(0000–) Fitting, Plstc, Str, Bm06/Pm02, Nyl	1
12	1017386	(0000–) Valve, Vent, Air, Float Type	1
13	1052683	(0000–) Bracket, Component	1
14	16735	(0000–) Screw, Hex, M8 X 1.25 X 16, 8.8	1
15	76570	(0000–) Screw, Hex, M8 X 1.25 X 30, 8.8	2
16	32490	(0000–) Washer, Flat, 0.25, Std	3
17	82829	(0000–) Clamp, Cable, Stl, 0.63d X 0.75w, 1hole	1
18	08709	(0000–) Nut, Hex, Lock, M8 X 1.25, NI	1
19	1053078	(0000–) Circuitbreaker, 2.0a, Resetable	3
20	1046173	(0000–) Boot, Circuitbreaker	3
21	1052726	(0000–) Alarm, 9–48vdc, 95 Db(A) [Ec–H2O]	1
22	1056416	(0000–) Resistor, 011.00 Ohm, 0040Watt [5%]	1
23	12312	(0000–) Screw, Hex, M5 X 0.80 X 12, 8.8	2
24	01683	(0000–) Washer, Flat, 10, Ss	2
25	07789	(0000–) Nut, Hex, Flng, M5 X 0.80	2
26	79273–1	(0000–) Fitting, Plstc, Str, Bm08/Pm12	1
27	43844	(0000–) Clamp, Hose, Wormdrive, 0.25–0.62D, .31W	19
28	1017415	(0000–) Insert, Cplg, Qm, Bm08	2
29	1017413	(0000–) Housing, Cplg, Qf / Pm08	2
30	64743	(0000–) Fitting, Plstc, Str, Bm08/Pm06	1
31	1005302	(0000–) Filter, In–Line, Pf06/Pf06 080mesh 02.6l	1
32	64778	(0000–) Fitting, Plstc, E90, Bm08/Pm06	1
33	1017255	(0000–) Fitting, Plstc, Y, Bm06/Bm06/Bm06, Nyl	1
34	150511	(0000–) Fitting, Brs, Str, Bm06/Pf04	1
35	1055255	(0000–) Valve, Check, 0030psi Pm04/Pf04	1
36	1052832	(0000–) Fitting, Plstc, Tee, Bm05/Bm05/Pm04	1
37	87173	(0000–) Fitting, Plstc, Tee, Bm06/Bm06/Bm06	1
38	1055254	(0000–) Switch, Press, 25 Psi, Pm02	1
39	150016	(0000–) Fitting, Brs, Str, Bm06/Pf02, Spcl	1
40	1052017	(0000–) Fitting, Plstc, Str, Bm05/Pm04	1
41	1043866	(0000–) Fitting Assy, Qdc, Pf04	1
42	40678–1	(0000–) Clamp, Cable, Stl, 0.88d X 0.62w, 1hole	1
43	360352	(0000–) Tube, 0.34id 0.62od 00.2l, Stl	1
44	630164	(0000–) Fitting, Plstc, Str, Bm04/Bm08	1
45	43844	(0000–) Clamp, Hose, Wormdrive, 0.25–0.62d, .31w	1
46	1011411	(0000–) Hose, Afmkt, Pvc, Brd, 0.25id, 03ft	1
47	1052336	(0000–) Hose, Afmkt, Pvc, Brd, 0.31id, 03Ft, Clr	1
48	1011412	(0000–) Hose, Afmkt, Pvc, Brd, 0.50id, 08ft, Clr	1

Fig. 44 – ec-H2O Switch and Label Group

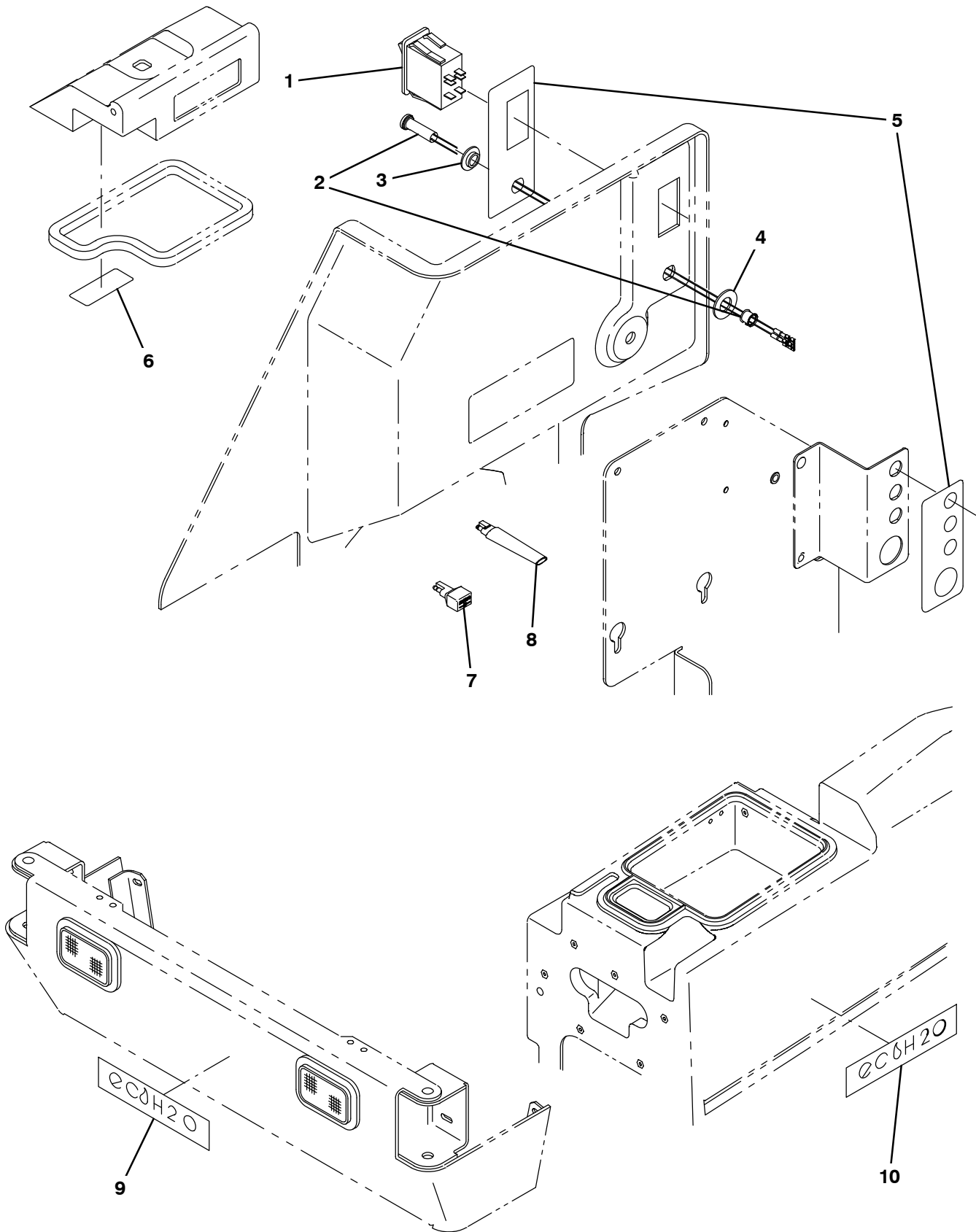
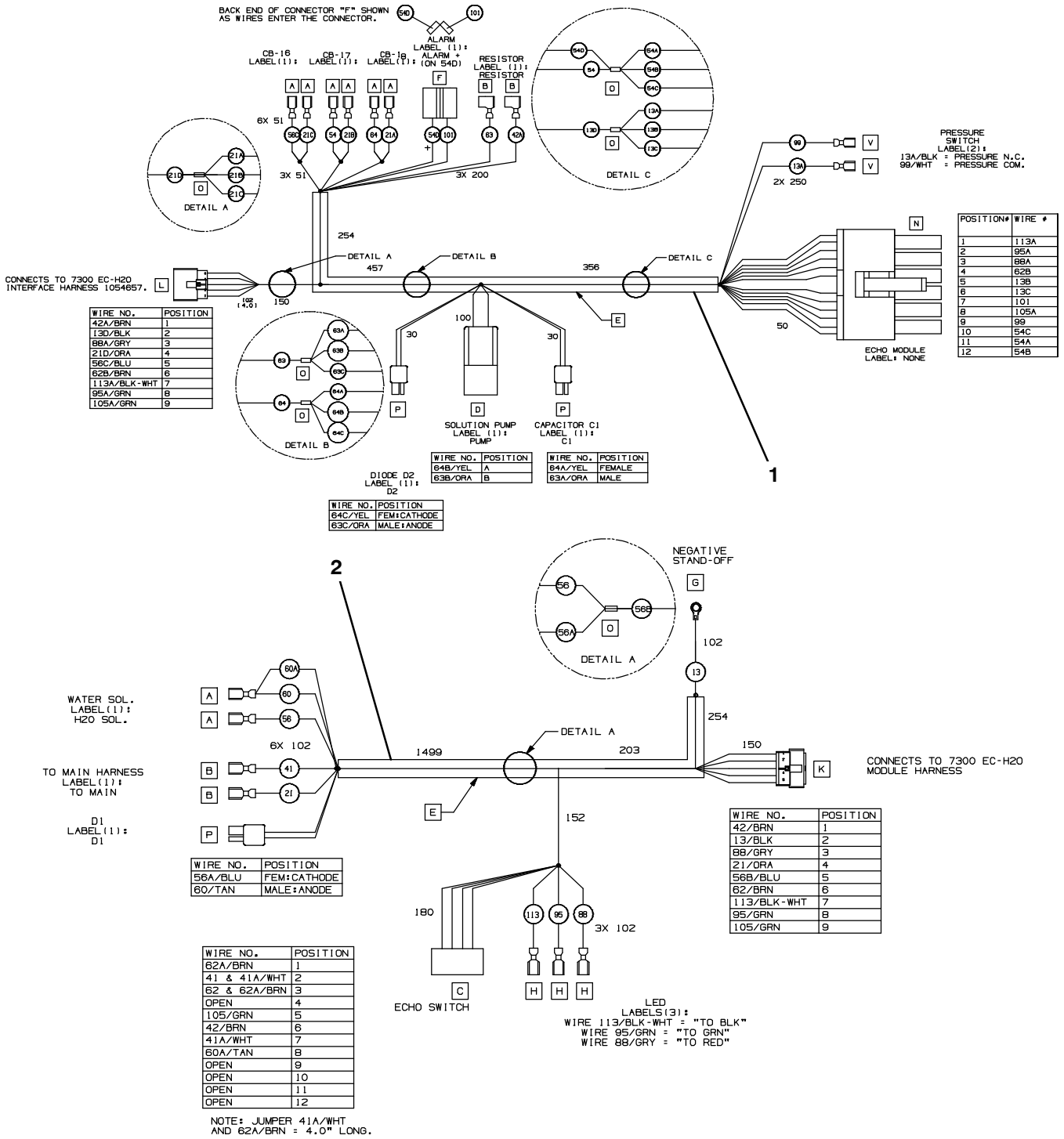


Fig. 44 – ec-H20 Switch and Label Group

Ref.	Part No.	Serial Number	Description	Qty.
1	377084	(0000–) Switch, Rocker, Prgrsv	1
2	1041822	(0000–) Light, Led, .312d, 2 Volt [Tri-Color]	1
3	1055883	(0000–) Bushing, Light, Led	1
4	43454	(0000–) Washer, Flat, 0.34b 0.69d .06, Nyl	1
5	1056331	(0000–) Label Set, Opertnl [7300 ec-H2O]	1
6	1050003	(0000–) Label [User, Attention, Ec-H2o]	1
7	222290	(0000–) Diode, Ele, Plug	1
8	1040868	(0000–) Capacitor, Plug [.01 Uf, 200v]	1
9	1052755	(0000–) Label, Front [Ec-H2o, T15]	1
10	1056944	(0000–) Label, Tank [ec-H2O]	2

Fig. 45 – ec-H2O Wire Harnesses Group



354909

Ref.	Part No.	Serial Number	Description	Qty.
1	1050664	(0000-) Harness, Wire [7300 Ec-H2o, Module]	1
2	1054657	(0000-) Harness, Wire [7300, Ec-H2o Interface]	1

Fig. 46 – ec-H2O Install Kits

Ref.	Part No.	Serial Number	Description	Qty.
1	9006106	(0000–) Ec-H2o Kit, Cylrcl, 1000mm, Ci [73/8300]	1
2	9006107	(0000–) Ec-H2o Kit, Cylrcl, 1200mm, Ci[73/8300]	1
2	9006108	(0000–) Ec-H2o Kit, Disk, Ci [7300/8300]	1

Fig. 47 – Positive Solution Control Drain Kit, Recovery Tank (0000–0599)

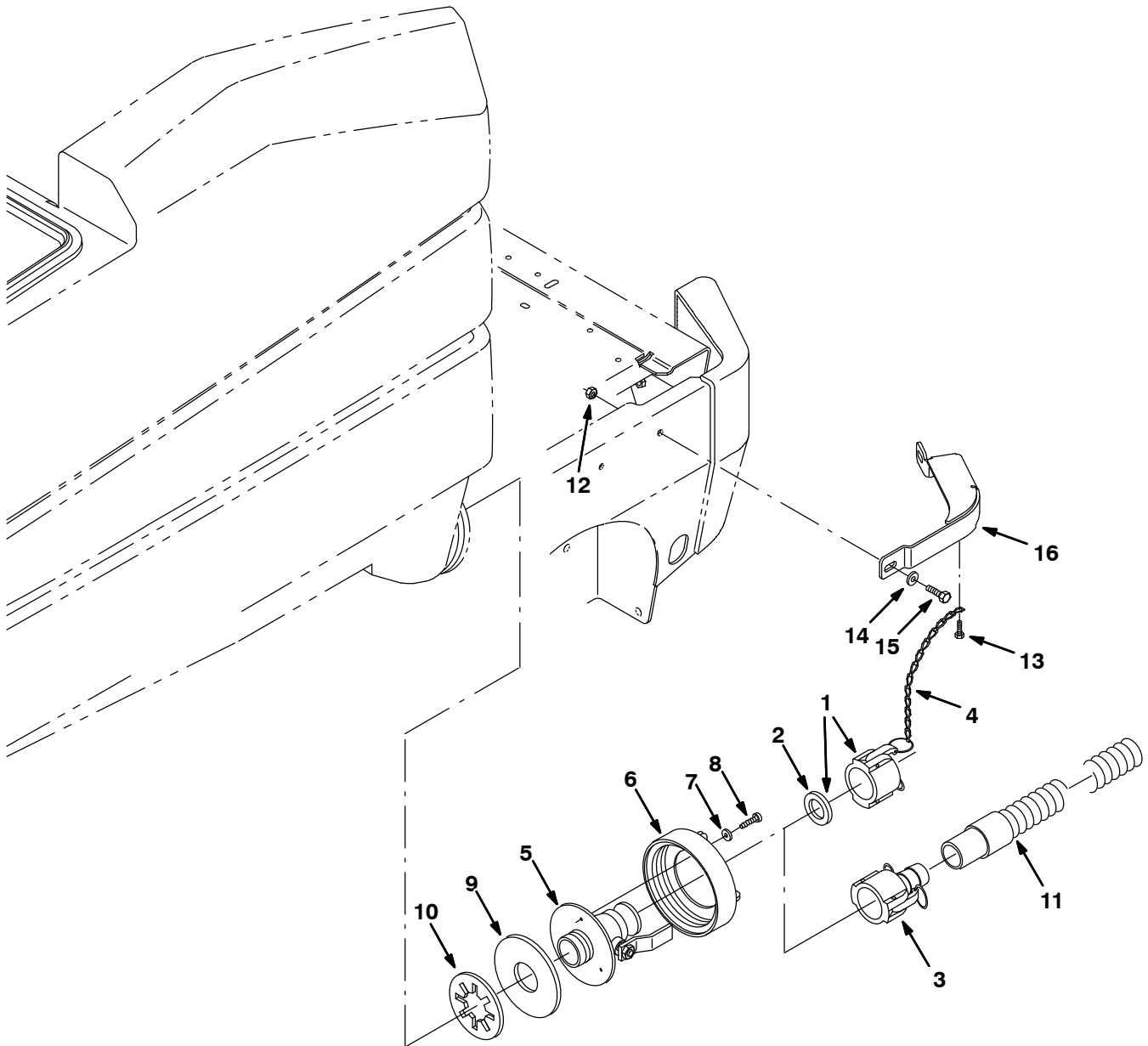


Fig. 47 – Positive Solution Control Drain Kit, Recovery Tank (0000–0599)

Ref.	Part No.	Serial Number	Description	Qty.
▽	387127	(0000–0599)) Kit, Ci, Drain, Soltn, Pos, Cntrl, Recvy	1
▲▽	387221	(0000–0599)) Cap Assy	1
▲▲	1 48733	(0000–0599)) Cap, Dust	1
▲▲	2 371905	(0000–0599)) Gasket, Cap, Dust	1
▲	3 48734	(0000–0599)) Fitting, Coupler, Hose, Shank, Fem	1
▲	4 19903	(0000–0599)) Chain, Sash, #35, 07.2l 13 Link	1
▲	5 1049269	(0000–0599)) Valve, Ball, Drain, 1.50ID, Ss, Rwk	1
▲	6 23456	(0000–0599)) Cap, Tank, Drain, 6.17 Thread Pye	1
▲	7 01684	(0000–0599)) Washer, Flt, .25 Ss	3
▲	8 09744	(0000–0599)) Screw, Hex, M6 X 1.00 X 12, Ss	3
▲	9 1031700	(0000–0599)) Gasket, .19, 2.00Id 5.38OD [BUNA]	1
▲	10 20932	(0000–0599)) Washer, Polye	1
▲	11 75635	(0000–0599)) Hose Assy, W/1cuff, 1.5d 120l 1.5/	1
▲	12 07792	(0000–0599)) Nut, Hex, Flng, M10 X 1.5	2
▲	13 74455	(0000–0599)) Screw, Hex, M6 X 1.0 X 12, Fmg	1
▲	14 32492	(0000–0599)) Washer, Flt, .38 Std	2
▲	15 39284	(0000–0599)) Screw, Hex, M10 X 1.5 X 35, 8.8	2
▲	16 387213	(0000–0599)) Bumper, Posi Drain, Recvy Side	1

Fig. 48 – Positive Solution Control Drain Kit, Recovery Tank (0600-)

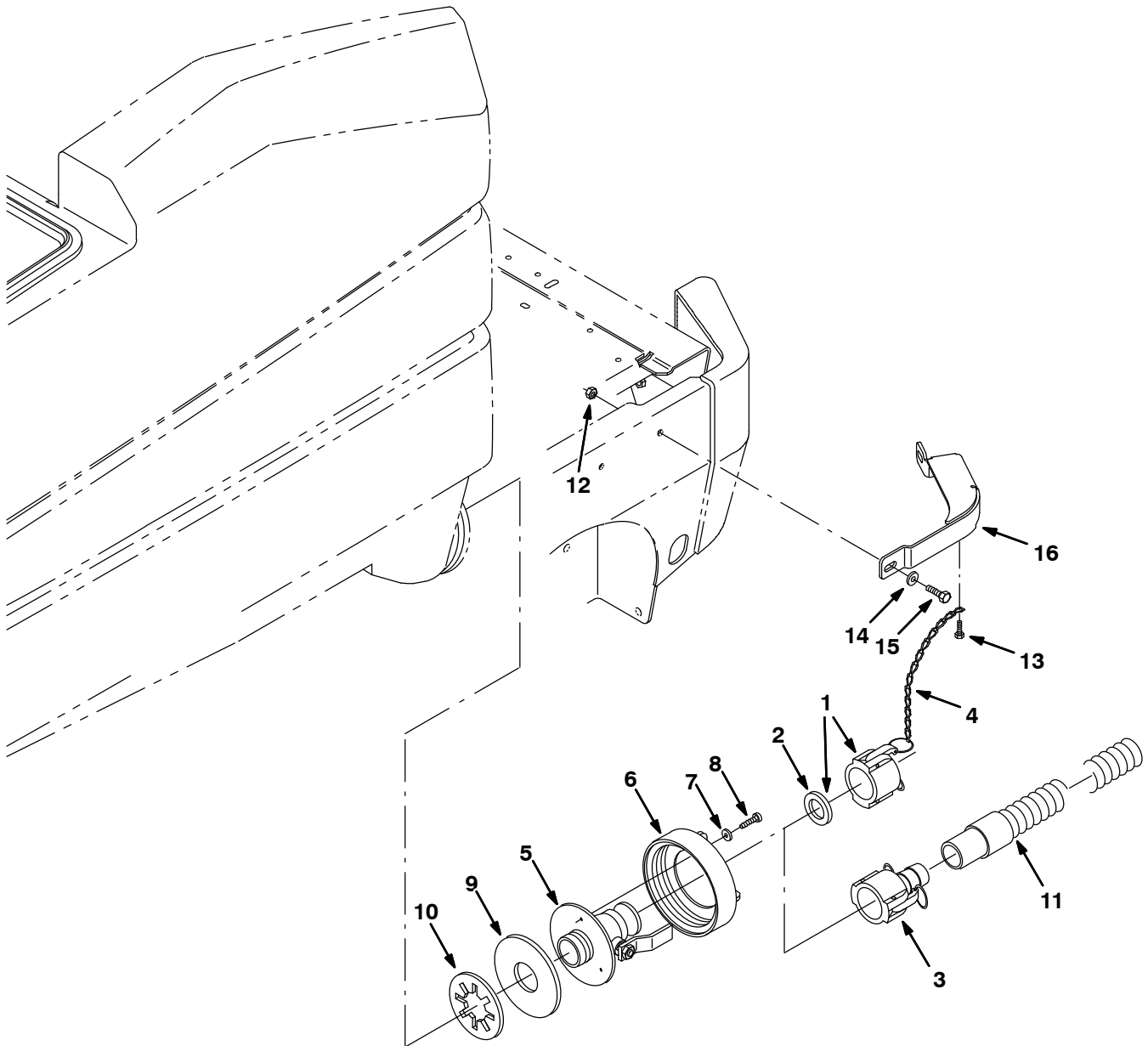


Fig. 48 – Positive Solution Control Drain Kit, Recovery Tank (0600–)

Ref.	Part No.	Serial Number	Description	Qty.
▽	9006940	(0600–)	Drain Kit, Gray, Ci [Posi Cntrl/Recvy]	1
▲▽	387221	(0600–)	Cap Assy	1
▲▲	1 48733	(0600–)	Cap, Dust	1
▲▲	2 371905	(0600–)	Gasket, Cap, Dust	1
▲	3 48734	(0600–)	Fitting, Coupler, Hose, Shank, Fem	1
▲	4 19903	(0600–)	Chain, Sash, #35, 07.2l 13 Link	1
▲	5 1049269	(0600–)	Valve, Ball, Drain, 1.50ID, Ss, Rwk	1
▲	6 23456	(0600–)	Cap, Tank, Drain, 6.17 Thread Pye	1
▲	7 01684	(0600–)	Washer, Flt, .25 Ss	3
▲	8 09744	(0600–)	Screw, Hex, M6 X 1.00 X 12, Ss	3
▲	9 1031700	(0600–)	Gasket, .19, 2.00Id 5.38OD [BUNA]	1
▲	10 20932	(0600–)	Washer, Polye	1
▲	11 75635	(0600–)	Hose Assy, W/1cuff, 1.5d 120l 1.5/	1
▲	12 07792	(0600–)	Nut, Hex, Flng, M10 X 1.5	2
▲	13 74455	(0600–)	Screw, Hex, M6 X 1.0 X 12, Fmg	1
▲	14 32492	(0600–)	Washer, Flt, .38 Std	2
▲	15 39284	(0600–)	Screw, Hex, M10 X 1.5 X 35, 8.8	2
▲	16 1056799	(0600–)	Bumper, Side, Recvy, Gray [Posi Drain]	1

Fig. 49 – Positive Solution Control Drain Kit, Solution Tank (0000–0599)

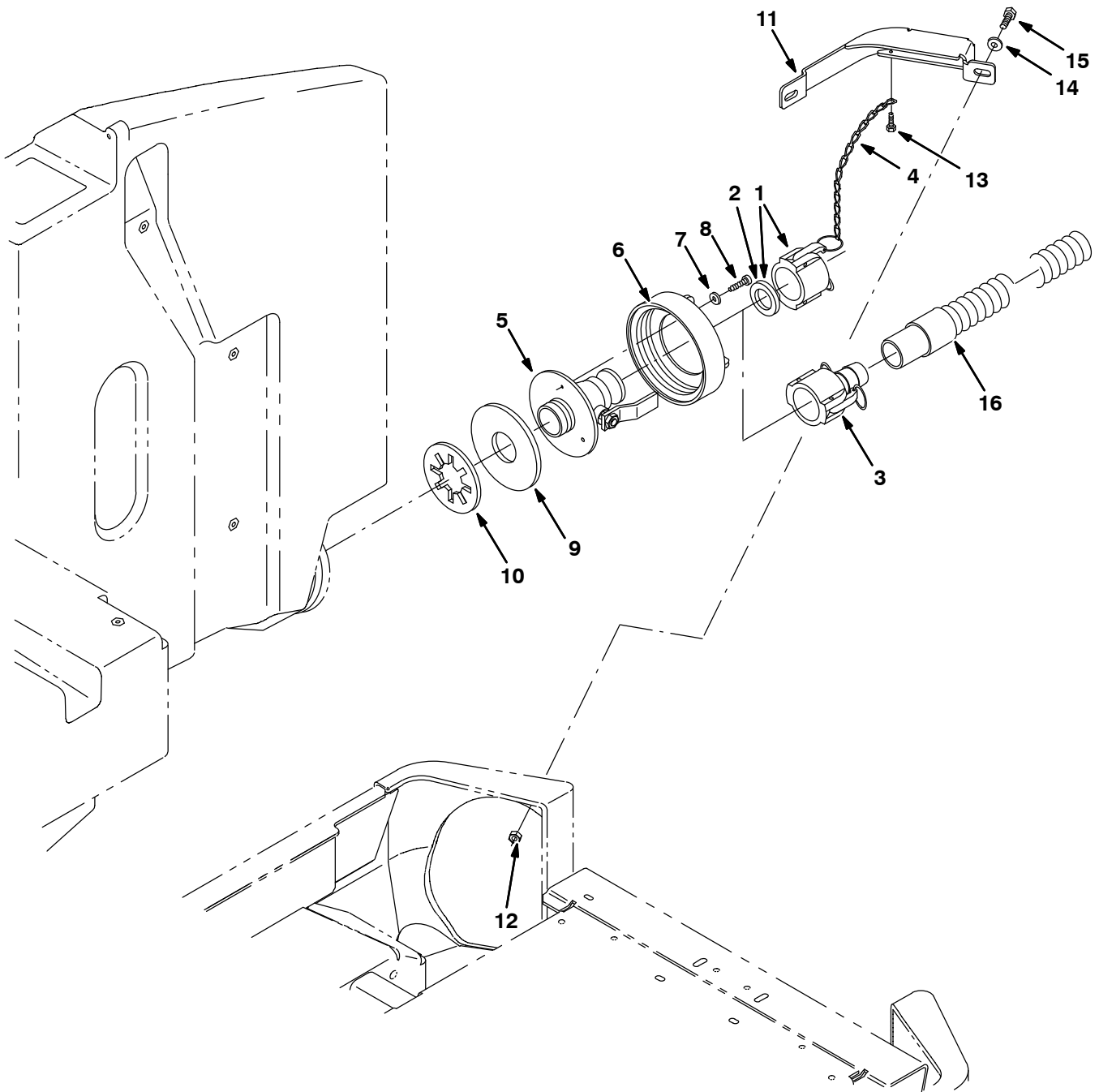


Fig. 49 – Positive Solution Control Drain Kit, Solution Tank (0000–0599)

Ref.	Part No.	Serial Number	Description	Qty.
▽	387483	(0000–0599)) Kit, Ci, Drain, Soltn, Pos Cntrl, Soltn	1
▲▽	1 48733	(0000–0599)) Cap, Dust	1
▲▲	2 371905	(0000–0599)) Gasket, Cap, Dust	1
▲	3 48734	(0000–0599)) Fitting, Coupler, Hose, Shank, Fem	1
▲	4 19903	(0000–0599)) Chain, Sash, #35, 07.2l 13 Link	1
▲	5 1049269	(0000–0599)) Valve, Ball, Drain, 1.50ID, Ss, Rwk	1
▲	6 23456	(0000–0599)) Cap, Tank, Drain, 6.17 Thread Pye	1
▲	7 01684	(0000–0599)) Washer, Flt, .25 Ss	3
▲	8 09744	(0000–0599)) Screw, Hex, M6 X 1.00 X 12, Ss	3
▲	9 1031700	(0000–0599)) Gasket, .19, 2.00ld 5.38OD [BUNA]	1
▲	10 20932	(0000–0599)) Washer, Polye	1
▲	11 387126	(0000–0599)) Bumper, Posi Drain, Recvy Side	1
▲	12 07792	(0000–0599)) Nut, Hex, Flng, M10 X 1.5	2
▲	13 74455	(0000–0599)) Screw, Hex, M6 X 1.0 X 12, Fmg	1
▲	14 32492	(0000–0599)) Washer, Flt, .38 Std	2
▲	15 39284	(0000–0599)) Screw, Hex, M10 X 1.5 X 35, 8.8	2
▲	16 75635	(0000–0599)) Hose Assy, W/1cuff, 1.5d 120l 1.5/	1

Fig. 50 – Positive Solution Control Drain Kit, Solution Tank (0600-)

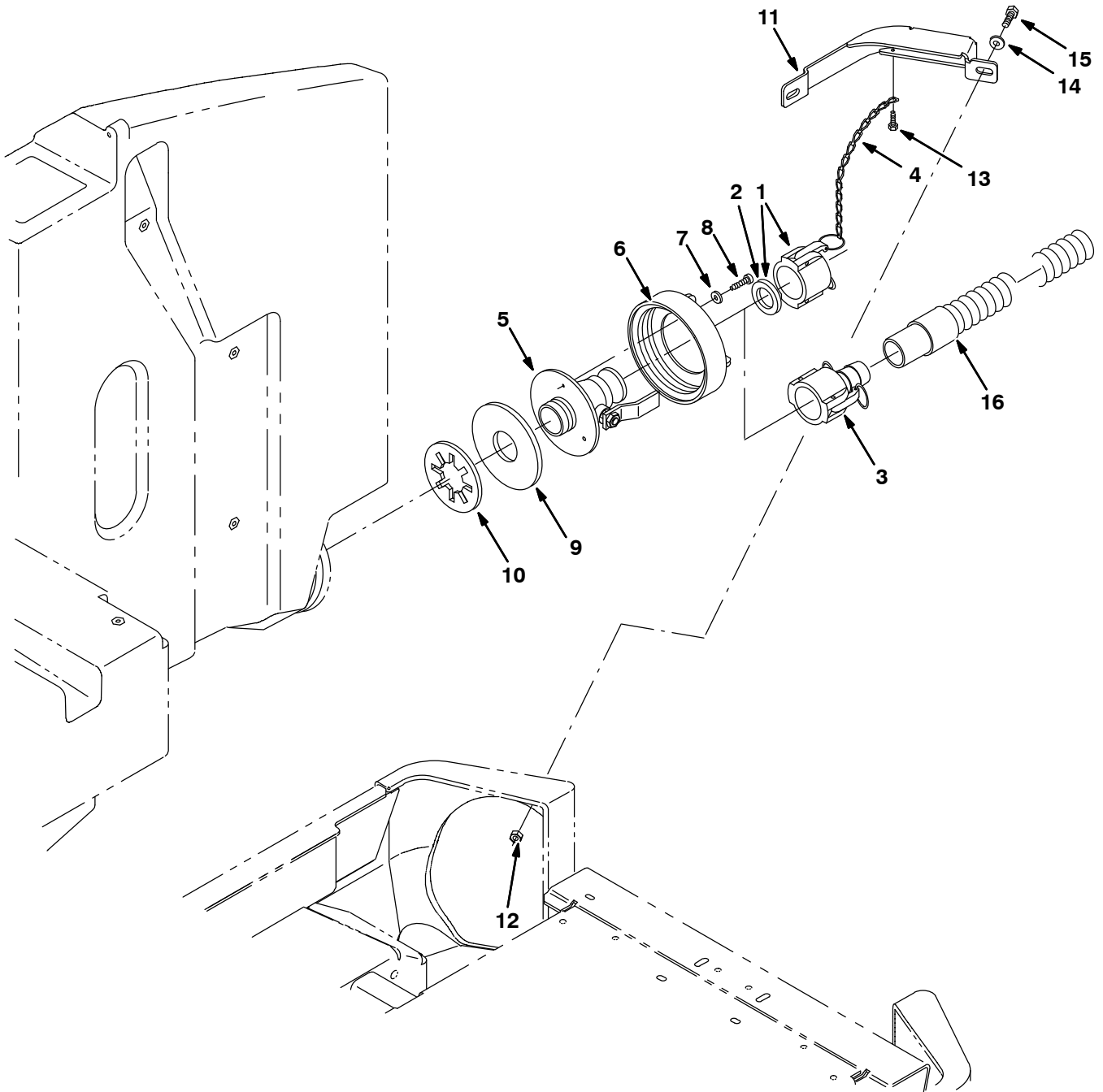


Fig. 50 – Positive Solution Control Drain Kit, Solution Tank (0600–)

Ref.	Part No.	Serial Number	Description	Qty.
▽	9006959	(0600–)	Drain Kit, Gray, Ci [Posi Cntrl/Soltn]	1
▲▽	1 48733	(0600–)	Cap, Dust	1
▲▲	2 371905	(0600–)	Gasket, Cap, Dust	1
▲	3 48734	(0600–)	Fitting, Coupler, Hose, Shank, Fem	1
▲	4 19903	(0600–)	Chain, Sash, #35, 07.2l 13 Link	1
▲	5 1049269	(0600–)	Valve, Ball, Drain, 1.50ID, Ss, Rwk	1
▲	6 23456	(0600–)	Cap, Tank, Drain, 6.17 Thread Pye	1
▲	7 01684	(0600–)	Washer, Flt, .25 Ss	3
▲	8 09744	(0600–)	Screw, Hex, M6 X 1.00 X 12, Ss	3
▲	9 1031700	(0600–)	Gasket, .19, 2.00ld 5.38OD [BUNA]	1
▲	10 20932	(0600–)	Washer, Polye	1
▲	11 1056796	(0600–)	Bumper, Side, Soltn, Gray [Posi Drain]	1
▲	12 07792	(0600–)	Nut, Hex, Flng, M10 X 1.5	2
▲	13 74455	(0600–)	Screw, Hex, M6 X 1.0 X 12, Fmg	1
▲	14 32492	(0600–)	Washer, Flt, .38 Std	2
▲	15 39284	(0600–)	Screw, Hex, M10 X 1.5 X 35, 8.8	2
▲	16 75635	(0600–)	Hose Assy, W/1cuff, 1.5d 120l 1.5/	1

Fig. 51 – Detergent Metering Kit

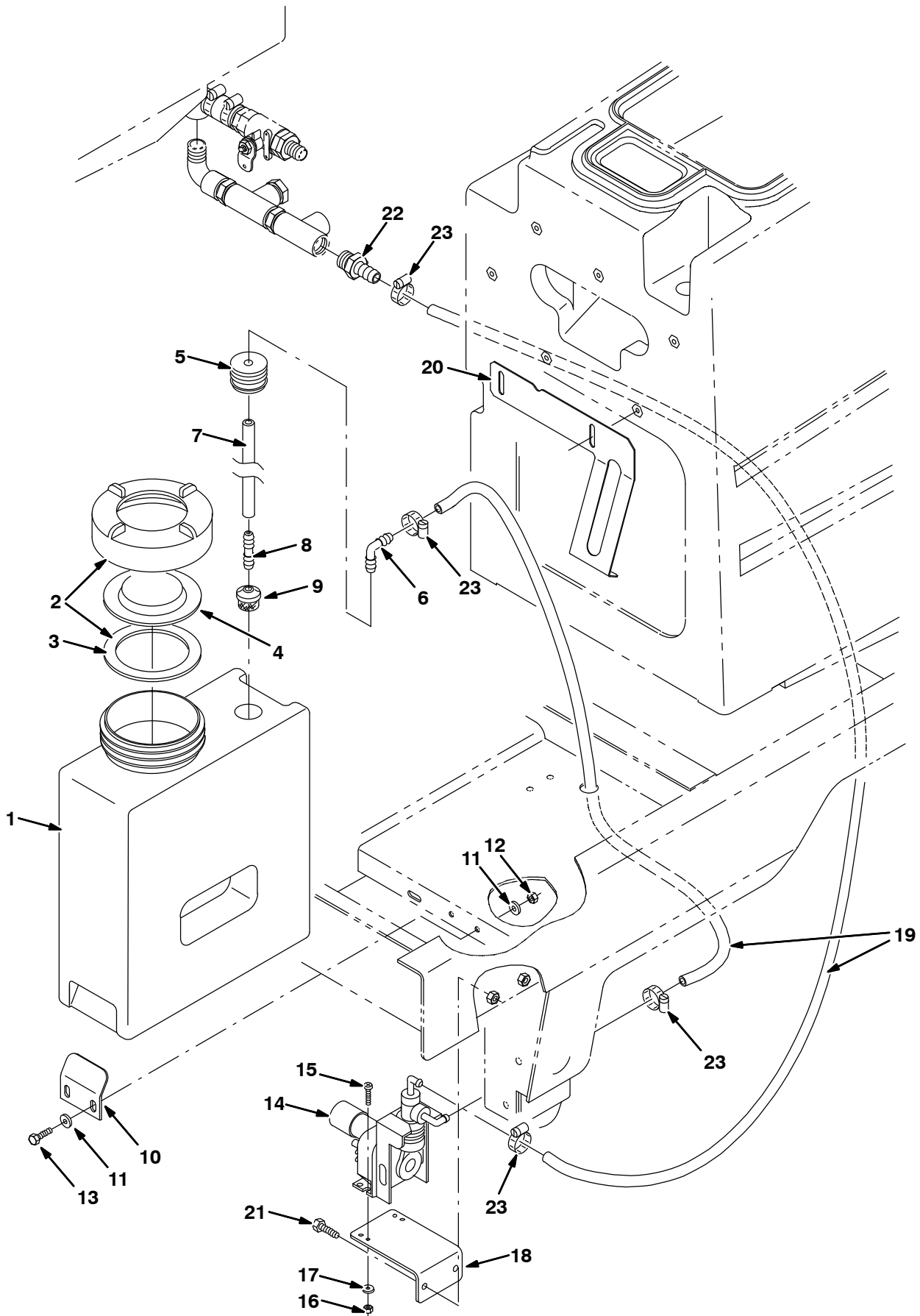


Fig. 51 – Detergent Metering Kit

Ref.	Part No.	Serial Number	Description	Qty.
▽	386482	(0000-) Kit, Ci, Detgt Metering	1
▲	1 386163	(0000-) Tank, Detergent	1
▲▽	2 24358	(0000-) Cap, Tank	1
▲▲	3 1031699	(0000-) Gasket, .19, 4.05id 5.29od [Buna]	1
▲	4 86636	(0000-) Cover, Tank	1
▲	5 20944	(0000-) Grommet, Pye, 0.37id, F/ 1.5h, .13matl	2
▲	6 20951	(0000-) Fitting, Plstc, E90, 06bm/06bm	1
▲	7 382452	(0000-) Hose, Pvc, Brd, 0.38id 0.60od 15.00l	1
▲	8 20950	(0000-) Fitting, Plstc, Str, Bm06/Bm06	1
▲	9 20952	(0000-) Screen, Pump	1
▲	10 1056867	(0000-) Plate, Mtg, Tank, Detgt, Iron Gray	1
▲	11 01685	(0000-) Washer, Flt, .31 Ss	4
▲	12 08713	(0000-) Nut, Hex, Lock, M08 X 1.25,NI, Ss	2
▲	13 09023	(0000-) Screw, Hex, M08 X 1.25 X 35, Ss	2
▲	14 386364	(0000-) Pump, Detgt, 36vdc (See Breakdown)	1
▲	15 12323	(0000-) Screw, Pan, M04 X 0.7 X 20, Ss	4
▲	16 33932	(0000-) Nut, Hex, Lock, M04 X 0.7, NI, Ss	4
▲	17 41579	(0000-) Washer, Flt, #08 Ss	4
▲	18 1056872	(0000-) Angle, Mtg, Pump, Detgt, Iron Gray	1
▲	19 1014976	(0000-) Hose, Afmkt, Pvc, Brd, 0.38ld, 08Ft, Clr	2
▲	20 386432	(0000-) Bracket, Retaining, Tank, Detgt	1
▲	21 09023	(0000-) Screw, Hex, M08 X 1.25 X 35, Ss	2
▲	22 73467	(0000-) Fitting, Plstc, Str, Bm06/Pm12	1
▲	23 43844	(0000-) Clamp, Hose, Wormdrive, 0.25-0.62d	4

Fig. 52 - Power Wand Hose Assembly

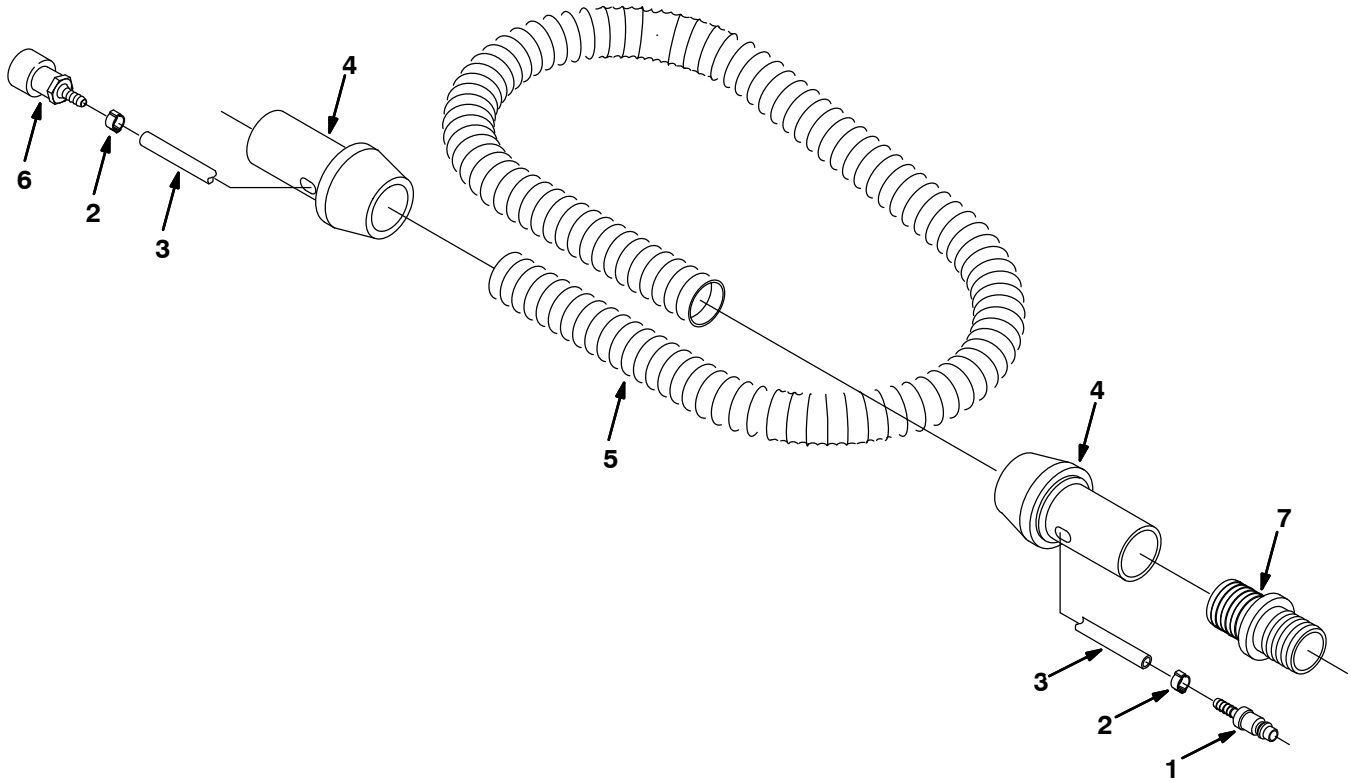


Fig. 52 – Power Wand Hose Assembly

NOTE: Power Wand Kit (0000–0599), Part Number 387147, includes; Fig. 52, Fig. 53, Fig. 54, and Fig. 55.

NOTE: Power Wand Kit (0600–), Part Number 9006944, includes; Fig. 52, Fig. 53, Fig. 54, and Fig. 55.

Ref.	Part No.	Serial Number	Description	Qty.
▽	65341	(0000–) Hose Assembly	1
▲	1 578318000	(0000–) Fitting, Quick Disconnect	1
▲	2 578160000	(0000–) Clamp, Hose	2
▲	3 578820000	(0000–) Hose	1
▲	4 578072000	(0000–) Cuff, Swivel	2
▲	5 578276000	(0000–) Hose, Vacuum	1
▲	6 578071000	(0000–) Fitting, Quick Disconnect	1
	7 48609	(0000–) Fitting, Plstc, Str, Bm24/Bm32	1

Fig. 53 – Power Wand Assembly

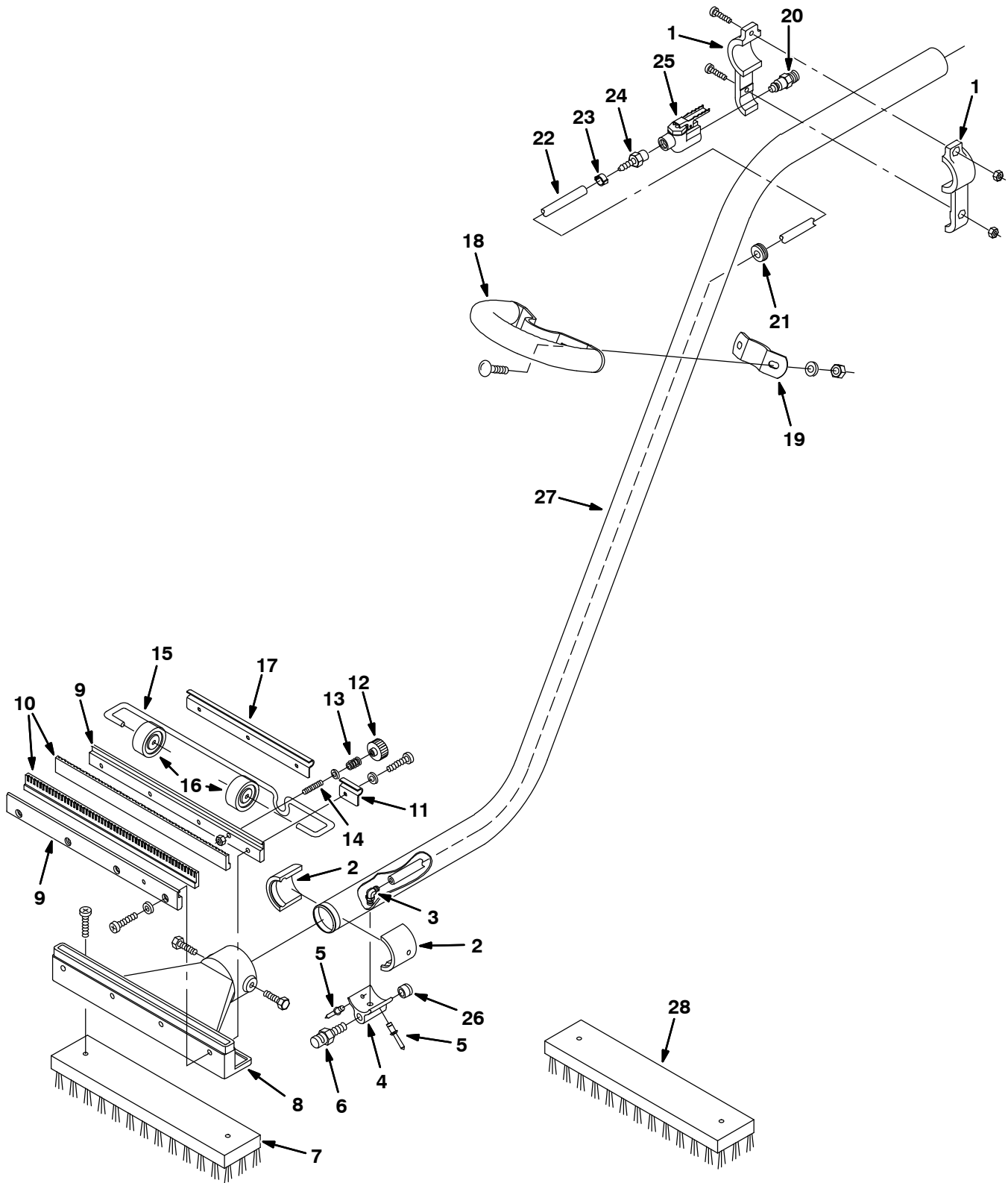


Fig. 53 – Power Wand Assembly

NOTE: Power Wand Kit (0000–0599), Part Number 387147, includes; Fig. 52, Fig. 53, Fig. 54, and Fig. 55.

NOTE: Power Wand Kit (0600–), Part Number 9006944, includes; Fig. 52, Fig. 53, Fig. 54, and Fig. 55.

Ref.	Part No.	Serial Number	Description	Qty.
▽	65340	(0000–)	Kit, Wand, Power [5400]	1
▲	1 578077000	(0000–)	Bracket, Mtg	1
▲	2 578061000	(0000–)	Adaptor	2
▲	3 578214000	(0000–)	Fitting, Elbow	1
▲	4 579112	(0000–)	Adaptor	1
▲	5 602036000	(0000–)	Rivet, Pop	2
▲	6 578066000	(0000–)	Nozzle, Spray	1
▲	7 65610	(0000–)	Brush, Block, Scrub, Poly	1
▲	8 578063000	(0000–)	Head, Wand	1
▲	9 578078000	(0000–)	Strip, Retainer	2
▲	10 578074000	(0000–)	Blade, Squeegee	2
▲	11 578124000	(0000–)	Bracket	1
▲	12 578439	(0000–)	Nut, Thumb, M6 X 30mm Dia	1
▲	13 578228000	(0000–)	Spring, Compression	1
▲	14 578143000	(0000–)	Stud, Adj	1
▲	15 578126000	(0000–)	Axle, Wand	1
▲	16 578125000	(0000–)	Wheel	2
▲	17 578123000	(0000–)	Bracket	1
▲	18 578155000	(0000–)	Handle, Wand	1
▲	19 578154000	(0000–)	Handle, Wand	1
▲	20 578091000	(0000–)	Plug, Qm, .25npt	1
▲	21 578164000	(0000–)	Grommet	1
▲	22 578821000	(0000–)	Hose, Wand	1
▲	23 578161000	(0000–)	Clamp, Hose	2
▲	24 578094000	(0000–)	Fitting, Hose, Barbed, .25npt Mal	1
▲	25 578064000	(0000–)	Valve, Water	1
▲	26 150208	(0000–)	Plug	1
▲	27 578060000	(0000–)	Wand	1
▲	28 65582	(0000–)	Brush, Block, Scrub, Ab	1

Fig. 54 - Power Wand Pump and Fittings Group

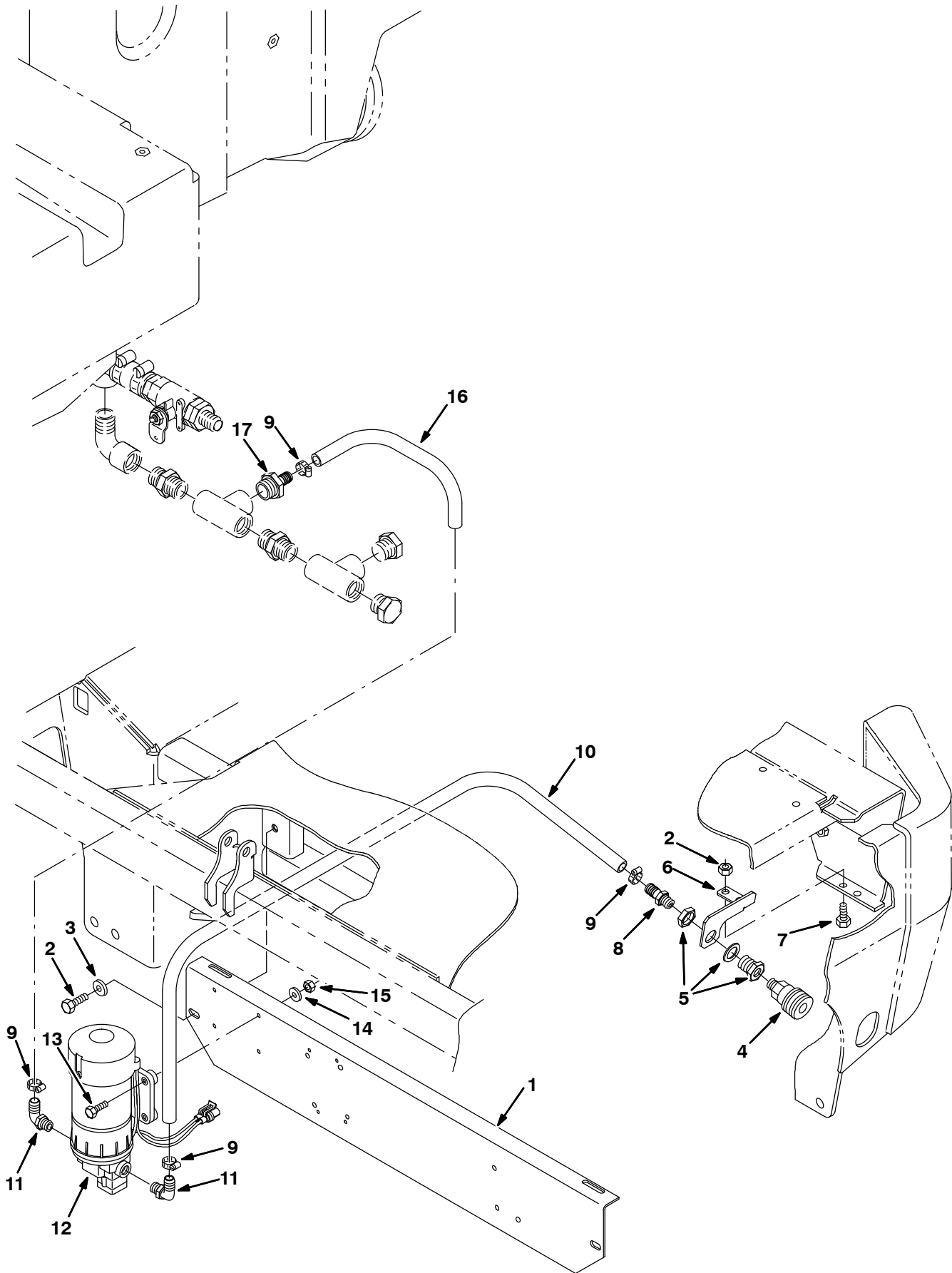


Fig. 54 – Power Wand Pump and Fittings Group

NOTE: Power Wand Kit (0000–0599), Part Number 387147, includes; Fig. 52, Fig. 53, Fig. 54, and Fig. 55.

NOTE: Power Wand Kit (0600–), Part Number 9006944, includes; Fig. 52, Fig. 53, Fig. 54, and Fig. 55.

Ref.	Part No.	Serial Number	Description	Qty.
1	1056864	(0000–) Angle, Mtg, Es, Iron Gray	1
2	09010	(0000–) Screw, Hex, M08 X 1.25 X 25, Ss	4
3	01685	(0000–) Washer, Flt, .31 Ss	2
4	65342	(0000–) Fitting, Brs, Qdc, Pm04/Qf06	1
5	78122	(0000–) Fitting, Brs, Str, Pf04/Pf04 Bkhd	1
6	1056865	(0000–) Bracket, Wand, Power, Iron Gray	1
7	08713	(0000–) Nut, Hex, Lock, M08 X 1.25, NI, Ss	2
8	48610	(0000–) Fitting, Plstc, Str, Bm08/Pm04	1
9	54333	(0000–) Clamp, Hose, Wormdrive, 0.31–0.88d	4
10	84057	(0000–) Hose, Pvc, Wir, 0.50id 0.74od 47.00l	1
11	65581	(0000–) Fitting, Plstc, E90, Bm08/Pm04	2
12	387321	(0000–) Pump Assy, Power Wand (See Breakdown)	1
13	09007	(0000–) Screw, Hex, M06 X 1.0 X 25, Ss	4
14	01684	(0000–) Washer, Flt, .25 Ss	4
15	08712	(0000–) Nut, Hex, Lock, M06 X 1.0, NI, Ss	4
16	63184	(0000–) Hose, Pvc, Wir, 0.50id 0.75od 15.50l	1
17	79273–1	(0000–) Fitting, Plstc, Str, Bm08/Pm12	1

Fig. 55 - Power Wand Mount Group

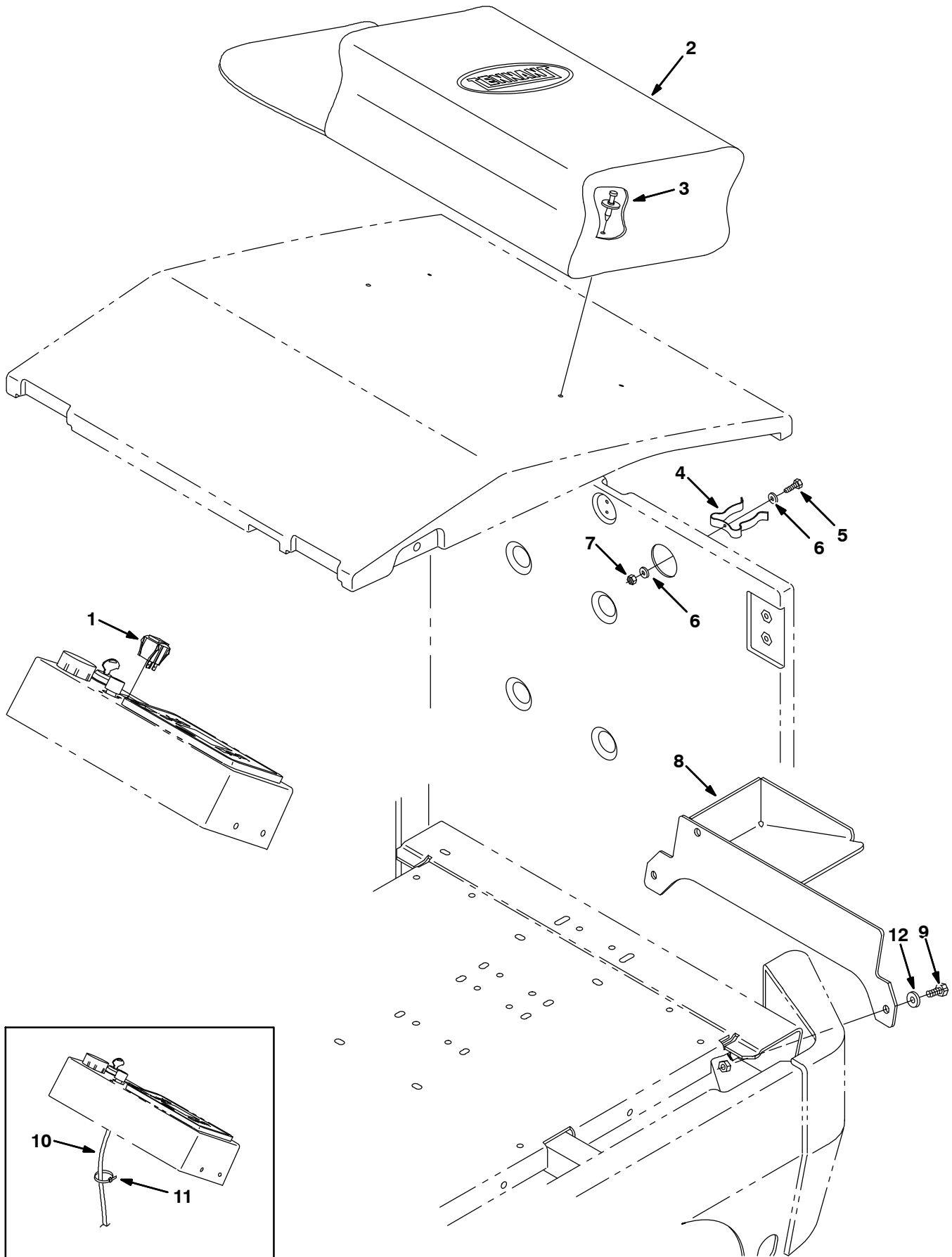


Fig. 55 – Power Wand Mount Group

NOTE: Power Wand Kit (0000–0599), Part Number 387147, includes; Fig. 52, Fig. 53, Fig. 54, and Fig. 55.

NOTE: Power Wand Kit (0600–), Part Number 9006944, includes; Fig. 52, Fig. 53, Fig. 54, and Fig. 55.

Ref.	Part No.	Serial Number	Description	Qty.
1	222117	(0000–)	Switch, Rocker	1
2	65580	(0000–)	Bag, Power	1
3	72968	(0000–)	Rivet, Plstc, .250 X 0.898	2
4	67004	(0000–)	Clip, Finger Grip	1
5	09228	(0000–)	Screw, Hex, M04 X 0.7 X 20, 8.8	1
6	19064	(0000–)	Washer, Flt, #06	2
7	02850	(0000–)	Nut, Hex, Lock, M04 X 0.7, NI	1
8	387050	(0000–0599)	Tray Wldt, Power Wand	1
8	1056793	(0600–)	Tray Wldt, Power Wand, Iron Gray	1
9	12273	(0000–)	Screw, Hex, M08 X 1.25 X 20, Ss, NI	3
10	386608	(0000– xxxx)	Harness, Power Wand, [7300/8300]	1
10	387422	(xxxx–yyyy)	Harness, Power Wand, [7300/8300]	1
11	49266	(0000–yyyy)	Tie, Cable, Nyl, 07.3l .19w 1.8 Max D	4
12	01685	(0000–)	Washer, Flt, .31	3

Fig. 56 – Vacuum Wand Kit

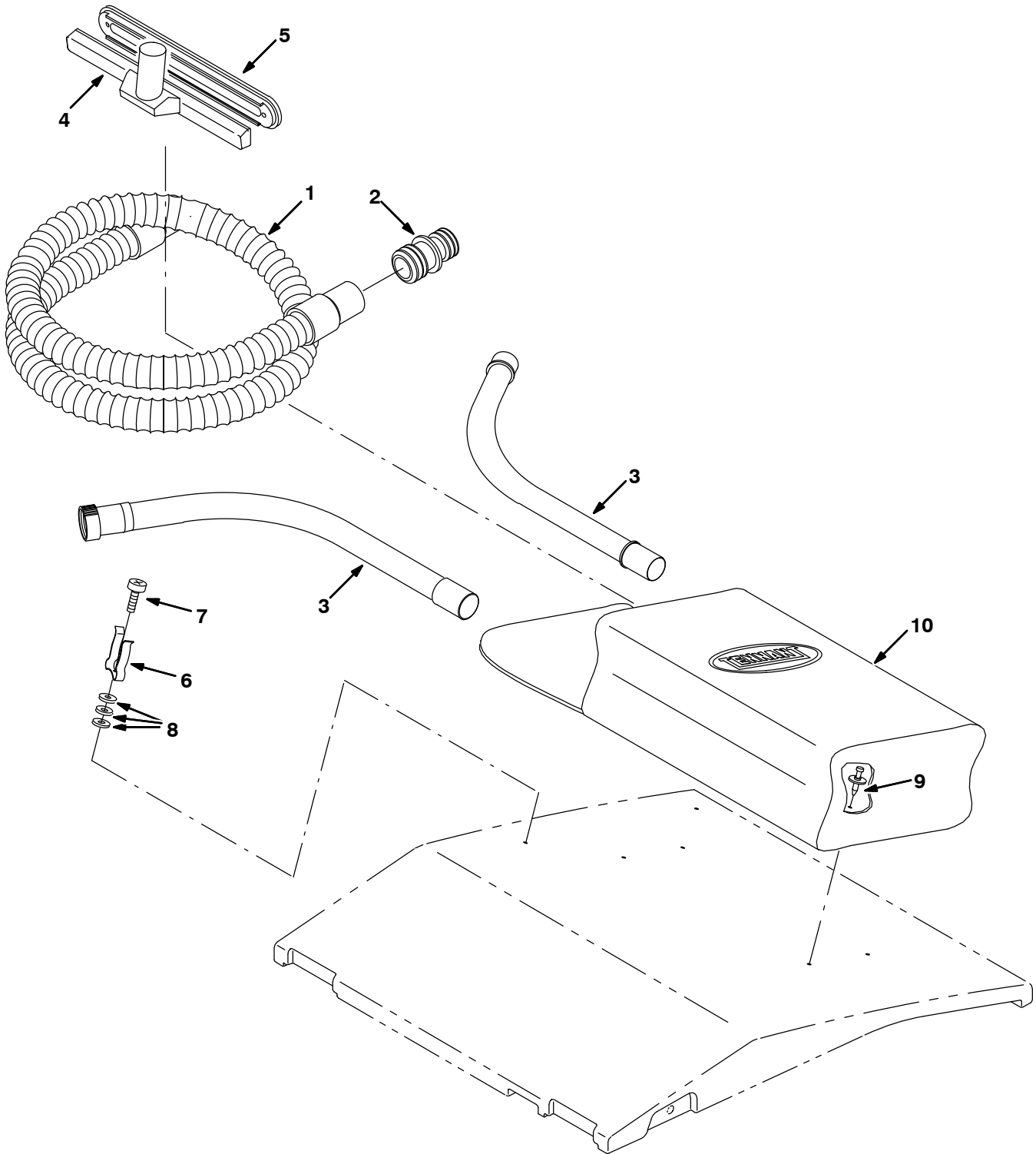


Fig. 56 – Vacuum Wand Kit

	Ref.	Part No.	Serial Number	Description	Qty.
▽		387262	(0000-) Kit, Ci, Vacuum Wand, [7300/8300]	1
▲	1	86767	(0000-) Hose Assy, Pvc, W/ Cuff, 1.5d, 90.0l	1
▲	2	48609	(0000-) Fitting, Plstc, Str, Bm24/Bm32	1
▲	3	63448	(0000-) Tube, Wand, Vacuum, Metal	1
▲	4	63451	(0000-) Nozzle, Wand, Plstc, 14.0lg	1
▲	5	63430	(0000-) Shoe, Plstc, Sqge, 14inch	1
▲	6	67004	(0000-) Clip, Finger Grip	2
▲	7	360943	(0000-) Screw, Pan, #10-14X0.75, F/Plstc	2
▲	8	19064	(0000-) Washer, Flt, #06	6
▲	9	72968	(0000-) Rivet, Plstc, .250 X 0.898	4
▲	10	65580	(0000-) Bag, Power	1

Fig. 57 – Max Pro 1200 Rear Squeegee Group (0000–0599)

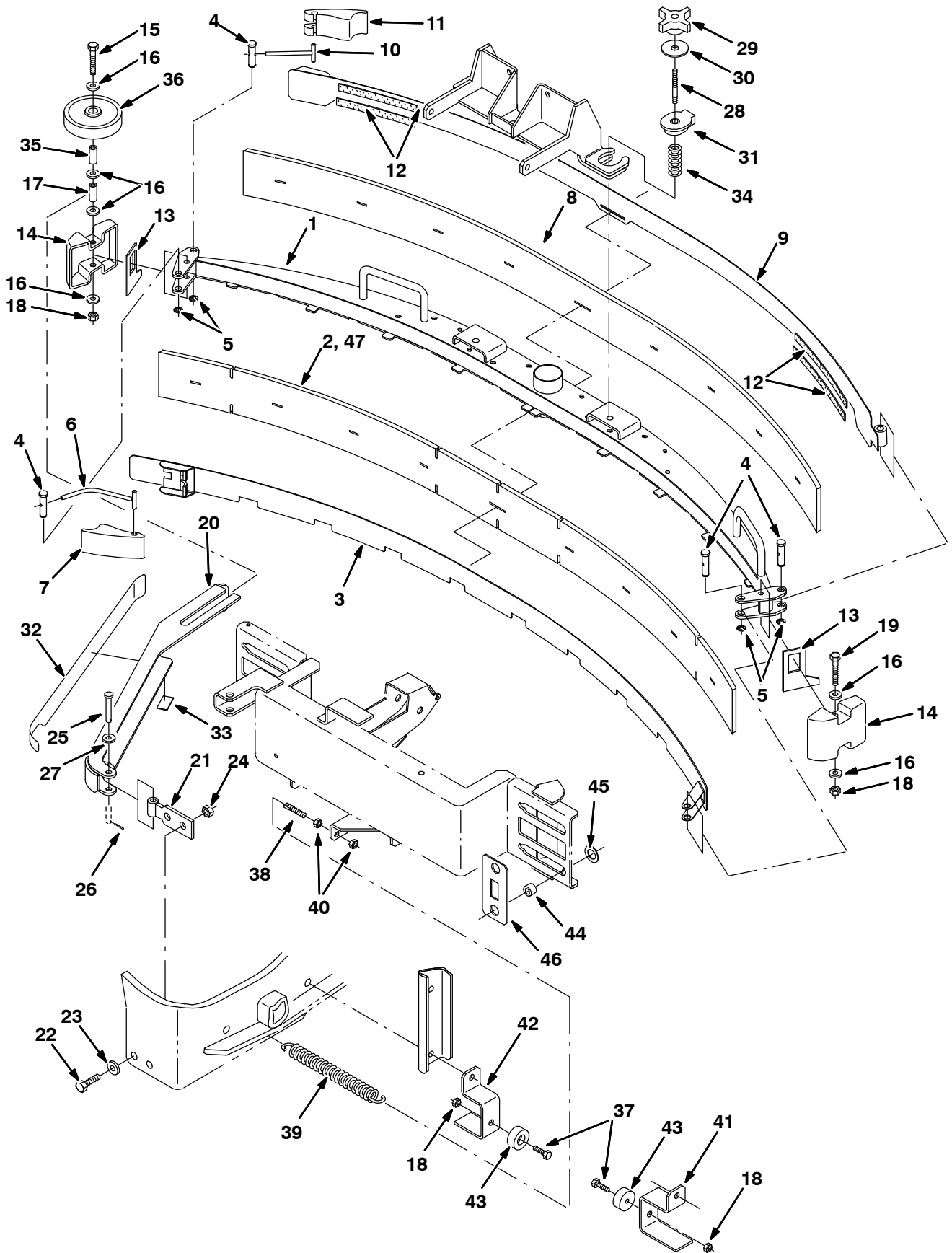


Fig. 57 – Max Pro 1200 Rear Squeegee Group (0000–0599)

Ref.	Part No.	Serial Number	Description	Qty.
▽	386861	(0000–0599)) Kit, Cl, Squeegee, Rear [Max Pro 1200]	1
▲	1 1056877	(0000–0599)) Frame Wldt, Sqge 48.0l	1
▲	2 386833	(0000–0599)) Blade, Sqge, Front 48.0l	1
▲	3 386835	(0000–0599)) Clamp Wldt, Front 48.0l	1
▲	4 21603	(0000–0599)) Pin	4
▲	5 24555	(0000–0599)) Ring, Retaining, Ext	4
▲	6 386298	(0000–0599)) Pin Wldt, Front	1
▲	7 21601	(0000–0599)) Cam	1
▲	8 386834	(0000–0599)) Blade, Sqge, Rear 48.0l	1
▲	9 386836	(0000–0599)) Clamp Wldt, Rear 48.0l	1
▲	10 21606	(0000–0599)) Bar Wldt, Retainer, Sqge, Rear	1
▲	11 21602	(0000–0599)) Cam, Rear	1
▲	12 03495	(0000–0599)) Strip, Nonslip	4
▲	13 83874	(0000–0599)) Gasket, Sqge	2
▲	14 386264	(0000–0599)) Bumper, Sqge	2
▲	15 387431	(0000–0599)) Screw, Hex, M08 X 1.25 X 130 Ss	1
▲	16 01685	(0000–0599)) Washer, Flt, .31 Ss	5
▲	17 222497	(0000–0599)) Sleeve	1
▲	18 08713	(0000–0599)) Nut, Hex, Lock, M08 X 1.25, NI, Ss	4
▲	19 09767	(0000–0599)) Screw, Hex, M08 X 1.25 X 70, Ss	1
▲	20 387435	(0000–0599)) Channel Wldt	1
▲	21 386234	(0000–0599)) Pivot Wldt, Guard	1
▲	22 12309	(0000–0599)) Screw, Hex, M12 X 1.75 X 30, Ss	2
▲	23 41619	(0000–0599)) Washer, Flt, .50 Ss	2
▲	24 09741	(0000–0599)) Nut, Hex, Lock, M12 X 1.75, NI, Ss	2
▲	25 1039190	(0000–0599)) Pin, Clevis, 0.25d X 2.00l	1
▲	26 08178	(0000–0599)) Pin, Cotter, .062 X 0.75	1
▲	27 01684	(0000–0599)) Washer, Flat, 0.27b 0.69d .05, Ss	2
▲	28 387237	(0000–0599)) Stud, .31–18 2.75l M8 X 1.25, Ss	2
▲	29 370100	(0000–0599)) Knob, 4–Prong W/.31–18, Insert	2
▲	30 04414	(0000–0599)) Washer, 0.53b 1.88d .12, Stl, PI	2
▲	31 387433	(0000–0599)) Ring, Mtg, Sqge, .50l	2
▲	32 387436	(0000–0599)) Bumper, Poly–E	1
▲	33 387438	(0000–0599)) Bumper, Poly–E	1
▲	34 387500	(0000–0599)) Spring, Cmpr, .87od .042wir 2.0l	2
▲	35 363301	(0000–0599)) Sleeve, 0.62d 0.34b 1.19l Bnz	1
▲	36 363162	(0000–0599)) Wheel, 4.0d 0.89w 0.64b	1
▲	37 09010	(0000–0599)) Screw, Hex, M08 X 1.25 X 25, Ss	2
▲	38 386847	(0000–0599)) Bolt, Eye, M10x1.5 X 2.0 X .28 Eye	1
▲	39 71100	(0000–0599)) Spring, Extn, 1.69od X 0.20wir, 9.5l	1
▲	40 32716	(0000–0599)) Nut, Hex, Jam, M10 X 1.5, Ss	2
▲	41 387446	(0000–0599)) Channel, Stop, Lh	1
▲	42 387447	(0000–0599)) Channel, Stop, Rh	1
▲	43 364614	(0000–0599)) Bumper, Neo, 1.5d .63t .31h	2
▲	44 387429	(0000–0599)) Sleeve, P/M, 0.44b 0.75d 0.5l [430ss]	4
▲	45 53782	(0000–0599)) Washer, Thrust, 0.75b 1.25d 0.06w	4
▲	46 387430	(0000–0599)) Plate, Slide	2
▲	47 387258	(0000–0599)) Blade, Sqge, Front, Mp1200, Tile	1

Fig. 58 - Max Pro 1200 Rear Squeegee Group (0600-)

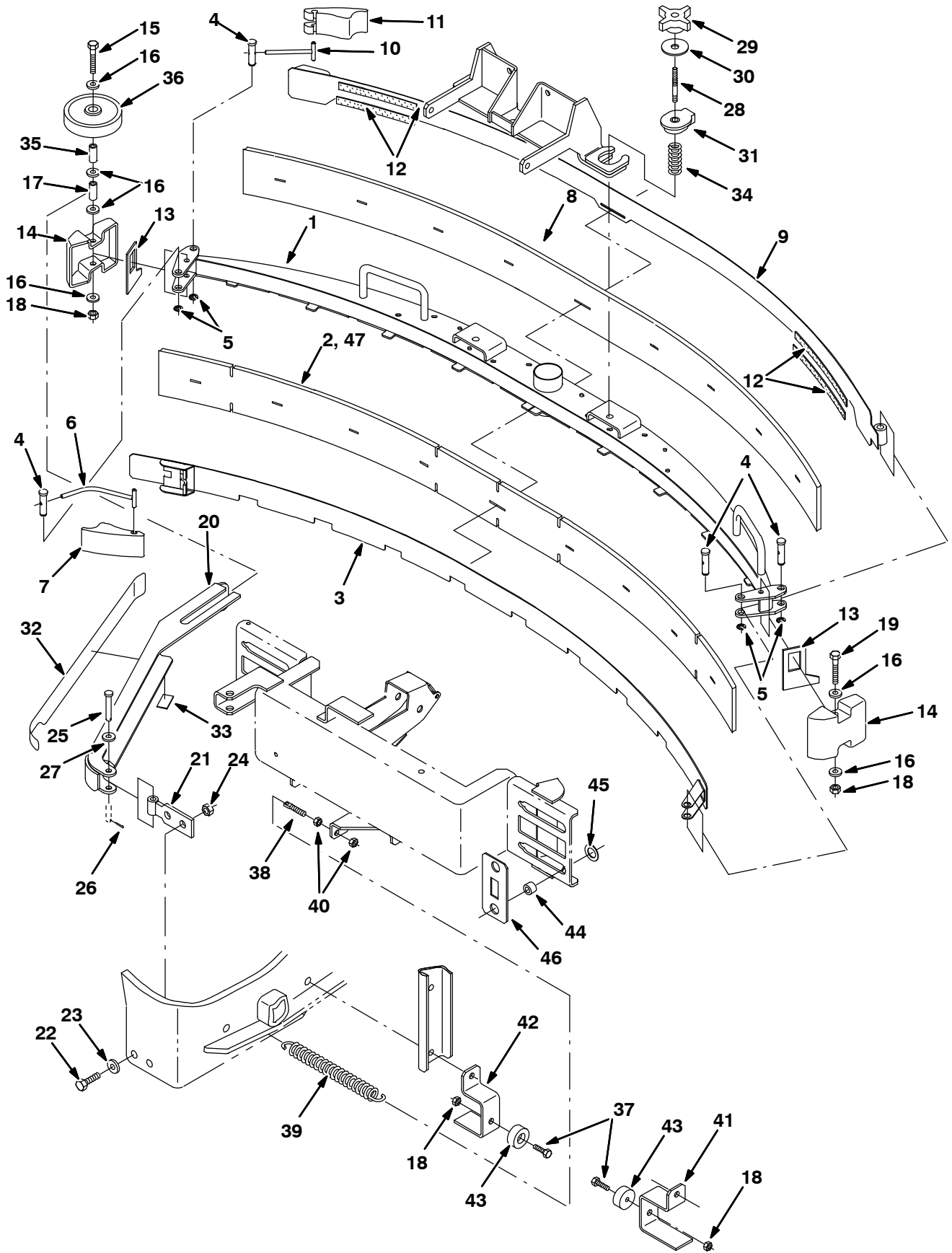


Fig. 58 – Max Pro 1200 Rear Squeegee Group (0600–)

Ref.	Part No.	Serial Number	Description	Qty.
▽	9006931	(0600–)	Squeegee Assy Kit, Rear, Ci [Mp1200]	1
▲	1 1056877	(0600–)	Frame Wldt, Sqge 48.0l	1
▲	2 386833	(0600–)	Blade, Sqge, Front 48.0l	1
▲	3 386835	(0600–)	Clamp Wldt, Front 48.0l	1
▲	4 21603	(0600–)	Pin	4
▲	5 24555	(0600–)	Ring, Retaining, Ext	4
▲	6 386298	(0600–)	Pin Wldt, Front	1
▲	7 21601	(0600–)	Cam	1
▲	8 386834	(0600–)	Blade, Sqge, Rear 48.0l	1
▲	9 386836	(0600–)	Clamp Wldt, Rear 48.0l	1
▲	10 21606	(0600–)	Bar Wldt, Retainer, Sqge, Rear	1
▲	11 21602	(0600–)	Cam, Rear	1
▲	12 03495	(0600–)	Strip, Nonslip	4
▲	13 83874	(0600–)	Gasket, Sqge	2
▲	14 386264	(0600–)	Bumper, Sqge	2
▲	15 387431	(0600–)	Screw, Hex, M08 X 1.25 X 130 Ss	1
▲	16 01685	(0600–)	Washer, Flt, .31 Ss	5
▲	17 222497	(0600–)	Sleeve	1
▲	18 08713	(0600–)	Nut, Hex, Lock, M08 X 1.25,NI, Ss	4
▲	19 09767	(0600–)	Screw, Hex, M08 X 1.25 X 70, Ss	1
▲	20 1056805	(0600–)	Channel Wldt, Iron Gray	1
▲	21 1056466	(0600–)	Plate Wldt, Pivot, Guard, Iron Gray	1
▲	22 12309	(0600–)	Screw, Hex, M12 X 1.75 X 30, Ss	2
▲	23 41619	(0600–)	Washer, Flt, .50 Ss	2
▲	24 09741	(0600–)	Nut, Hex, Lock, M12 X 1.75,NI, Ss	2
▲	25 1039190	(0600–)	Pin, Clevis, 0.25d X 2.00l	1
▲	26 08178	(0600–)	Pin, Cotter, .062 X 0.75	1
▲	27 01684	(0600–)	Washer, Flat, 0.27b 0.69d .05, Ss	2
▲	28 387237	(0600–)	Stud, .31–18 2.75l M8 X 1.25, Ss	2
▲	29 370100	(0600–)	Knob, 4–Prong W/.31–18, Insert	2
▲	30 04414	(0600–)	Washer, 0.53b 1.88d .12, Stl, PI	2
▲	31 387433	(0600–)	Ring, Mtg, Sqge, .50l	2
▲	32 387436	(0600–)	Bumper, Poly–E	1
▲	33 387438	(0600–)	Bumper, Poly–E	1
▲	34 387500	(0600–)	Spring, Cmpr, .87od .042wir 2.0l	2
▲	35 363301	(0600–)	Sleeve, 0.62d 0.34b 1.19l Bnz	1
▲	36 363162	(0600–)	Wheel, 4.0d 0.89w 0.64b	1
▲	37 09010	(0600–)	Screw, Hex, M08 X 1.25 X 25, Ss	2
▲	38 386847	(0600–)	Bolt, Eye, M10x1.5 X 2.0 X .28 Eye	1
▲	39 71100	(0600–)	Spring, Extn, 1.69od X 0.20wir, 9.5l	1
▲	40 32716	(0600–)	Nut, Hex, Jam, M10 X 1.5, Ss	2
▲	41 1056806	(0600–)	Bracket, Stop, Bar, Lh, Iron Gray	1
▲	42 1056807	(0600–)	Bracket, Stop, Bar, Rh, Iron Gray	1
▲	43 364614	(0600–)	Bumper, Neo, 1.5d .63t .31h	2
▲	44 387429	(0600–)	Sleeve, P/M, 0.44b 0.75d 0.5l [430ss]	4
▲	45 53782	(0600–)	Washer, Thrust, 0.75b 1.25d 0.06w	4
▲	46 387430	(0600–)	Plate, Slide	2
▲	47 387258	(0600–)	Blade, Sqge, Front, Mp1200, Tile	1

OPTIONS

Fig. 59 – Max Pro 1200 Rear Squeegee Group for Vacuumized Side Squeegee (0000-0599)

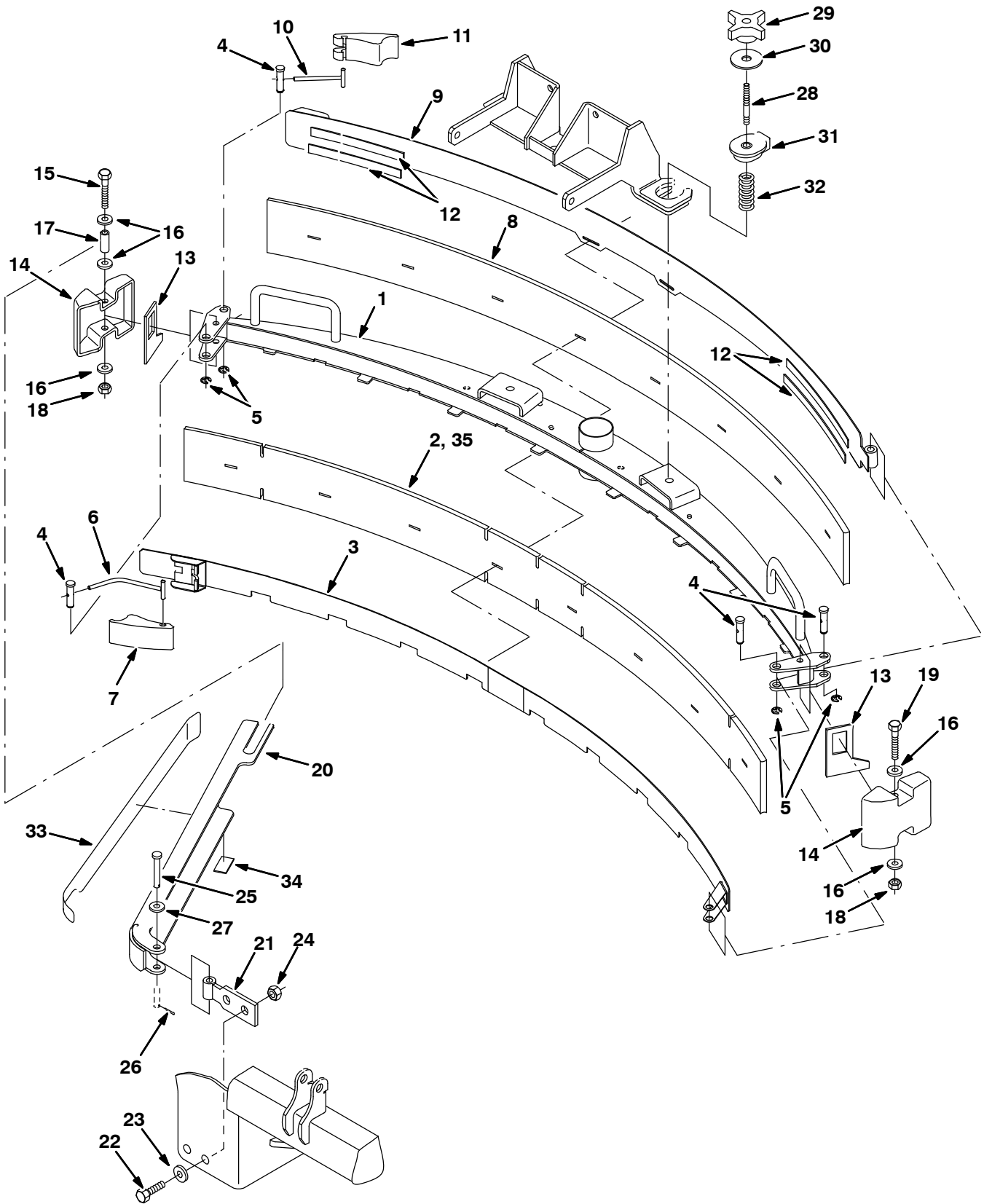


Fig. 59 – Max Pro 1200 Rear Squeegee Group for Vacuumized Side Squeegee (0000–0599)

Ref.	Part No.	Serial Number	Description	Qty.
▽	386860	(0000–0599)) Kit, Cl, Squeegee, Rear (Max Pro™ 1000)	1
▲	1 1056856	(0000–0599)) Frame Wldt, Sqge, Iron Gray	1
▲	2 386283	(0000–0599)) Blade, Sqge, Front	1
▲	3 386285	(0000–0599)) Clamp Wldt, Front	1
▲	4 21603	(0000–0599)) Pin	4
▲	5 24555	(0000–0599)) Ring, Retaining, Ext	4
▲	6 386298	(0000–0599)) Pin Wldt, Front	1
▲	7 21601	(0000–0599)) Cam	1
▲	8 386284	(0000–0599)) Blade, Sqge, Rear	1
▲	9 386286	(0000–0599)) Clamp Wldt, Rear	1
▲	10 21606	(0000–0599)) Bar Wldt, Retainer, Sqge, Rear	1
▲	11 21602	(0000–0599)) Cam, Rear	1
▲	12 03495	(0000–0599)) Strip, Nonslip	4
▲	13 83874	(0000–0599)) Gasket, Sqge	2
▲	14 386264	(0000–0599)) Bumper, Sqge	2
▲	15 386299	(0000–0599)) Screw, Hex, M08 X 1.25 X 100, Ss	1
▲	16 01685	(0000–0599)) Washer, Flt, .31 Ss	5
▲	17 222497	(0000–0599)) Sleeve	1
▲	18 08713	(0000–0599)) Nut, Hex, Lock, M08 X 1.25,NI, Ss	2
▲	19 09767	(0000–0599)) Screw, Hex, M08 X 1.25 X 70, Ss	1
▲	20 386266	(0000–0599)) Channel Wldt	1
▲	21 386234	(0000–0599)) Pivot Wldt, Guard	1
▲	22 12309	(0000–0599)) Screw, Hex, M12 X 1.75 X 30, Ss	2
▲	23 41619	(0000–0599)) Washer, Flt, .50 Ss	2
▲	24 09741	(0000–0599)) Nut, Hex, Lock, M12 X 1.75,NI, Ss	2
▲	25 1039190	(0000–0599)) Pin, Clevis, 0.25d X 2.00l	1
▲	26 08178	(0000–0599)) Pin, Cotter, .062 X 0.75	1
▲	27 01684	(0000–0599)) Washer, Flt, .25 Ss	2
▲	28 387237	(0000–0599)) Stud, .31–18 2.75l M8 X 1.25, Ss	2
▲	29 370100	(0000–0599)) Knob, 4–Prong W/.31–18, Insert	2
▲	30 04414	(0000–0599)) Washer, 0.53b 1.88d .12, Stl, PI	2
▲	31 387433	(0000–0599)) Ring, Mtg, Sqge, .50l	2
▲	32 387500	(0000–0599)) Spring, Cmpr, .87od .042wir 2.0l	2
▲	33 387448	(0000–0599)) Bumper, Poly–E	1
▲	34 387438	(0000–0599)) Bumper, Poly–E	1
▲	35 387257	(0000–)) Blade, Sqge, Front, Mp1000, Tile	1

OPTIONS

Fig. 60 – Max Pro 1200 Rear Squeegee Group for Vacuumized Side Squeegee (0600-)

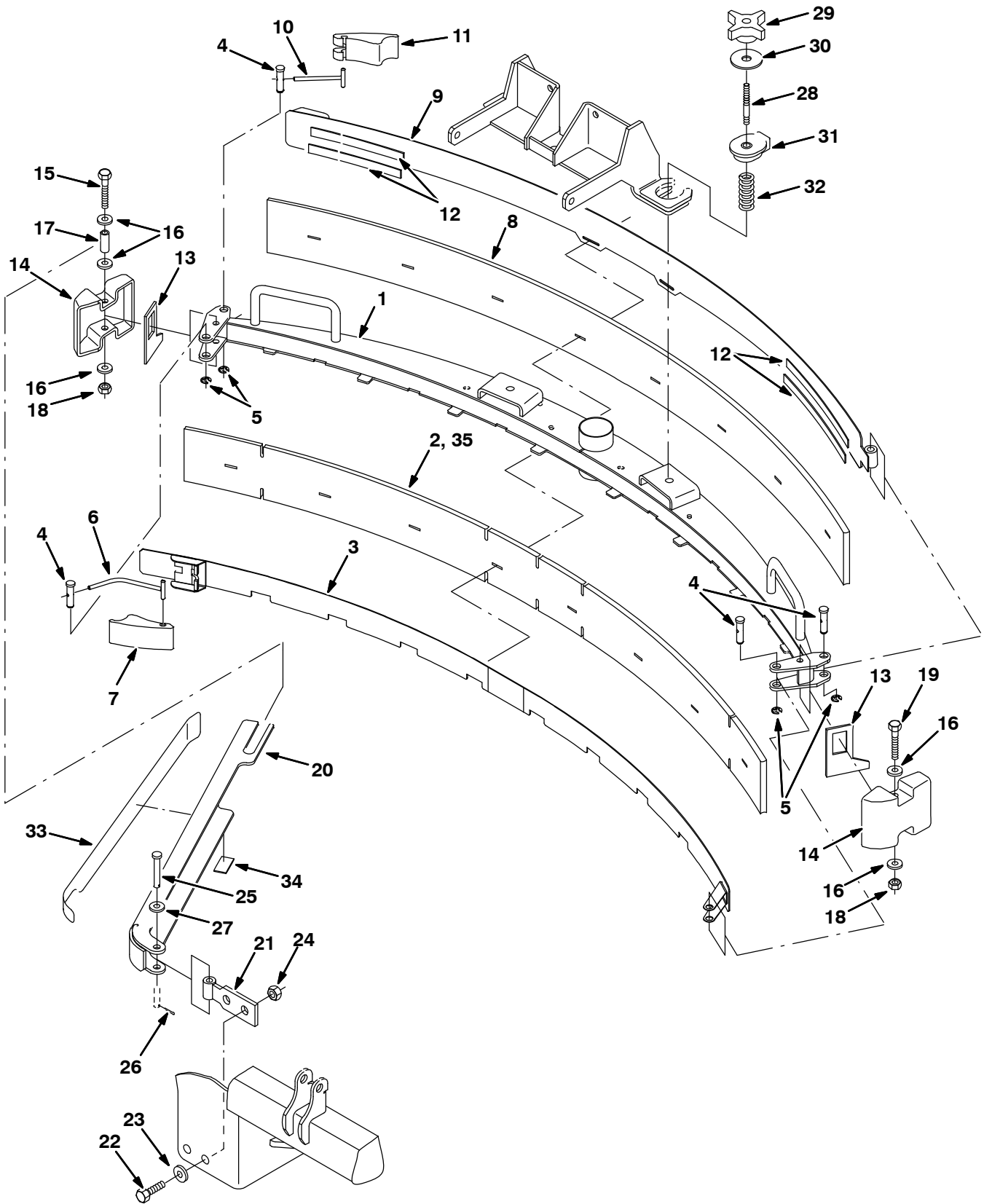


Fig. 60 – Max Pro 1200 Rear Squeegee Group for Vacuumized Side Squeegee (0600–)

Ref.	Part No.	Serial Number	Description	Qty.
▽	9006930	(0600–)	Squeegee Assy Kit, Rear, Ci [Mp1000]	1
▲	1 1056856	(0600–)	Frame Wldt, Sqge, Iron Gray	1
▲	2 386283	(0600–)	Blade, Sqge, Front	1
▲	3 386285	(0600–)	Clamp Wldt, Front	1
▲	4 21603	(0600–)	Pin	4
▲	5 24555	(0600–)	Ring, Retaining, Ext	4
▲	6 386298	(0600–)	Pin Wldt, Front	1
▲	7 21601	(0600–)	Cam	1
▲	8 386284	(0600–)	Blade, Sqge, Rear	1
▲	9 386286	(0600–)	Clamp Wldt, Rear	1
▲	10 21606	(0600–)	Bar Wldt, Retainer, Sqge, Rear	1
▲	11 21602	(0600–)	Cam, Rear	1
▲	12 03495	(0600–)	Strip, Nonslip	4
▲	13 83874	(0600–)	Gasket, Sqge	2
▲	14 386264	(0600–)	Bumper, Sqge	2
▲	15 386299	(0600–)	Screw, Hex, M08 X 1.25 X 100, Ss	1
▲	16 01685	(0600–)	Washer, Flt, .31 Ss	5
▲	17 222497	(0600–)	Sleeve	1
▲	18 08713	(0600–)	Nut, Hex, Lock, M08 X 1.25,NI, Ss	2
▲	19 09767	(0600–)	Screw, Hex, M08 X 1.25 X 70, Ss	1
▲	20 1056471	(0600–)	Channel Wldt, Guard, Rh, Iron Gray	1
▲	21 1056466	(0600–)	Plate Wldt, Pivot, Guard, Iron Gray	1
▲	22 12309	(0600–)	Screw, Hex, M12 X 1.75 X 30, Ss	2
▲	23 41619	(0600–)	Washer, Flt, .50 Ss	2
▲	24 09741	(0600–)	Nut, Hex, Lock, M12 X 1.75,NI, Ss	2
▲	25 1039190	(0600–)	Pin, Clevis, 0.25d X 2.00l	1
▲	26 08178	(0600–)	Pin, Cotter, .062 X 0.75	1
▲	27 01684	(0600–)	Washer, Flt, .25 Ss	2
▲	28 387237	(0600–)	Stud, .31–18 2.75l M8 X 1.25, Ss	2
▲	29 370100	(0600–)	Knob, 4–Prong W/.31–18, Insert	2
▲	30 04414	(0600–)	Washer, 0.53b 1.88d .12, Stl, PI	2
▲	31 387433	(0600–)	Ring, Mtg, Sqge, .50l	2
▲	32 387500	(0600–)	Spring, Cmpr, .87od .042wir 2.0l	2
▲	33 387448	(0600–)	Bumper, Poly–E	1
▲	34 387438	(0600–)	Bumper, Poly–E	1
	35 387257	(0000–)	Blade, Sqge, Front, Mp1000, Tile	1

Fig. 61 – Rollout Battery Kit

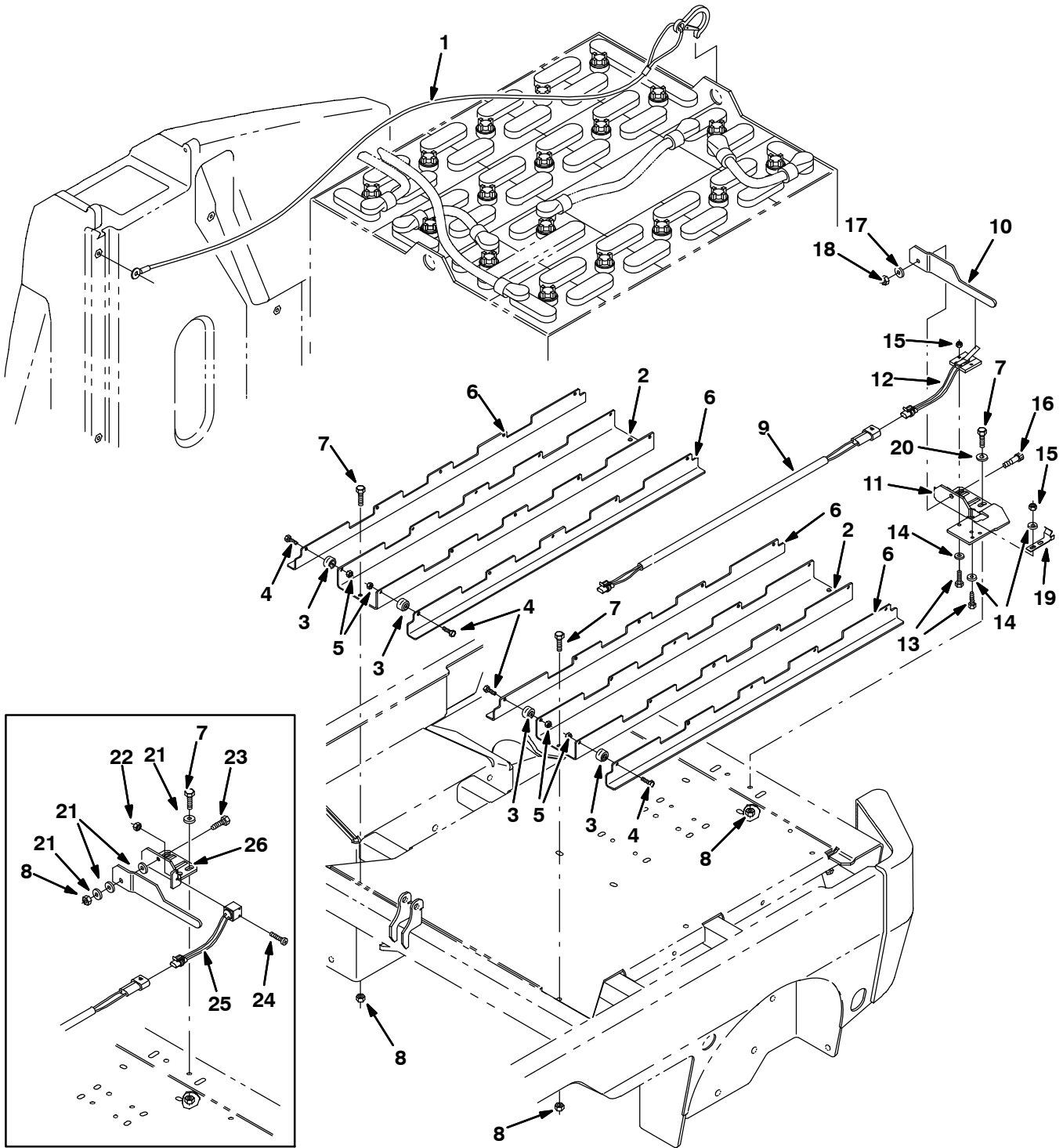


Fig. 61 – Rollout Battery Kit

Ref.	Part No.	Serial Number	Description	Qty.
▽	387043	(0000-) Kit, Ci, Battery, Rollout	1
▲	1 386968	(0000-) Cable, Safety, Battery	1
▲	2 1056916	(0000-) Channel, Battery, R/O, Iron Gray	2
▲	3 369415	(0000-) Bearing, Needle, 0.25b 0.88d 0.50w	20
▲	4 07805	(0000-) Screw, Hex, M06 X 1.0 X 35, Ss	20
▲	5 08712	(0000-) Nut, Hex, Lock, M06 X 1.0, NI, Ss	20
▲	6 1056915	(0000-) Angle, Battery, R/O, Iron Gray	4
▲	7 09740	(0000-) Screw, Hex, M08 X 1.25 X 20, Ss	6
▲	8 08713	(0000-) Nut, Hex, Lock, M08 X 1.25, NI, Ss	6
▲	9 386607	(0000-) Harness, Battery, Rollout [7300/8300]	1
▲	10 1057644	(0000-) Bar Wldt, Battery, R/O	1
▲	11 1056940	(0207-) Stop Wldt, Iron Gray	1
▲	12 377341	(0207-) Switch, Limit, No	1
▲	13 24199	(0207-) Screw, Hex, M5 X 0.8 X 16, Ss	4
▲	14 01683	(0207-) Washer, Flat, #10 Ss	4
▲	15 09739	(0207-) Nut, Hex, Lock, M 5 X 0.8, NI, Ss	4
▲	16 02129	(0207-) Bolt, Shld, .38DX0.38, .31-18	1
▲	17 39349	(0207-) Washer, Flat, 0.31 Sae	1
▲	18 01760	(0207-) Nut, Hex, Lock, .31-18, NI, Thin	1
▲	19 1007107	(0207-) Latch, Handle	1
▲	20 01685	(0207-) Washer, Flat, 0.31 Ss	2
	21 01685	(0000-0206) Washer, Flt, .31 Ss	5
	22 33932	(0000-0206) Nut, Hex, Lock, M 4 X 0.7, NI Ss	5
	23 09023	(0000-0206) Screw, Hex, M08 X 1.25 X 35, Ss	1
	24 09198	(0000-0206) Screw, Pan, M04 X 0.7 X 35, Ss	2
	25 387027	(0000-0206) Switch, No (Replaced by 398454)	1
	26 387441	(0000-0206) Stop Wldt (Replaced by 398454)	1

Fig. 62 – Battery Forklift Kit

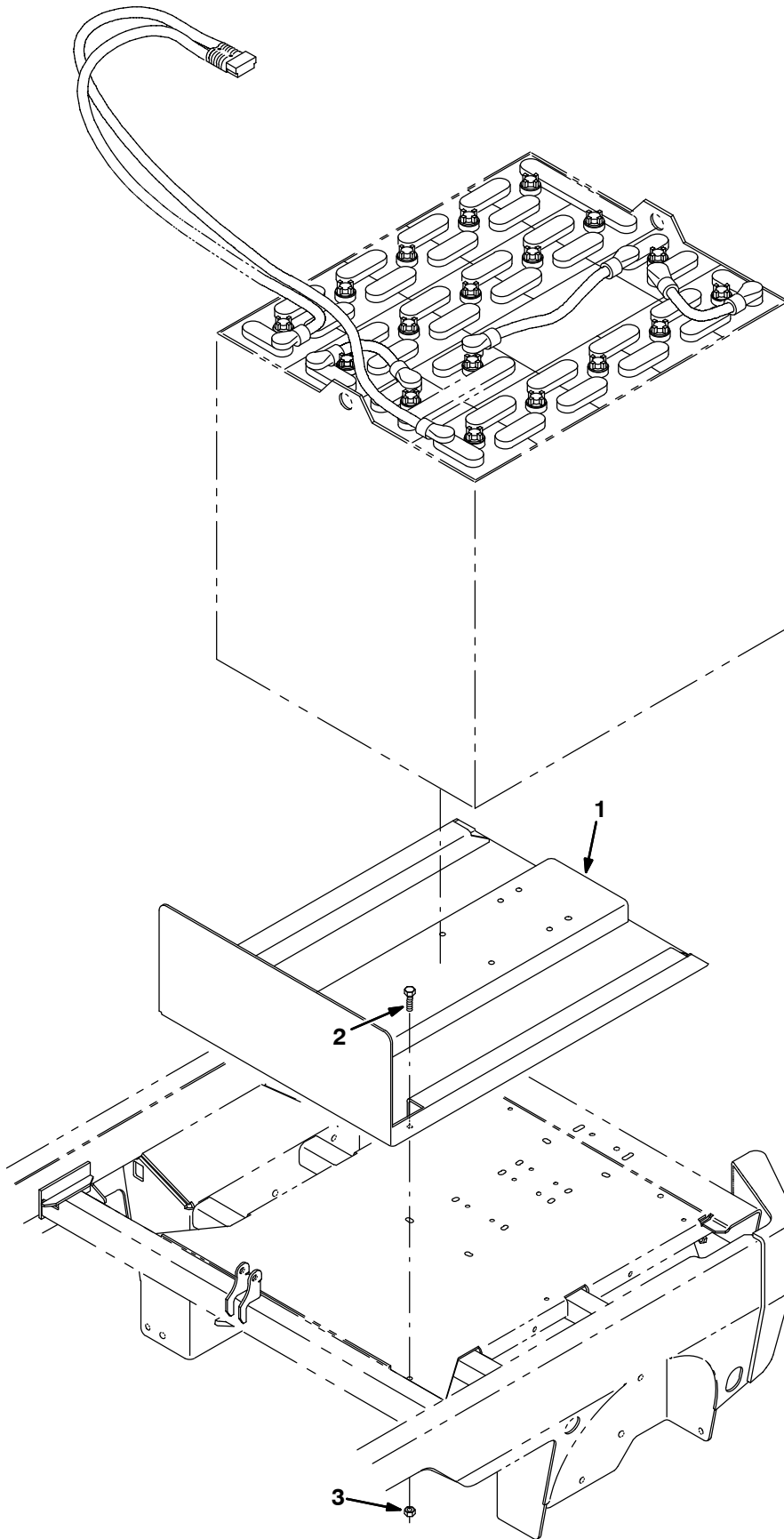


Fig. 62 – Battery Forklift Kit

	Ref.	Part No.	Serial Number	Description	Qty.
▽		387000	(0000–) Kit, Ci, Fork Lift, Battery	1
▲	1	1056883	(0000–) Cradle Wldt, Battery, Iron Gray	1
▲	2	09740	(0000–) Screw, Hex, M08 X 1.25 X 20, Ss	4
▲	3	08713	(0000–) Nut, Hex, Lock, M08 X 1.25,NI, Ss	4

Fig. 63 – Battery and Charger Group

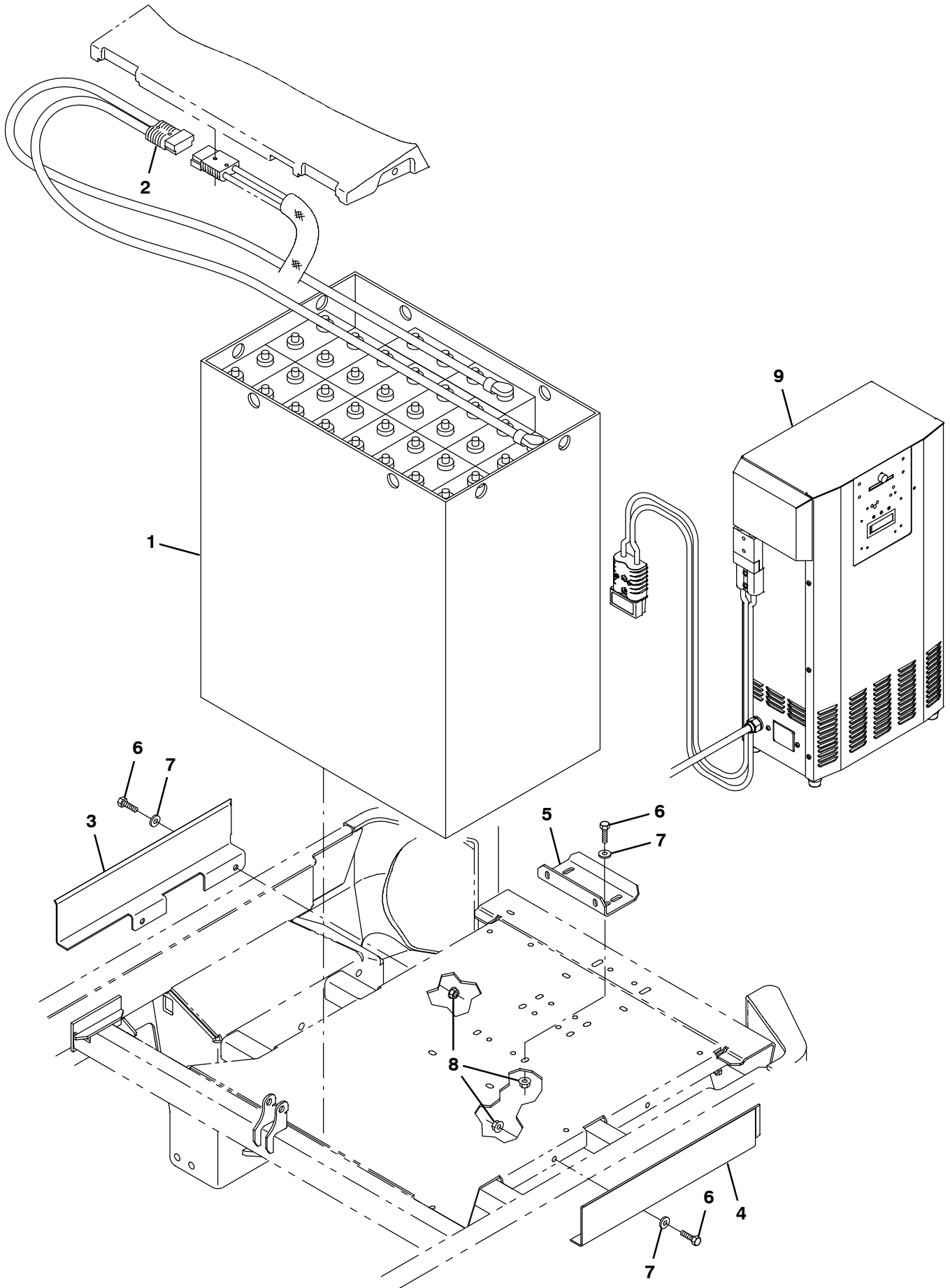


Fig. 63 – Battery and Charger Group

	Ref.	Part No.	Serial Number	Description	Qty.
▽		994264	(0000-) Battery Kit [Traction Tubular 36V/630AH]	1
▲▽	1	1041469	(0000-) Battery, 36VDC 0620AH [5H, 4PzS620]	1
▲▲	2	01726	(0000-) Connector, Anderson, 350A, Gray	1
▲	3	1056791	(0000-) Spacer, Battery, Rh, Iron Gray	1
▲	4	1056790	(0000-) Spacer, Battery, Lh, Iron Gray	1
▲	5	1056878	(0000-) Spacer, Battery, Rear, Iron Gray	1
▲	6	09740	(0000-) Screw, Hex, M08 X 1.25 X 20, Ss	6
▲	7	01685	(0000-) Washer, Flt, .31 Ss	6
▲	8	07791	(0000-) Nut, Hex, Flng M8 X 1.25	6
	9	1071809	(0000-) Charger, 36vdc 080a Wet Sb350g 400vac	1

Fig. 64 – Battery and Charger Group

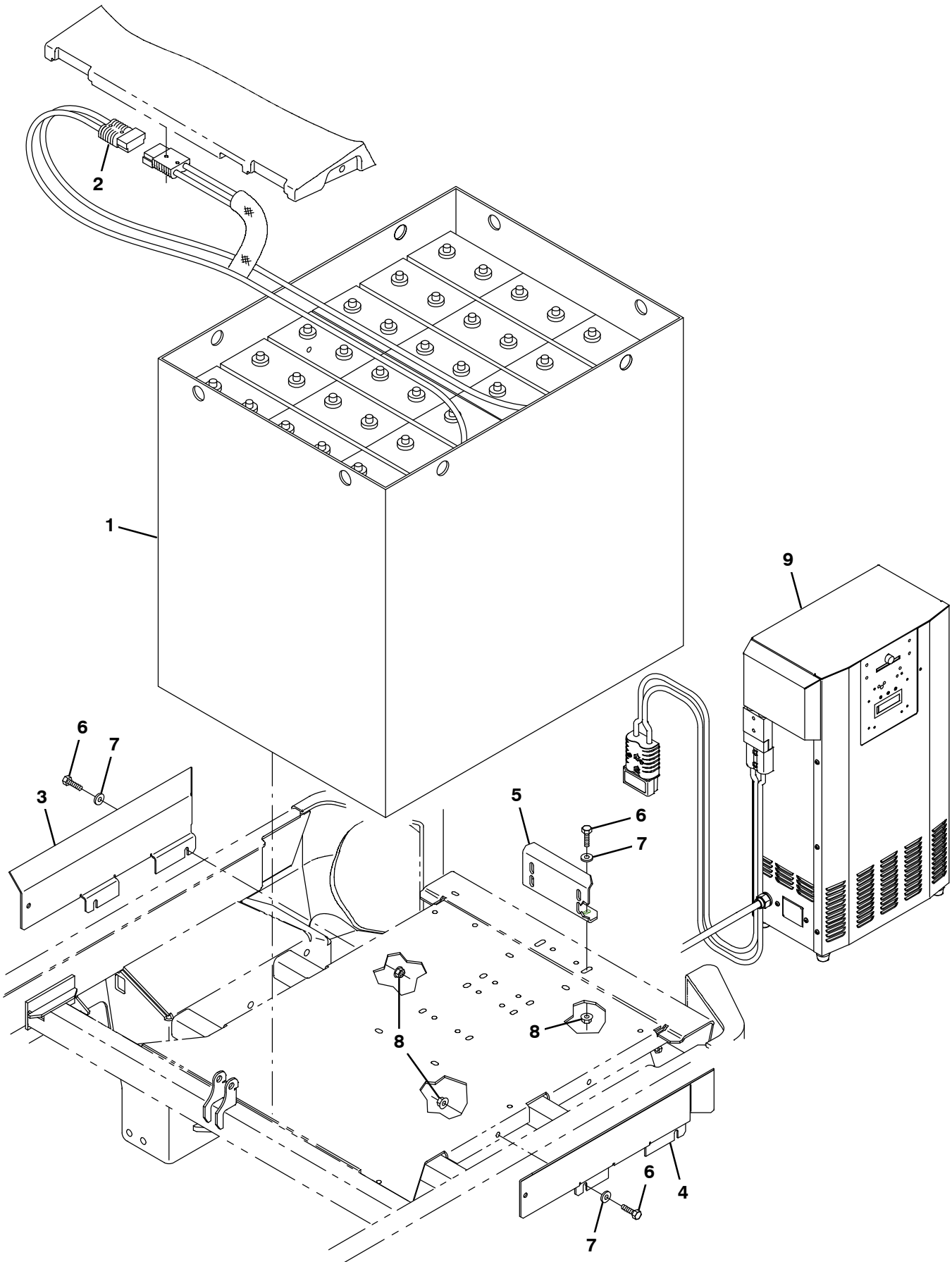


Fig. 64 – Battery and Charger Group

Ref.	Part No.	Serial Number	Description	Qty.
▽	994248	(0000–) Battery Kit, Dry, 36VDC 0600AH [TUBULAR]	1
▲▽	1 994206	(0000–) Battery, 36VDC 0600AH [5H, WFDF11]	1
▲▲	2 01726	(0000–) Connector, Anderson, 350A, Gray	1
▲	1041698	(0000–) Charger, BC15 36V80A MF SB350G	1
▲	3 1057071	(0000–) Spacer, Battery, Rh, Iron Gray	1
▲	4 1057072	(0000–) Spacer, Battery, Lh, Iron Gray	1
▲	5 1056878	(0000–) Spacer, Battery, Rear, Iron Gray	1
▲	6 09740	(0000–) Screw, Hex, M08 X 1.25X20	6
▲	7 01685	(0000–) Washer, Flt, .31 Ss	6
▲	8 07791	(0000–) Nut, Hex, Flng M8 X 1.25	6
	9 1071808	(0000–) Charger, 36vdc 080a Gel Sb350g 400vac	1
▽	994265	(0000–) Battery Kit [Traction Tubular 36V/840AH]	1
▲▽	1 1041470	(0000–) Battery, 36VDC 0840AH [5H, 6PzS840]	1
▲▲	2 01726	(0000–) Connector, Anderson, 350A, Gray	1
▲	1041711	(0000–) Charger, BC15 36V100A WET SB350G	1
▲	3 1057071	(0000–) Spacer, Battery, Rh, Iron Gray	1
▲	4 1057072	(0000–) Spacer, Battery, Lh, Iron Gray	1
▲	5 1056878	(0000–) Spacer, Battery, Rear, Iron Gray	1
▲	6 09740	(0000–) Screw, Hex, M08 X 1.25X20	6
▲	7 01685	(0000–) Washer, Flt, .31 Ss	6
▲	8 07791	(0000–) Nut, Hex, Flng M8 X 1.25	6
	9 1071811	(0000–) Charger, 36vdc 100a Wet Sb350g 400vac	1

Fig. 65 – Documentation Group

Ref.	Part No.	Serial Number	Description	Qty.
	330616	(0000–) Manual, Parts [7300 Ele, Ce]	1
	330617	(0000–) Manual, Oprtr [De, Ce]	1
	330618	(0000–) Manual, Oprtr [Dk, Ce]	1
	330619	(0000–) Manual, Oprtr [En, Ce]	1
	330620	(0000–) Manual, Oprtr [Es, Ce]	1
	330621	(0000–) Manual, Oprtr [Fi, Ce]	1
	330622	(0000–) Manual, Oprtr [Fr, Ce]	1
	330624	(0000–) Manual, Oprtr [It, Ce]	1
	330625	(0000–) Manual, Oprtr [NI, Ce]	1
	330626	(0000–) Manual, Oprtr [No, Ce]	1
	330627	(0000–) Manual, Oprtr [Pt, Ce]	1
	330628	(0000–) Manual, Oprtr [Se, Ce]	1
	331240	(0000–) Manual, Oprtr [Cz, Ce]	1
	331241	(0000–) Manual, Oprtr [Gr, Ce]	1
	331242	(0000–) Manual, Oprtr [Hu, Ce]	1
	331243	(0000–) Manual, Oprtr [Pl, Ce]	1
	331244	(0000–) Manual, Oprtr [Ru, Ce]	1
	331245	(0000–) Manual, Oprtr [Tr, Ce]	1
	9005133	(0000–) Manual, Oprtr [Ee, Ce]	1
	9005079	(0000–) Manual, Oprtr [Ro, Ce]	1
	9005134	(0000–) Manual, Oprtr [Lv, Ce]	1
	9005135	(0000–) Manual, Oprtr [Lt, Ce]	1
	9005136	(0000–) Manual, Oprtr [Sk, Ce]	1
	9005137	(0000–) Manual, Oprtr [Si, Ce]	1
	9005138	(0000–) Manual, Oprtr [Bg, Ce]	1
	330615	(0000–) Manual, Service	1
	387495	(0000–) Video, operator, (7300) PAL	1
	1041884	(0000–) Video, operator, (7300) DVD	1
	9006257	(0000–) Media, Cd–Rom, Training [ec–H2O TENNANT]	1

DE = Deutsch, DK = Dansk, EN = English, ES = Español, FI = Suomi, FR = Français, IT = Italiano, NL = Nederlands, NO = Norsk, PT = Português, SE = Svenska, CZ = Czechoslovakian, GR = Greek, HU = Hungarian, PL = Polish, RU = Russian, TR = Turkish, EE = Estonia, RO = Romanian, LV = Latvia, LT = Lithuania, SK = Slovakia, SI = Slovenia, BG = Bulgarian,



To view, print, order, download the latest Parts manual, other language Operator manuals, and Use and Care Guides (wall charts) visit:

www.tennantco.com/manual

SECTION 4

Contents	Page
Fig. 1 – Electric Motor Breakdown, 17363 . .	4-2
Fig. 2 – Electric Motor Breakdown, 398520 .	4-4
Fig. 3 – Electric Motor Breakdown, 60198 . .	4-6
Fig. 4 – Electric Motor Breakdown, 386050 .	4-7
Fig. 5 – Electric Motor Breakdown, 386679 .	4-8
Fig. 6 – Electric Motor Breakdown, 387585 .	4-9
Fig. 7 – Electric Motor Breakdown, 386687	4-10
Fig. 8 – Water Pump Breakdown, 387321 . .	4-11
Fig. 9 – Metering Solution Pump Breakdown, 386364	4-12
Fig. 10 – Hydraulic Powerunit Breakdown, 368704	4-13
Fig. 11 – Hydraulic Motor Breakdown, 386703	4-14
Fig. 12 – Steering Control Valve Breakdown, 373495	4-15
Fig. 13 – ec-H2O Module Assembly Breakdown, 9006270	4-16
Fig. 14 – ec-H2O Solution Pump Breakdown, 1005866	4-18
Fig. 15 – FaST Injector Assebmly Breakdown, 1070035	4-19

Fig. 1 - Electric Motor Breakdown, 17363

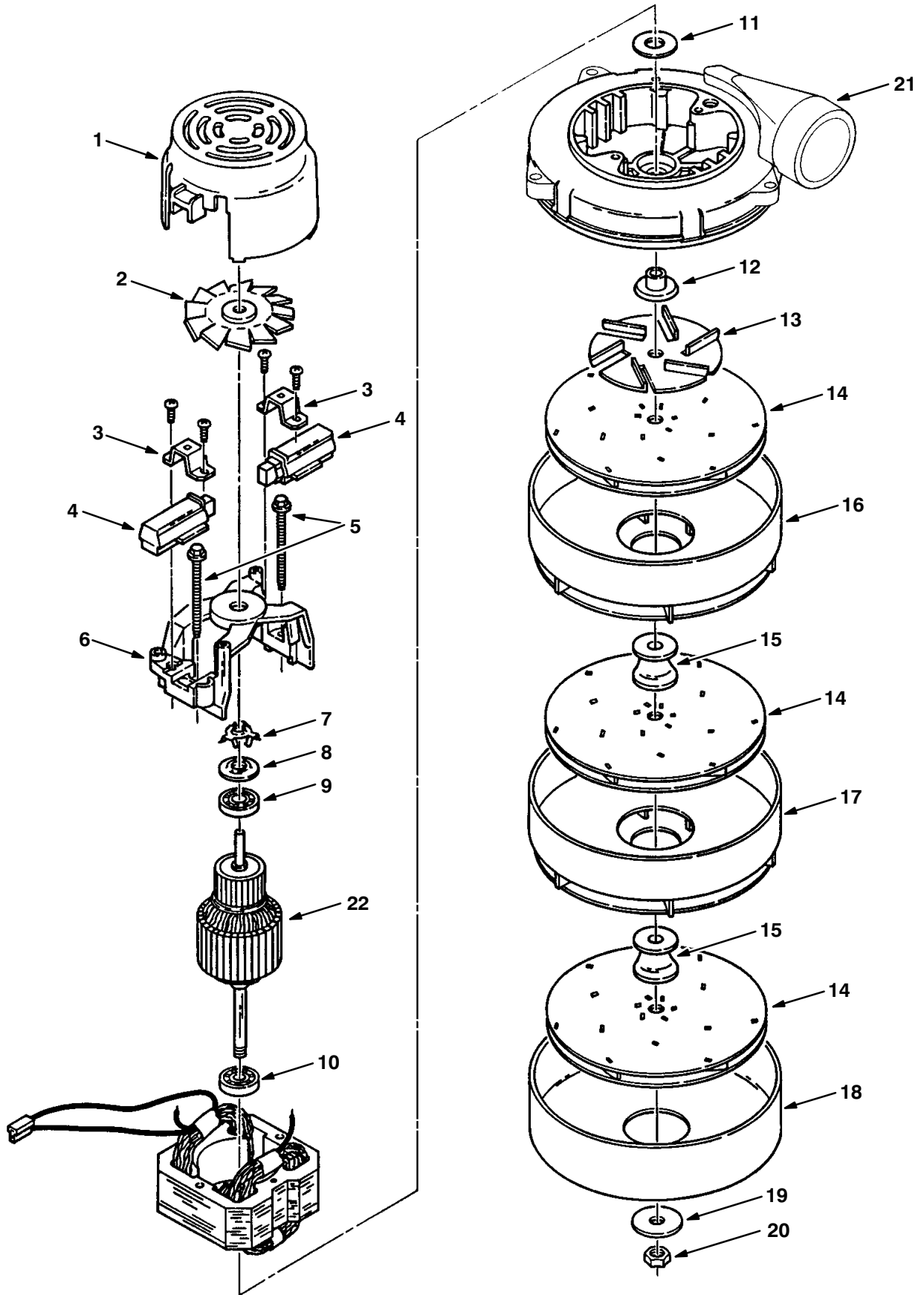


Fig. 1 – Electric Motor Breakdown, 17363

	Ref.	Part No.	Serial Number	Description	Qty.
▽		17363	(0000–) Fan vacuum, 36v	1
▲	1	37926	(0000–) Housing	1
▲	2	61298	(0000–) Fan	1
▲	3	01982	(0000–) Clamp	2
▲	4	11756	(0000–) Brush mechanism	2
▲	5	01969	(0000–) Screw	2
▲	6	01983	(0000–) Comm. bracket	1
▲	7	01856	(0000–) Spring, load	1
▲	8	37909	(0000–) Disc	1
▲	9	01842	(0000–) Bearing	1
▲	10	01837	(0000–) Bearing	1
▲	11	37912	(0000–) Washer, fl neo, 10.8x22x1.5	1
▲	12	18627	(0000–) Spacer	1
▲	13	01971	(0000–) Fan	1
▲	14	18628	(0000–) Fan, rotating	3
▲	15	18630	(0000–) Spacer	2
▲	16	61300	(0000–) Fan, stationary	1
▲	17	61297	(0000–) Fan, stationary	1
▲	18	61301	(0000–) Shell	1
▲	19	378983	(0000–) Washer	1
▲	20	37929	(0000–) Nut	1
▲	21	60386	(0000–) Bracket, Fan End	1
▲	22	21765	(0000–) Armature	1
▲		223264	(0000–) Seal, Fan	1
▲		10925	(0000–) Connector, 2 Conductor	1
▲		10926	(0000–) Terminal, Female	2

Fig. 2 – Electric Motor Breakdown, 398520

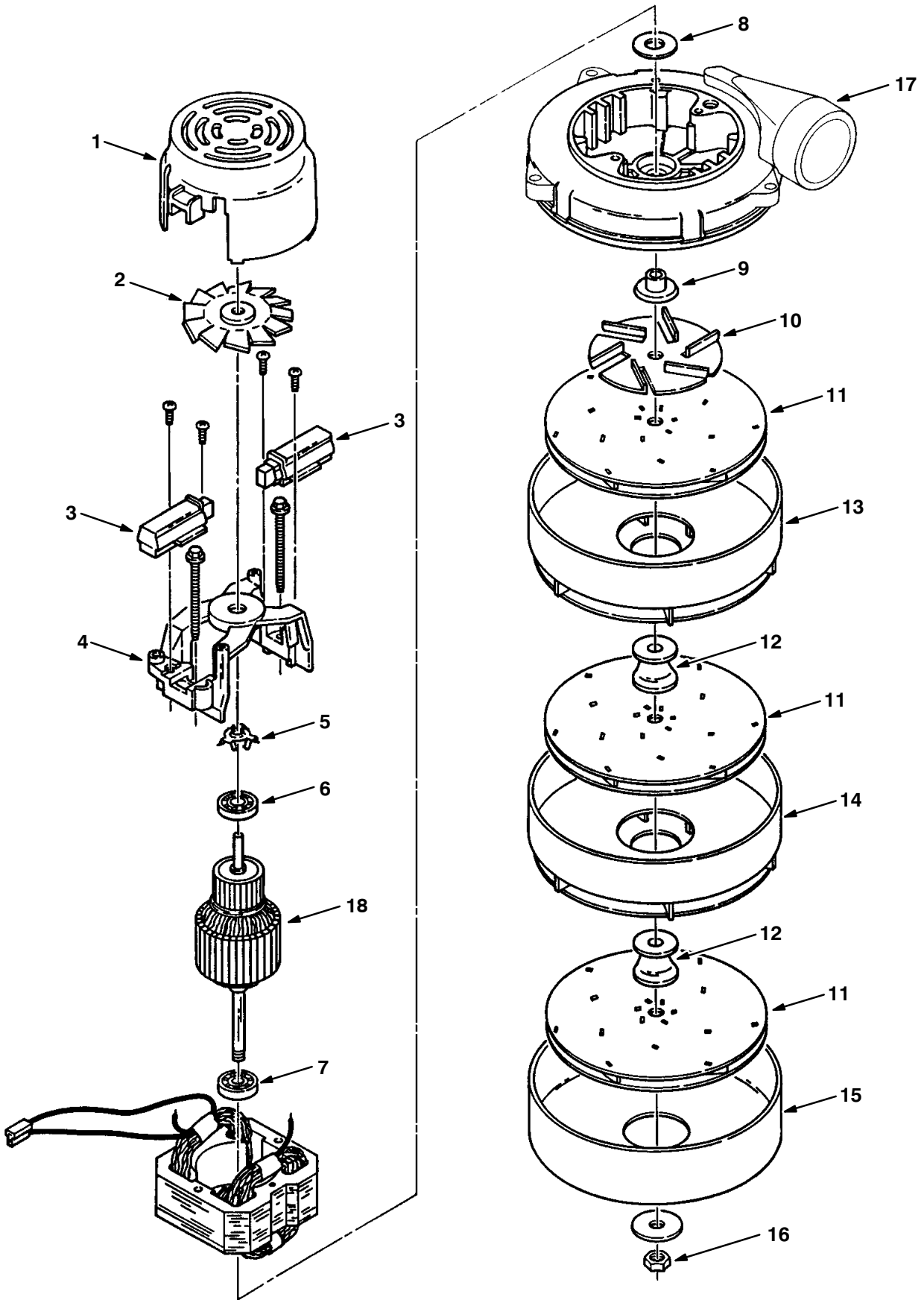
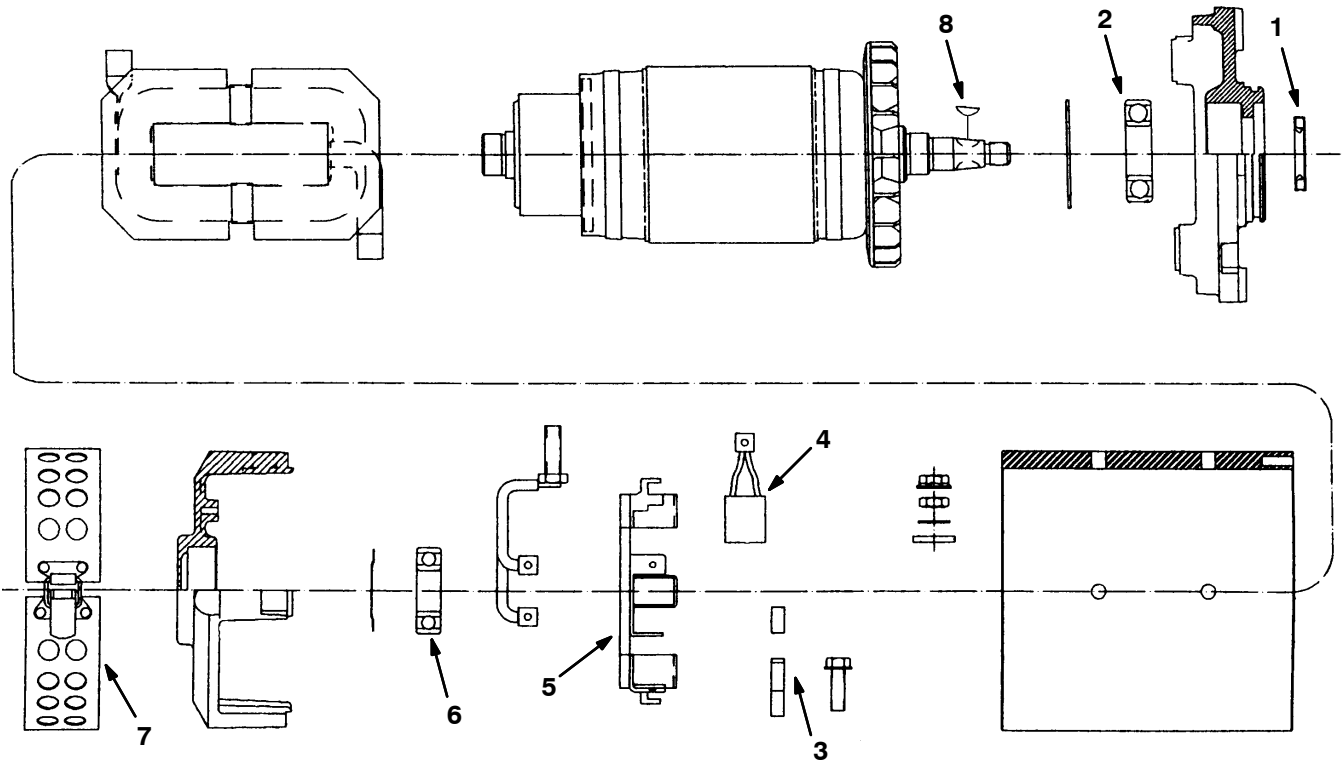


Fig. 2 – Electric Motor Breakdown, 398520

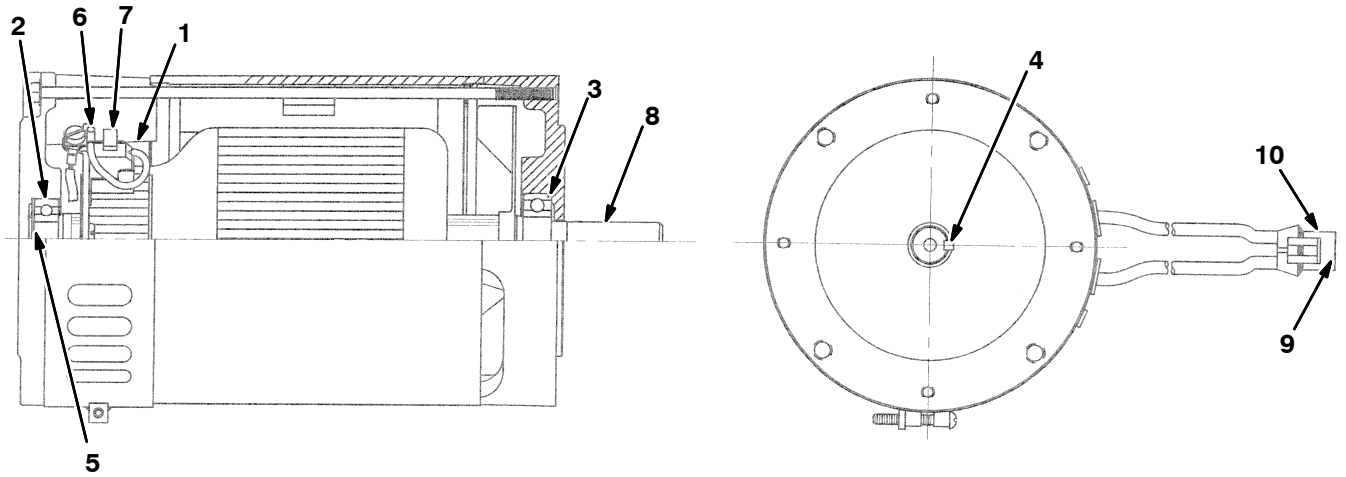
Ref.	Part No.	Serial Number	Description	Qty.
▽	398520	(0000–) Fan, Vacuum	1
▲	1 398511	(0000–) Housing	1
▲	2 398512	(0000–) Fan	1
▲	3 398513	(0000–) Brush Mechanism	2
▲	4 398514	(0000–) Comm. Bracket	1
▲	5 01856	(0000–) Spring	1
▲	6 398515	(0000–) Bearing	1
▲	7 01837	(0000–) Bearing	1
▲	8 37912	(0000–) Washer, Neo.	1
▲	9 398516	(0000–) Spacer	1
▲	10 01971	(0000–) Fan	1
▲	11 18628	(0000–) Vacuum Fan	3
▲	12 398517	(0000–) Spacer	2
▲	13 61300	(0000–) Stationary Fan	1
▲	14 61297	(0000–) Stationary Fan	1
▲	15 398518	(0000–) Shell	1
▲	16 37929	(0000–) Nut	1
▲	17 60386	(0000–) Bracket, Fan End	1
▲	18 398519	(0000–) Armature	1
▲	223264	(0000–) Seal, Fan	1
▲	10925	(0000–) Connector, 2 Conductor	1
▲	10926	(0000–) Terminal, Female	2

Fig. 3 – Electric Motor Breakdown, 60198



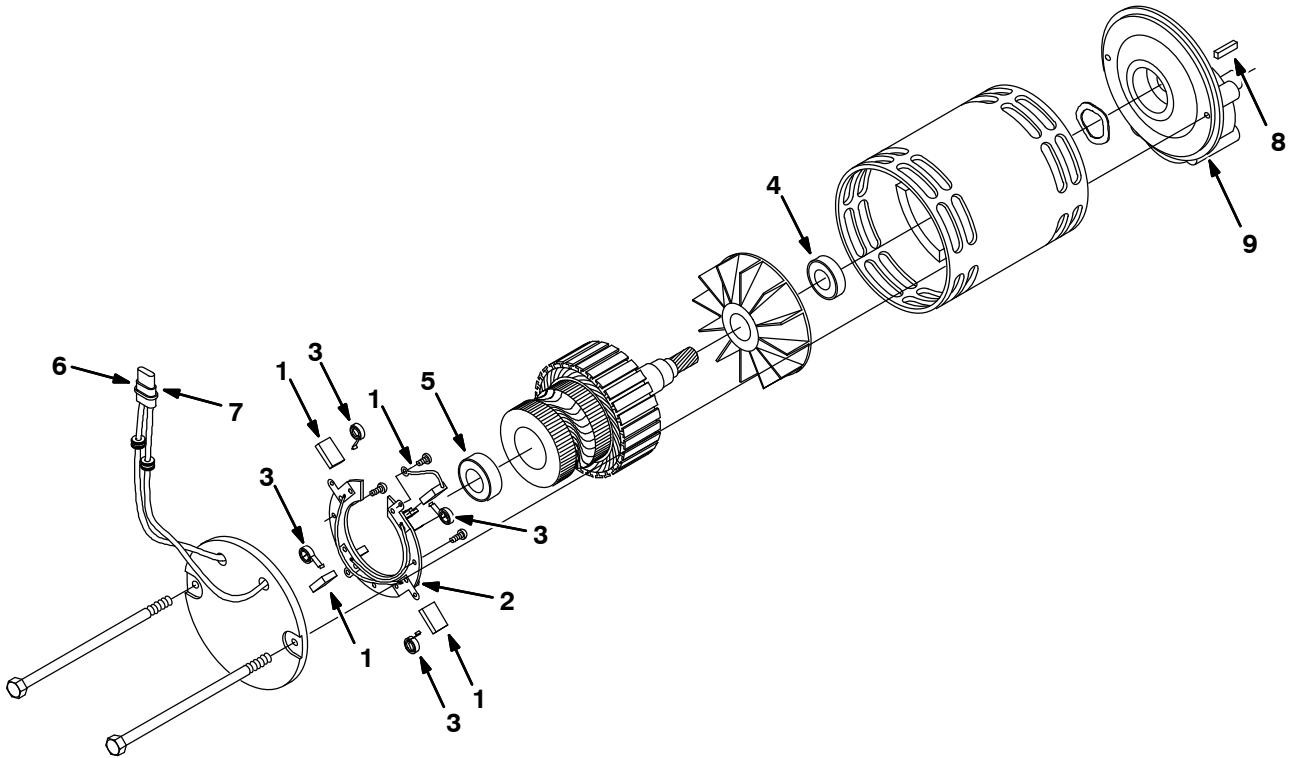
Ref.	Part No.	Serial Number	Description	Qty.
▽	60198	(0000–) Motor, traction 36v	
▲	1 48753	(0000–) Seal	1
▲	2 48754	(0000–) Bearing	1
▲	3 48755	(0000–) Spring, brush	4
▲▽	4 363491	(0000–) Brush kit, propelling motor	1
▲▲	48756	(0000–) Brush	4
▲	5 48757	(0000–) Brush, box & plate assy	1
▲	6 48758	(0000–) Bearing	1
▲	7 361973	(0000–) Band, Brush Cover	1
▲	8 00500-7	(0000–) Key, Woodruff, 0.16 0.62	1

Fig. 4 – Electric Motor Breakdown, 386050



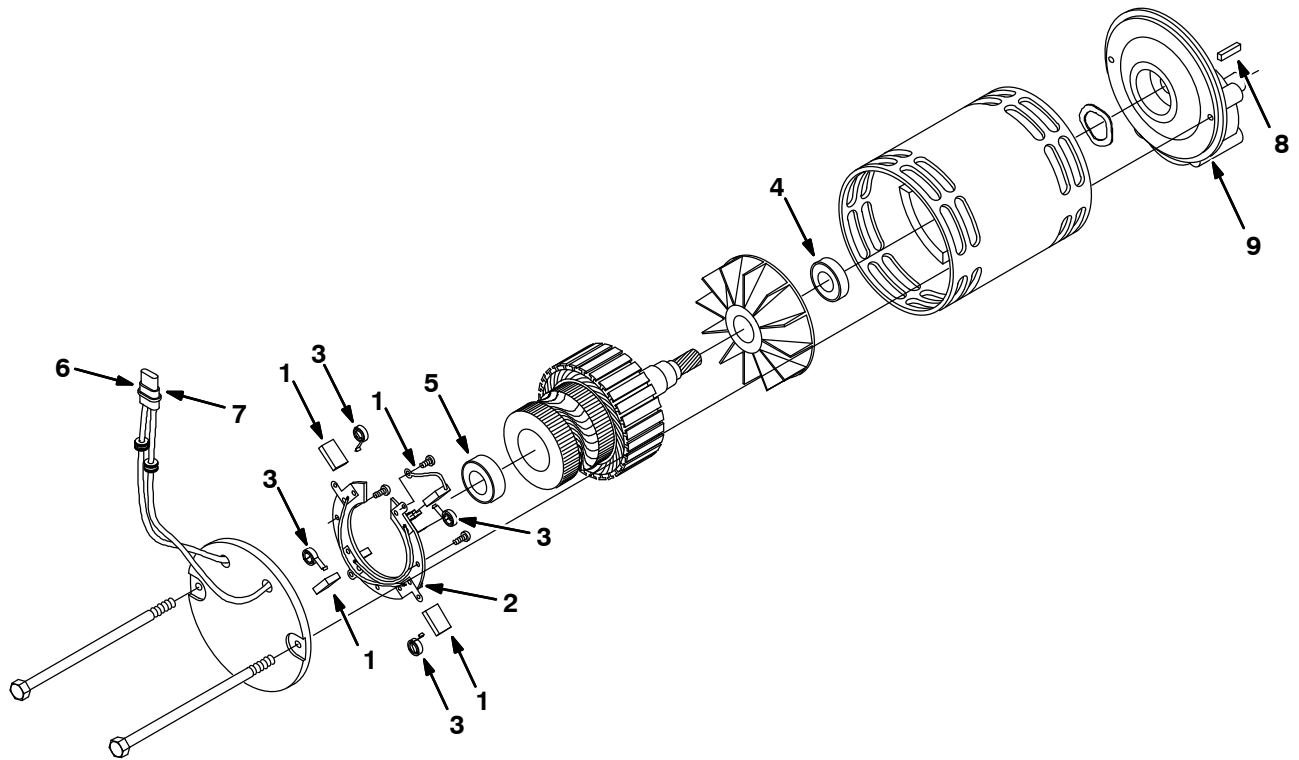
Ref.	Part No.	Serial Number	Description	Qty.
▽	386050	(0000-) Motor, Ele, 36 Vdc 1500 Rpm 1.5 Hp	
▲	1 41367	(0000-) Brush	4
▲	2 41368	(0000-) Bearing	1
▲	3 41371	(0000-) Bearing	1
▲	4 00918	(0000-) Key, Sq, 0.19 X 0.19, 01.25L	1
▲	5 387250	(0000-) Spring, Bearing	1
▲	6 21800	(0000-) Ring, Brush	1
▲	7 60189	(0000-) Spring	4
▲	8 387251	(0000-) Armature Assy, Complt	1
▲	9 24537	(0000-) Terminal, [Metripk630], Fem 10	2
▲	10 10925	(0000-) Connector, 2-Conductor	1

Fig. 5 – Electric Motor Breakdown, 386679



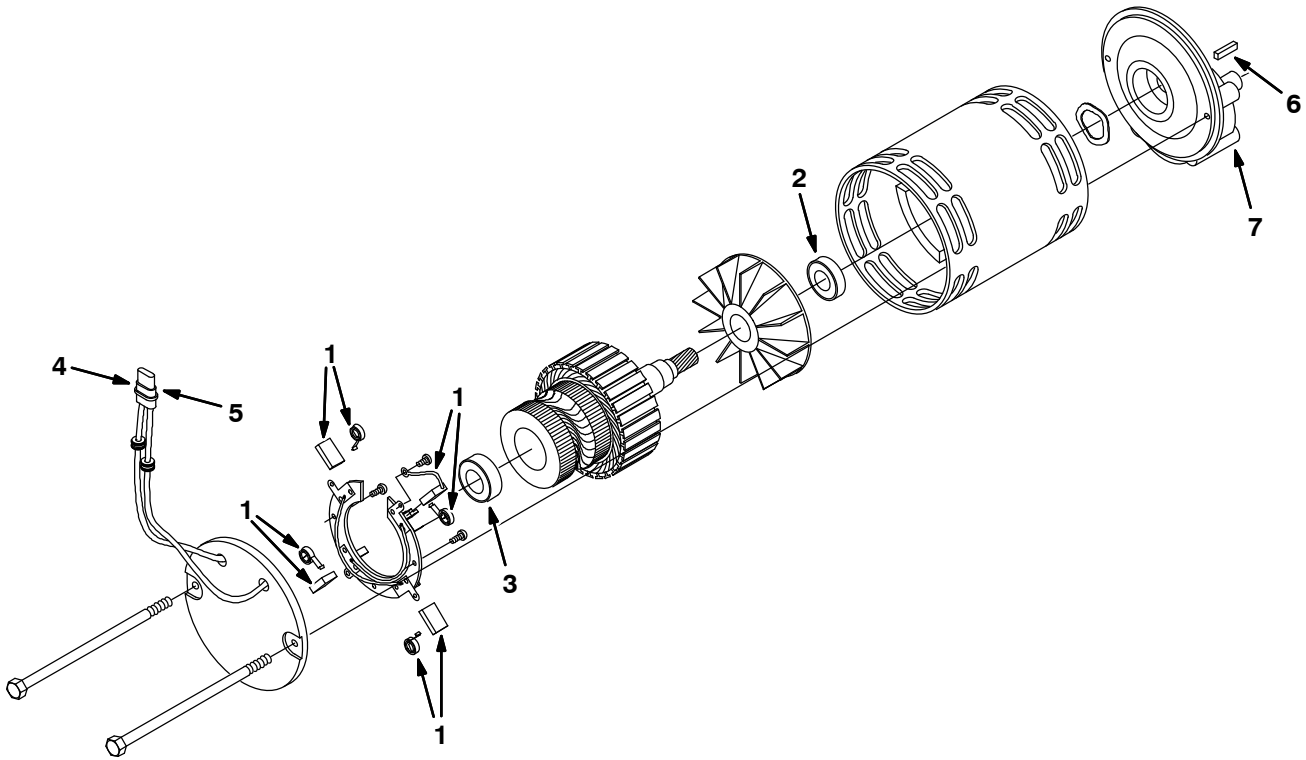
Ref.	Part No.	Serial Number	Description	Qty.
▽	386679	(0000-) Motor, Gear, Ele, 1.5Hp, 36Vdc, 300Rpm	
▲	1 387371	(0000-) Brush Kit	1
▲▽	2 387373	(0000-) Brush Holder Assy	1
▲▲	3 387374	(0000-) Spring, Brush	4
▲	4 41371	(0000-) Bearing	1
▲	5 41368	(0000-) Bearing	1
▲	6 10925	(0000-) Connector Body	1
▲	7 24537	(0000-) Terminal	2
▲	8 00928	(0000-) Key Square 0.25 X 0.25, 01.00L	1
▲	9 387372	(0000-) Gearbox, Motor	1

Fig. 6 – Electric Motor Breakdown, 387585



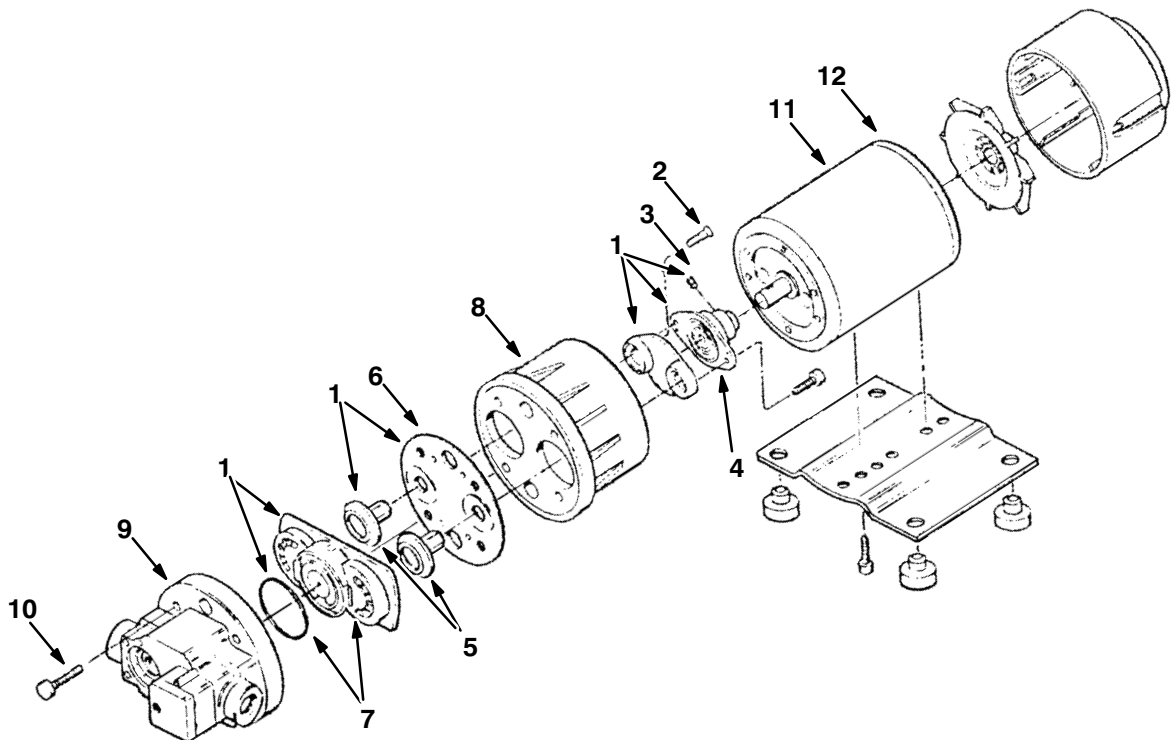
Ref.	Part No.	Serial Number	Description	Qty.	
▽	387585	(0000-) Motor, Gear, Ele, 1.5Hp, 36Vdc, 300Rpm		
▲	1	387589	(0000-) Brush	4
▲	2	387590	(0000-) Brush, Board, Assy	1
▲	3	387592	(0000-) Spring, Brush	4
▲	4	387587	(0000-) Bearing	1
▲	5	387588	(0000-) Bearing	1
▲	6	10925	(0000-) Connector Body	1
▲	7	24537	(0000-) Terminal	2
▲	8	00928	(0000-) Key Square 0.25 X 0.25, 01.00L	1
▲	9	374005	(0000-) Gearbox, Motor	1

Fig. 7 – Electric Motor Breakdown, 386687



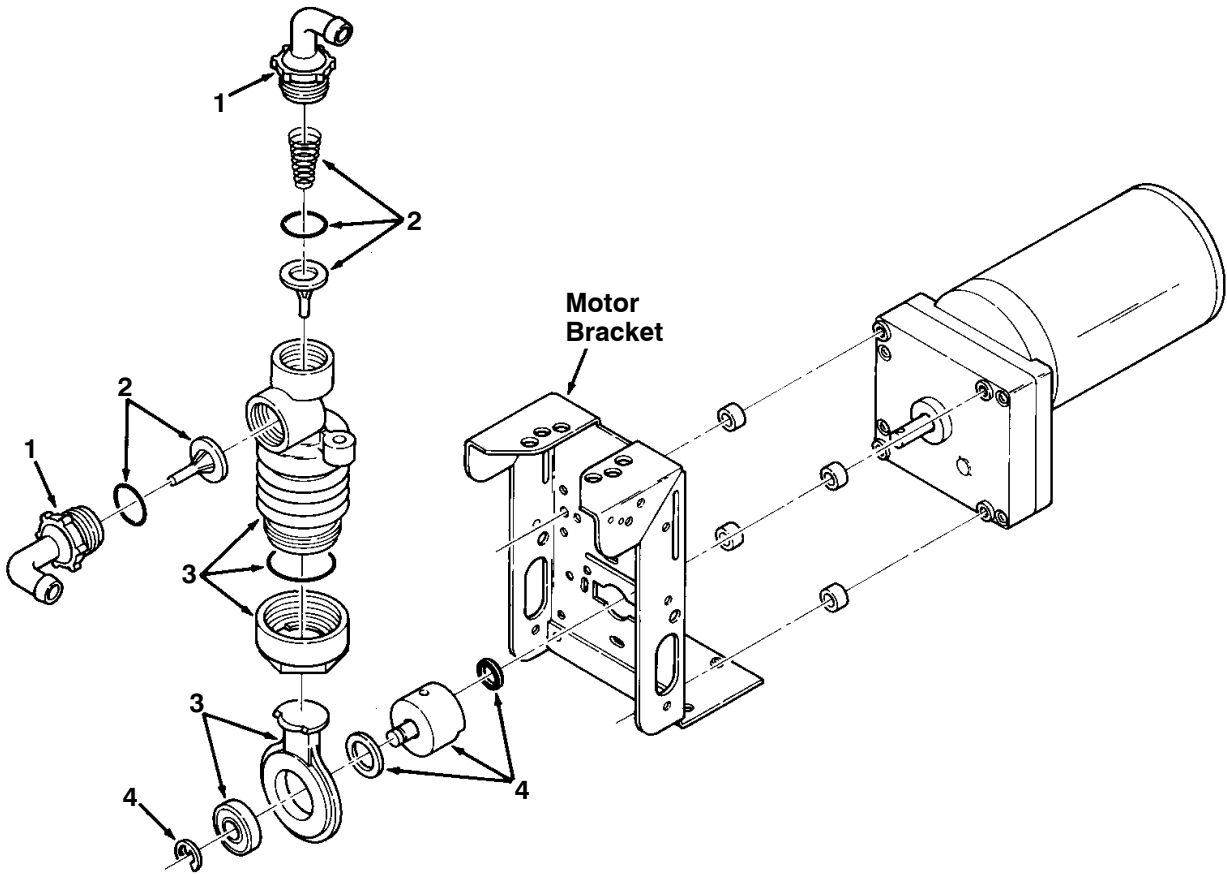
Ref.	Part No.	Serial Number	Description	Qty.
▽	386687	(0000–) Motor, Gear, 1.0Hp 36V	1
▲	1	222606	(0000–) Brush Kit	1
▲	2	222618	(0000–) Bearing	1
▲	3	222617	(0000–) Bearing	1
▲	4	10925	(0000–) Connector Body	1
▲	5	24537	(0000–) Terminal	2
▲	6	00928	(0000–) Key Square 0.25 0.25 01.00 Lg	1
▲	7	374005	(0000–) Gearbox, Motor	1

Fig. 8 – Water Pump Breakdown, 387321



Ref.	Part No.	Serial Number	Description	Qty.	
▽	387321	(0000-) Pump kit, power wand	1	
▲	1	65678	(0000-) Seal kit	1
▲	2	65667	(0000-) Screw	1
▲	3	65668	(0000-) Screw	1
▲	4	370923	(0000-) Cam/bearing\Diaphragm Kit	1
▲	5	65671	(0000-) Piston	1
▲	6	65672	(0000-) Diaphragm kit	1
▲	7	65673	(0000-) Check valve assy	1
▲	8	65670	(0000-) Bearing cover	1
▲	9	65674	(0000-) Switch assy	1
▲	10	65675	(0000-) Pump screw	1
▲	11	65676	(0000-) Motor	1
▲	12	65677	(0000-) Brush/rectifier Assy	1
▲		78950	(0000-) Connector assy	2
▲		78951	(0000-) Terminal female	2
▲		10917	(0000-) Seal connector	2

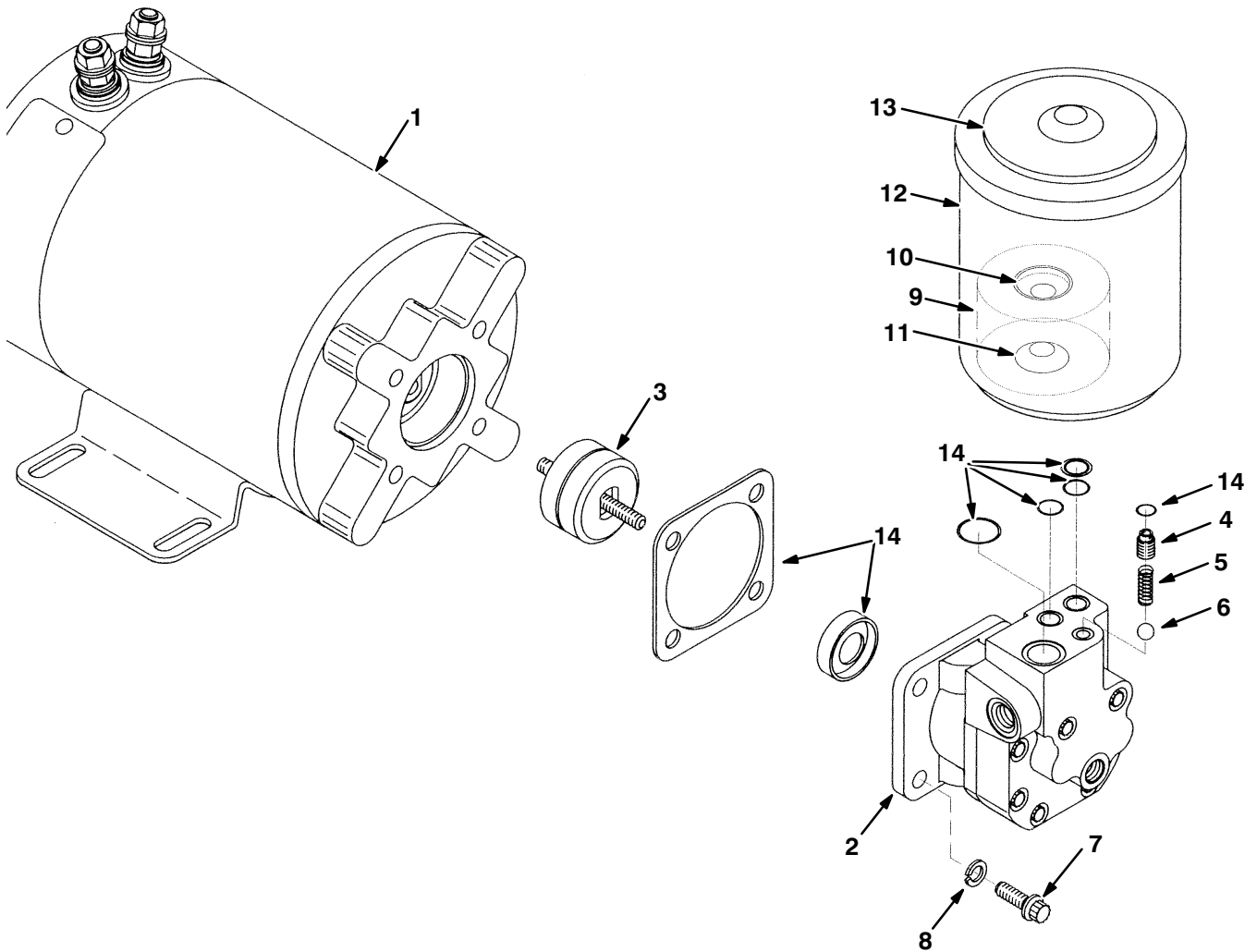
Fig. 9 – Metering Solution Pump Breakdown, 386364



00112 – ALL

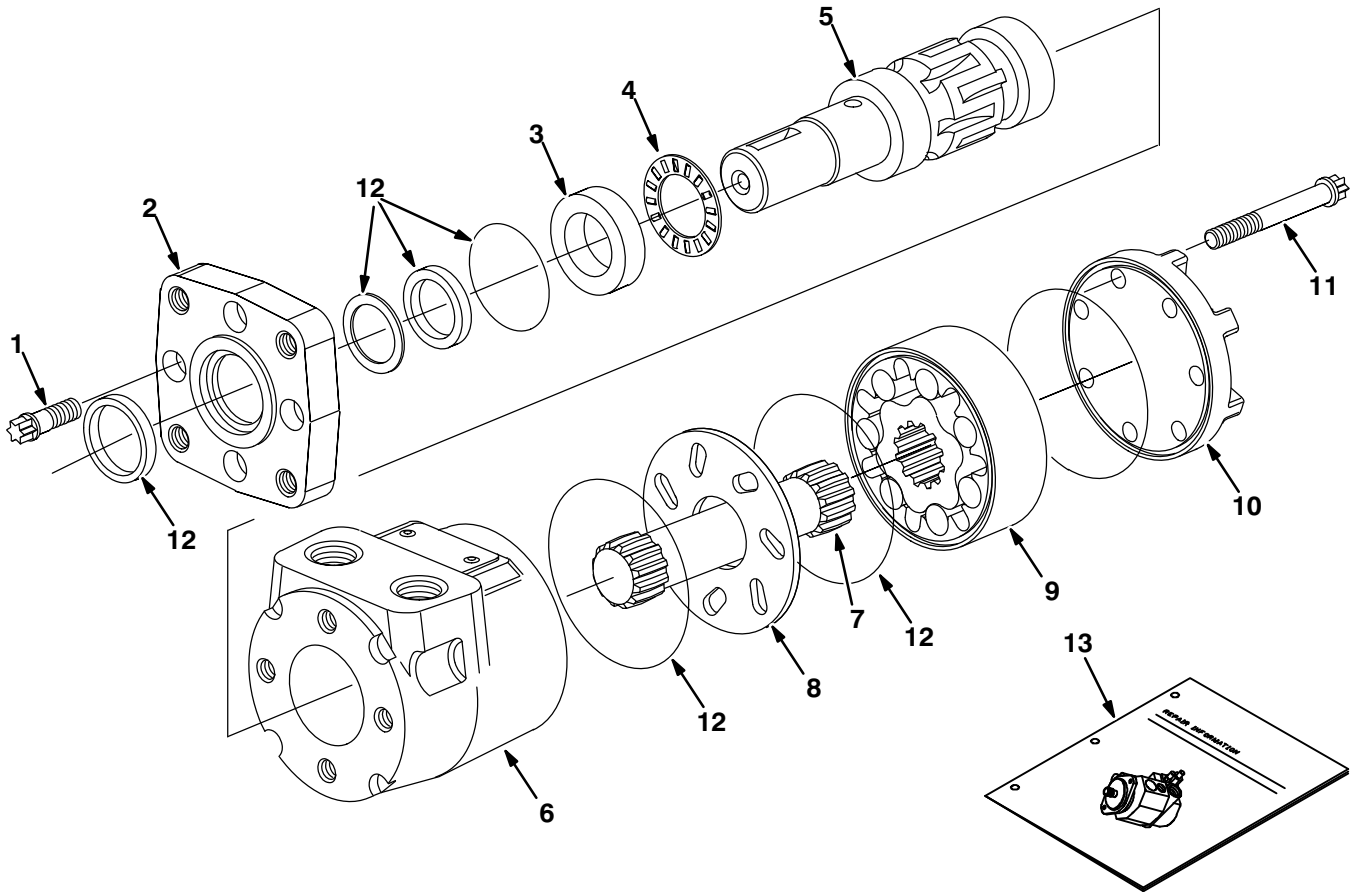
Ref.	Part No.	Serial number	Description	Qty.
▽	386364	(0000–) Pump, Metering Solution	1
▲	1 63923	(0000–) Connector Kit, Tubing	1
▲	2 21659	(0000–) Valve Kit, Pump	1
▲	3 21661	(0000–) Replacement Kit, Bellows	1
▲	4 02430	(0000–) Crank Replacement Kit	1

Fig. 10 – Hydraulic Powerunit Breakdown, 368704



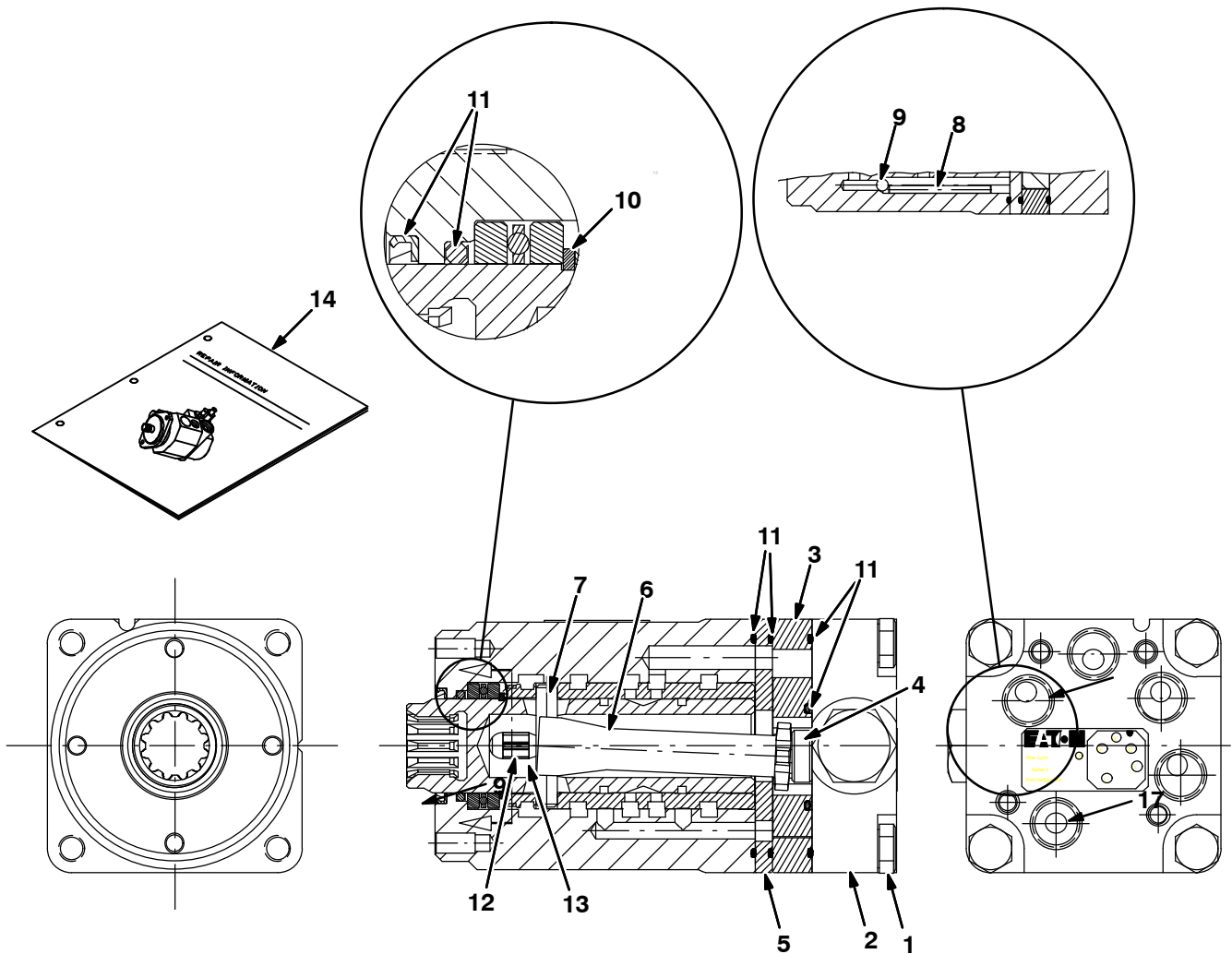
Ref.	Part No.	Serial Number	Description	Qty.	
▽	386704	(0000-) Powerunit, Hyd, 36Vdc	1	
▲	1	387597	(0000-) Motor, Elect	1
▲	2	387598	(0000-) Pump assy	1
▲	3	387599	(0000-) Coupling, Flexible	1
▲	4	387600	(0000-) Screw, Adjuster	1
▲	5	387607	(0000-) Spring	1
▲	6	387608	(0000-) Ball, Check	1
▲	7	387609	(0000-) Screw, Mtg	4
▲	8	387610	(0000-) Washer	4
▲	9	387602	(0000-) Element, Fltr	1
▲	10	387603	(0000-) Seal, Cup, Upper	1
▲	11	387604	(0000-) Seal, Cup, Lower	1
▲	12	387605	(0000-) Reservoir	1
▲	13	387606	(0000-) Cover, Reservoir	1
▲	14	387601	(0000-) Kit, Seal	1

Fig. 11 – Hydraulic Motor Breakdown, 386703



Ref.	Part No.	Serial Number	Description	Qty.
▽	386703	(0000–) Motor, Hyd	1
▲	1	37555	(0000–) Screw	4
▲	2	763504	(0000–) Flange	1
▲	3	16695	(0000–) Race Thrust	1
▲	4	45628	(0000–) Bearing, Thrust	1
▲	5	763508	(0000–) Shaft, Output	1
▲	6	22655	(0000–) Housing	1
▲	7	373344	(0000–) Drive, Main	1
▲	8	22658	(0000–) Spacer	1
▲	9	373343	(0000–) Geroler S/A	1
▲	10	373422	(0000–) Cap, End	1
▲	11	21958	(0000–) Cap Screw	7
▲	12	373423	(0000–) Kit, Seal, Motor	1
▲	13	22661	(0000–) Instruction, Repair	1

Fig. 12 – Steering Control Valve Breakdown, 373495



Ref.	Part No.	Serial Number	Description	Qty.
▽	373495	(0000–) Steer–Control, Hyd	4
▲	1 373567	(0000–) Screw, Cap	1
▲	2 373568	(0000–) Cap, End	1
▲	3 373569	(0000–) Geroter	1
▲	4 373570	(0000–) Spacer	1
▲	5 373571	(0000–) Plate, Wear	1
▲	6 74231	(0000–) Drive, Valve, Strg	1
▲	7 74232	(0000–) Pin, Valve, Strg	1
▲	8 373572	(0000–) Pin	1
▲	9 74114	(0000–) Ball, Check, Strg Valve	1
▲	10 74243	(0000–) Ring, Retainer, Valve, Strg	1
▲	11 74244	(0000–) Kit, Seal, Hyd, Valve, Strg	1
▲	12 74196	(0000–) Kit, Spring, Valve, Strg	1
▲	13 21935	(0000–) Bearing Kit	1
▲	14 74245	(0000–) Instruction, Repair, Valve, Strg	1

Fig. 13 - ec-H2O Module Assembly Breakdown, 9006270

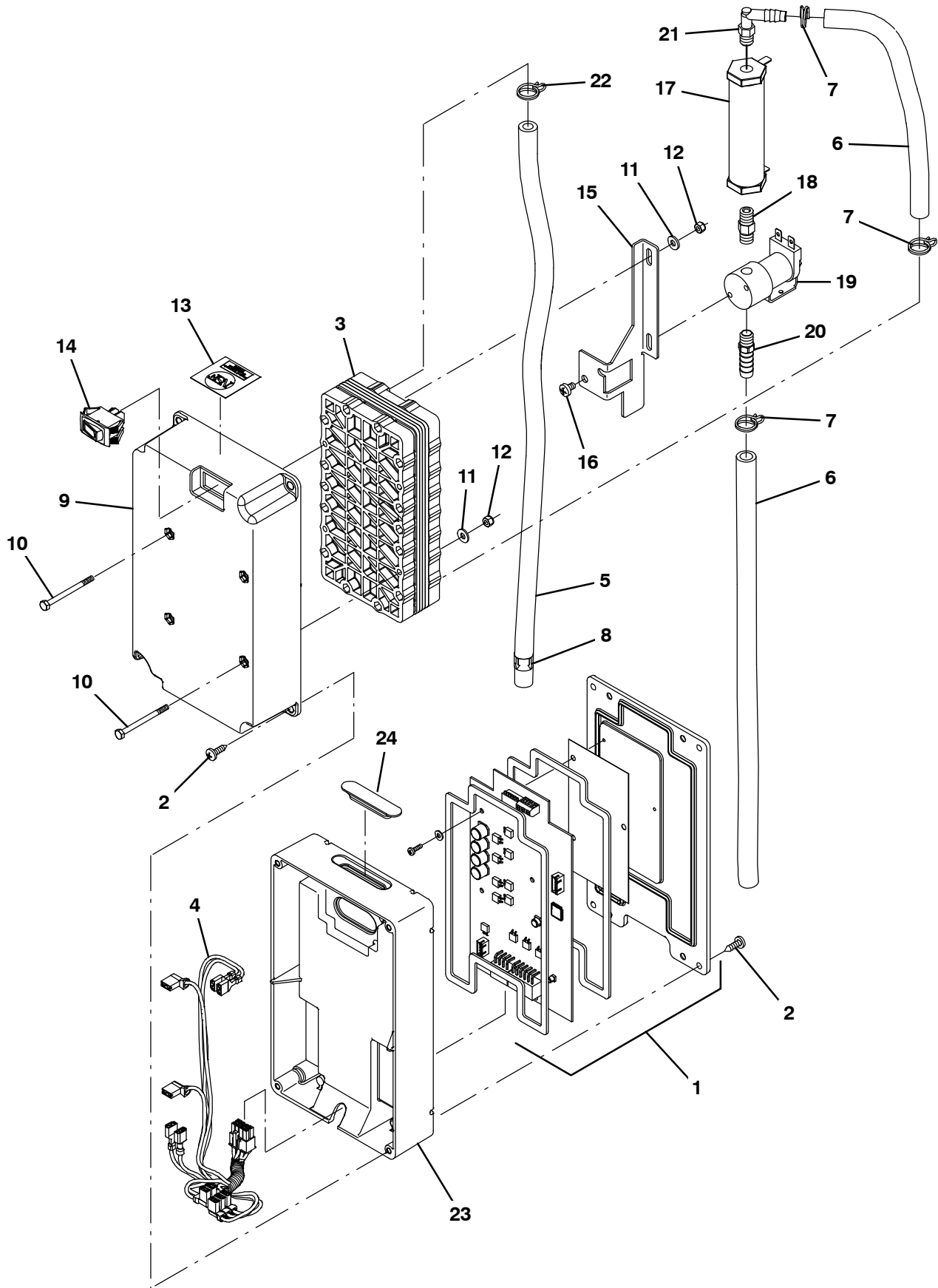
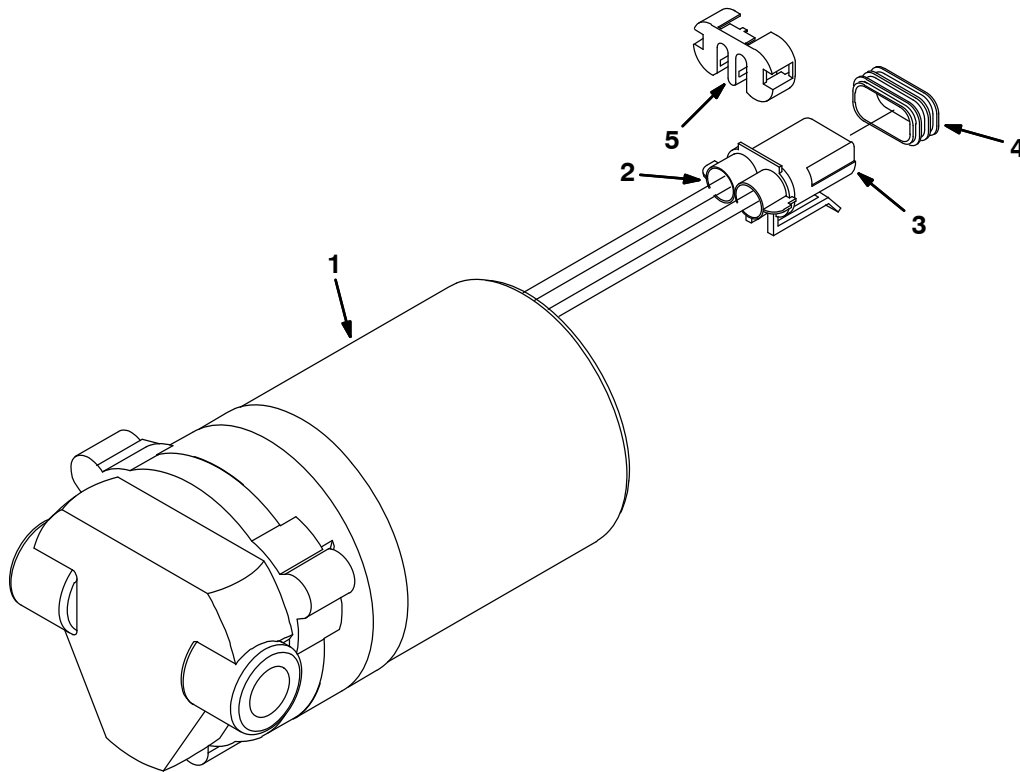


Fig. 13 – ec-H2O Module Assembly Breakdown, 9006270

Ref.	Part No.	Serial Number	Description	Qty.
▽	9006270	(0000-) Module Kit, Replmt [Ec-H2o]	1
▲	1 9007969	(0000-) Controller Kit, Replmt [ec-H2O]	1
▲	2 1018155	(0000-) Screw, Pan, Phl, M5 X 0.80 X 16, Tcut,Ss	8
▲▽	9006325	(0000-) Ec-H2o Kit, Module C, Plumbing	1
▲▲	3 1050767	(0000-) Electrode, 5 Plate, High Flow	1
▲▲	4 1049489	(0000-) Harness, Main,Controlboard[Ec-H2o 5cell]	1
▲▲	5 1014971	(0000-) Hose, Afmkt, Pvc, Brd, 0.38id, 01ft, Clr	1
▲▲	6 9006268	(0000-) Hose, Pvc, Brd, 0.31id 0.53od, 2ft, Clr	1
▲▲	7 1053464	(0000-) Clamp, Hose, Wir, .52 - .56, Yel	3
▲▲	8 1049637	(0000-) Label, Direction [Ec-H2o]	1
▲▲	9 1051519	(0000-) Housing, Upper, Module, High Flow	1
▲▲	10 32509	(0000-) Screw, Hex, M4 X 0.70 X 50, Ss	4
▲▲	11 41579	(0000-) Washer, Flat, 08, Ss	4
▲▲	12 33932	(0000-) Nut, Hex, Lock, M4 X 0.70, NI, Ss	4
▲▲	13 1046041	(0000-) Label, Module [Nsf, Ec-H2o]	1
▲▲	14 1044393	(0000-) Switch, Rocker, Spst, Mom	1
▲▲	15 1048741	(0000-) Bracket, Valve, Large	1
▲▲	16 578856	(0000-) Screw, Flt, Phl, 10-32 X 0.31	2
▲▲	17 1062006	(0000-) Electrode, Cylindrical	1
▲▲	18 1045030	(0000-) Fitting, Brs, Str, Pm02/Pm02	1
▲▲	19 1048643	(0000-) Valve, Solenoid, 0.25" Orifice, 24vdc	1
▲▲	20 1005375	(0000-) Fitting, Plstc, Str, Bm06/Pm02, Nyl	1
▲▲	21 1051268	(0000-) Fitting, Plstc, E90, Bm05/Pm02, Nyl	1
▲▲	22 607775	(0000-) Clamp, Hose, Wir, .63 - .66, Blk	1
▲	23 1037032	(0000-) Housing, Bottom	1
▲	24 1050431	(0000-) Grommet, Blind	1

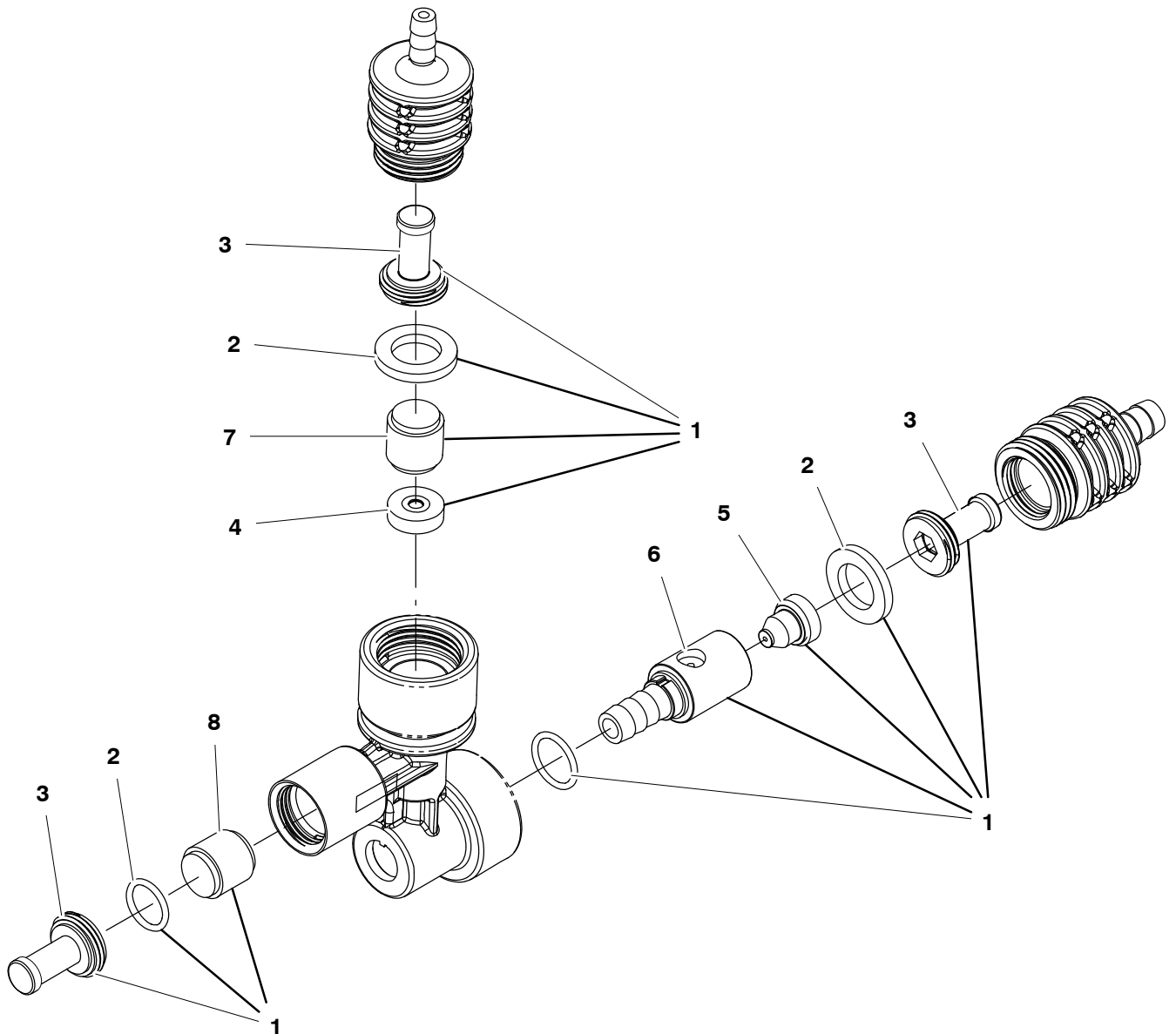
Fig. 14 – ec-H2O Solution Pump Breakdown, 1005866



- ALL

Ref.	Part No.	Serial Number	Description	Qty.	
▽	1005866	(0000–) Pump, Soltn, Ele, 36vdc	1	
▲	1	391433	(0000–) Head Kit, Pump, Water, Repair	1
▲	2	78950	(0000–) Connector, Fem, 2cav, Mp280 Sealed	1
▲	3	78951	(0000–) Terminal, Fem, Mp280, Sealed, 18–16ga	1
▲	4	10917	(0000–) Seal, Wire, 14/16ga [Wp / Mp280 Sealed]	1
▲	5	78952	(0000–) Lock, Secondary, 2cav, Mp280 Sealed	1

Fig. 15 – FaST Injector Assembly Breakdown, 1070035



356268

Ref.	Part No.	Serial Number	Description	Qty.
▽	1070035	(0000–) Injector Assy [Gen LI]	1
▲▽	1	9008890	(0000–) Parts Kit, Ci [Inj Reblid, 7300/8300 LI]	1
▲▲	2	9008848	(0000–) Fast Kit, Seal, Injector, Ci [Fast lii]	1
▲▲	3	9003009	(0000–) Fast Kit, Ci, Injector Filters[Fast li+]	1
▲▲	4	1059877	(0000–) Plate Assy, Orifice, 0.010id, Purple	1
▲▲	5	1050336	(0000–) Plug, Orifice, 0.052, Ss [Fast li+]	1
▲▲	6	1059234	(0000–) Insert, Lrg [Venturi, Fast lii]	1
▲▲	7	1030444	(0000–) Valve, Check, 0002psi [Fast li+]	1
▲▲	8	1030441	(0000–) Valve, Check, 0005psi [Fast li+]	1

SECTION 5

CONTENTS	PAGE
PART NUMBER TO PAGE NUMBER CROSS REFERENCE LIST	5-2
PART DESCRIPTION TO PAGE NUMBER CROSS REFERENCE LIST	5-11

CROSS REFERENCE

PART NUMBER TO PAGE NUMBER CROSS REFERENCE LIST

Part Number	Page Number	Part Number	Page Number	Part Number	Page Number
00500-10	2-15	02931	2-75	08709	2-7, 2-9, 2-15, 2-23,
00500-7	4-6	02938	2-87		2-25, 2-27, 2-31, 2-49,
00911	3-51, 3-69	02942	3-19, 3-27, 3-51, 3-69		2-83, 2-89, 2-91, 3-19,
00912	2-15, 3-51, 3-69	03495	2-79, 2-81, 3-109,		3-27, 3-53, 3-55, 3-71,
00918	3-51, 3-69, 4-7		3-111, 3-113, 3-115	08711	3-73, 3-83
00928	4-8, 4-9, 4-10	04373	3-21, 3-29		2-15, 2-17, 2-29, 3-19,
01316	2-37	04414	2-79, 2-81, 3-109,		3-27, 3-37
01516	2-75		3-111, 3-113, 3-115	08712	2-31, 2-37, 2-63, 2-65,
01683	2-23, 2-31, 2-35, 2-39,	04417	2-75, 2-77		2-67, 2-69, 2-71, 2-73,
	2-53, 2-55, 2-59, 2-83,	04733-10	2-77		2-77, 3-39, 3-41, 3-43,
	2-85, 2-87, 3-83, 3-117	04733-2	3-19, 3-27		3-45, 3-47, 3-53, 3-55,
01684	2-3, 2-5, 2-7, 2-11,	04843	2-31, 2-59, 2-69, 3-43,		3-57, 3-63, 3-65, 3-71,
	2-31, 2-37, 2-59, 2-69,		3-57, 3-75		3-73, 3-75, 3-81,
	2-71, 2-73, 2-77, 2-79,	05686	2-75		3-103, 3-117
	2-81, 2-89, 2-91, 3-19,	06279	2-59, 2-63, 2-77, 3-37,	08713	2-27, 2-33, 2-43, 2-59,
	3-27, 3-43, 3-45, 3-47,		3-43, 3-49, 3-67		2-61, 2-71, 2-73, 2-77,
	3-51, 3-53, 3-55, 3-57,	06474A	2-23		2-79, 2-81, 3-35, 3-37,
	3-59, 3-61, 3-63, 3-65,	06549	2-13, 2-53, 2-85, 2-87,		3-43, 3-45, 3-47, 3-49,
	3-69, 3-71, 3-73, 3-75,		3-51, 3-69		3-67, 3-75, 3-97,
	3-77, 3-79, 3-81, 3-89,	06925	2-87		3-103, 3-109, 3-111,
	3-91, 3-93, 3-95,	06931	2-23, 2-87		3-113, 3-115, 3-117,
	3-103, 3-109, 3-111,	06942	2-17, 2-47, 2-49, 2-53,		3-119
	3-113, 3-115		2-85, 2-87, 2-93, 3-23	08714	2-61, 2-75, 2-77, 3-16,
01685	2-7, 2-11, 2-21, 2-27,	06943	2-7, 2-9, 2-27, 2-57,		3-17, 3-35, 3-37, 3-51,
	2-33, 2-37, 2-39, 2-43,		3-7, 3-9		3-67, 3-69
	2-45, 2-59, 2-61, 2-65,	06944	2-23	08716	2-63, 2-69, 2-71, 2-73,
	2-67, 2-69, 2-71, 2-73,	06945	2-95		2-77, 3-19, 3-27, 3-43,
	2-77, 2-79, 2-81, 3-19,	06946	2-15		3-45, 3-47, 3-57, 3-63,
	3-23, 3-27, 3-31, 3-35,	06949	3-7, 3-9		3-65, 3-75, 3-81
	3-37, 3-39, 3-41, 3-43,	06955	2-27	09007	2-13, 2-31, 2-37,
	3-45, 3-47, 3-53, 3-55,	06960	2-17		3-103
	3-57, 3-67, 3-71, 3-73,	06961	3-11, 3-13, 3-14	09010	2-11, 2-37, 2-49, 2-61,
	3-75, 3-97, 3-103,	06963	2-23		2-75, 2-77, 3-35, 3-37,
	3-105, 3-109, 3-111,	06969	2-29, 3-37		3-49, 3-67, 3-103,
	3-113, 3-115, 3-117,	06974	3-19, 3-27		3-109, 3-111
	3-121, 3-123	07112	2-15, 2-17	09011	2-33, 2-43
01686	2-33, 2-39, 2-43, 2-45,	07450	2-75, 2-77, 3-21, 3-29	09023	2-71, 2-73, 3-45, 3-47,
	2-61, 2-63, 2-69, 2-71,	07471	3-55, 3-73		3-97, 3-117
	2-73, 2-75, 2-77, 3-11,	07514	2-17, 2-87, 2-89, 2-91	09026	2-27
	3-13, 3-16, 3-17, 3-23,	07786	2-71, 2-73, 3-45, 3-47,	09028	2-61, 3-11, 3-13, 3-16,
	3-31, 3-35, 3-37, 3-43,		3-59, 3-61, 3-77, 3-79		3-17, 3-23, 3-31, 3-35,
	3-45, 3-47, 3-49, 3-51,	07789	2-95, 3-83		3-37, 3-67
	3-57, 3-59, 3-61, 3-67,	07790	2-85, 2-87, 3-7, 3-9	09030	2-25
	3-69, 3-75, 3-77, 3-79	07791	2-7, 2-17, 3-3, 3-5,	09088	2-29
01692	3-59, 3-77		3-19, 3-23, 3-27, 3-31,	09198	2-3, 2-5, 3-51, 3-69,
01713	2-7, 2-17, 2-85, 2-87,		3-121, 3-123		3-117
	2-89, 2-91, 3-23	07792	2-75, 3-89, 3-91, 3-93,	09206	2-41, 2-49
01714	2-23		3-95	09228	3-105
01715	2-17, 2-85, 2-87, 2-89,	07805	3-117	09244	2-83, 2-95
	2-91, 3-23	08085	3-59, 3-61, 3-77, 3-79	09252	2-47
01726	3-121, 3-123	08178	2-11, 2-77, 2-79, 2-81,	09291	3-51, 3-69
01760	3-117		3-109, 3-111, 3-113,	09294	2-25
01837	4-3, 4-5		3-115	09480	3-19, 3-27
01842	4-3	08182	2-23, 2-59, 2-63, 2-69,	09718	3-37, 3-49, 3-67
01856	4-3, 4-5		3-21, 3-29, 3-37, 3-43,	09738	3-51, 3-69
01969	4-3		3-49, 3-57, 3-67	09739	2-35, 2-55, 2-59, 3-49,
01971	4-3, 4-5	08236	2-7		3-67, 3-117
01982	4-3	08346	2-63, 3-37, 3-49, 3-67	09740	2-7, 2-11, 2-39, 2-45,
01983	4-3	08708	2-9, 2-13, 2-15, 2-23,		3-37, 3-67, 3-117,
02076	2-25		2-85, 2-87, 2-95, 3-7,		3-119, 3-121, 3-123
02129	3-117		3-9	09741	2-79, 2-81, 3-59, 3-61,
02430	4-12				3-77, 3-79, 3-109,
02850	2-11, 2-41, 2-49, 3-105				3-111, 3-113, 3-115

CROSS REFERENCE

Part Number	Page Number	Part Number	Page Number	Part Number	Page Number
09744	3-59, 3-61, 3-63, 3-77, 3-79, 3-81, 3-89, 3-91, 3-93, 3-95	1013866	2-49	1045030	4-17
09767	2-79, 2-81, 3-109, 3-111, 3-113, 3-115	1014056	2-49	1045633	2-53
09774	3-59, 3-61, 3-77, 3-79	1014082	2-49	1046041	4-17
1001062	3-51, 3-69	1014971	4-17	1046173	3-83
1001099	2-63, 3-37, 3-49, 3-67	1014976	3-97	10464	3-51, 3-69
1002464	3-63, 3-81	1014986	2-49, 2-53	1048643	4-17
1002789	2-51	1014987	2-49	1048741	4-17
1002898	2-49, 2-53	1015045	2-67, 3-41, 3-55, 3-73	1048955	2-21
1002899	2-49, 2-53	1015047	2-37	1049092	2-21
1005026	1-2	1015048	3-41, 3-55, 3-73	1049254	2-53
1005086	2-51	1015096	2-117	1049259	2-53
1005133	3-63, 3-81	1015097	3-55	1049269	3-89, 3-91, 3-93, 3-95
1005135	3-63, 3-81	1015558	2-65, 2-67, 3-39	1049489	4-17
1005255	2-49	1017015	2-49	1049637	4-17
1005302	2-51, 2-53, 3-83	1017022	2-49	1050003	3-85
1005304	2-51	1017218	2-61, 3-35	1050193	3-37, 3-49, 3-67
1005375	3-83, 4-17	1017255	3-83	1050195	2-63
1005416	2-95	1017288	2-117, 2-118	1050336	4-19
1005435	2-49, 2-53	1017289	2-117	1050431	4-17
1005508	2-47	1017368	2-5	1050664	3-86
1005552	2-51	1017386	3-83	1050767	4-17
1005866	2-47, 3-83, 4-18	1017413	2-51, 2-53, 2-67, 3-41, 3-55, 3-73, 3-83	1050771	2-53
1006400	2-53	1017415	2-51, 2-53, 3-83	1050805	2-53
1006401	3-41	1017441	3-19, 3-27	1051268	4-17
1006410	2-37	1017802	3-19, 3-27	1051519	4-17
1006447	2-47	1018155	4-17	1052017	3-83
1007107	3-117	1019285	2-39, 2-45	1052336	3-83
1007337	2-87	1021878	2-49, 2-53	1052588	2-118
1007344	2-87	1023676	2-29	1052683	3-83
1007349	2-87	1023677	2-29	1052726	3-83
1007353	2-87	1024009	2-49	1052755	3-85
1007486	3-37, 3-67	1028580	2-95	1052832	3-83
1007632	2-71, 3-45	1028581	2-47, 2-53	1053078	3-83
1008211	2-49	1030441	4-19	1053464	4-17
1008274	3-19	1030444	4-19	1053842	2-13
1008275	3-27	1031699	2-35, 2-43, 2-55, 3-97	1054296	3-21, 3-29
1010325	2-117	1031700	3-89, 3-91, 3-93, 3-95	1054657	3-86
1010614	2-47	1034891	2-23	1054776	3-83
1010655	2-47	1035794	2-53	1055254	3-83
1010658	2-47	1036490	2-15	1055255	3-83
1010660	2-47	1036490	2-15	1055336	3-83
1010661	2-47	1037032	4-17	1055883	3-85
1010668	2-53, 3-55, 3-73	1037346	3-83	1056331	3-85
1010713	2-47	1037822	1-1, 1-2, 2-39, 2-45	1056382	2-33, 2-43
1010791	2-47, 2-49	1039190	2-79, 2-81, 3-109, 3-111, 3-113, 3-115	1056383	2-7
1010832	3-73	1040295	2-15	1056386	2-11
1010835	2-47	1040467	3-83	1056387	2-7
1010836	2-47	1040868	3-85	1056388	2-11
1010871	2-49	1041392	2-18	1056389	2-77
1011170	2-49	1041469	3-121	1056390	2-63, 3-37, 3-49, 3-67
1011276	2-95, 2-97	1041470	3-123	1056396	3-31
1011403	2-47, 2-49, 2-51, 2-53, 2-67, 3-55, 3-73	1041698	3-123	1056397	3-23
1011411	3-83	1041711	3-123	1056398	3-31
1011412	3-83	1041766	2-57	1056399	3-23
1011521	2-47, 2-53, 2-65, 3-41, 3-55, 3-73	1041772	2-57	1056416	3-83
1011835	2-51	1041822	3-85	1056432	2-9
10120	2-29	1041884	3-124	1056433	2-11
1012528	2-65, 2-67, 3-39, 3-41	1042499	2-5	1056434	2-11
1013857	2-47	1042504	2-5	1056465	2-7
		1042513	2-23	1056466	2-81, 3-111, 3-115
		1042514	2-23	1056467	2-75
		1043866	3-83	1056468	2-75
		1044393	4-17	1056471	2-81, 3-115
				1056472	2-11

CROSS REFERENCE

Part Number	Page Number	Part Number	Page Number	Part Number	Page Number
1056473	3-17	1056863	2-71, 2-73, 3-45, 3-47	10632-13	2-13, 2-27
1056474	3-17	1056864	2-37, 3-103	10632-14	2-83
1056475	2-11	1056865	3-103	10632-17	2-83
1056476	3-13	1056866	2-37	10632-19	2-49
1056477	2-93	1056867	3-97	1064050	3-5
1056478	2-93	1056868	2-39	1064439	2-119
1056479	2-11	1056872	3-97	1064659	2-119
1056480	3-9	1056873	3-53, 3-55, 3-71, 3-73	1065186	2-13
1056481	2-31	1056874	3-59	1065342	2-119
1056482	2-77	1056875	3-59, 3-61, 3-77, 3-79	1065343	2-119
1056483	2-9	1056877	3-109, 3-111	1066573	2-61, 3-35
1056484	2-9	1056878	3-121, 3-123	1068417	2-61
1056485	2-17, 3-23	1056883	3-119	1068578	2-61
1056486	2-83	1056887	3-21, 3-29	1070035	2-53, 4-19
1056487	2-9	1056888	3-21, 3-29	1070329	3-13
1056488	2-87	1056889	3-21, 3-29	1070336	3-13
1056489	2-87	1056890	3-21, 3-29	1071111	2-17
1056490	3-59, 3-77	1056891	3-19	1071808	3-123
1056491	3-59, 3-77	1056892	3-27	1071809	3-121
1056492	3-61, 3-79	1056894	3-27	1071811	3-123
1056493	3-61, 3-79	1056902	3-35	1073048	2-21
1056494	3-49, 3-67	1056903	3-67	10917	4-11, 4-18
1056495	3-61, 3-79	1056909	3-19, 3-27	10925	4-3, 4-5, 4-7, 4-8, 4-9, 4-10
1056496	2-7	1056910	3-21	10926	4-3, 4-5
1056505	3-37, 3-67	1056911	3-19	11329	2-17
1056516	3-37	1056914	2-15	11398	3-19, 3-27
1056517	3-37, 3-67	1056915	3-117	11399	1-2, 2-33, 2-43, 2-65, 3-53, 3-55, 3-63, 3-71, 3-73, 3-81
1056675	2-25	1056916	3-117	11756	4-3
1056681	3-37, 3-67	1056917	2-15	1201894	2-21
1056688	3-23	1056919	2-59	12273	2-33, 2-39, 2-43, 2-45, 2-65, 2-67, 3-39, 3-41, 3-105
1056786	2-7	1056928	2-31	12274	2-87
1056790	3-121	1056929	2-31	12309	2-79, 2-81, 3-109, 3-111, 3-113, 3-115
1056791	3-121	1056937	2-27	12312	2-53, 2-85, 2-87, 2-97, 3-83
1056793	3-105	1056940	3-117	12316	2-35, 2-55, 2-59
1056796	3-95	1056941	2-57	12317	2-75, 2-77, 3-51, 3-69
1056799	3-91	1056944	3-85	12323	3-97
1056800	3-77	1057066	2-63, 3-37, 3-49	12333	2-61, 2-71, 2-73, 3-35, 3-45, 3-47
1056805	3-111	1057068	2-31	12459	2-7, 2-59
1056806	3-111	1057069	3-3	12540	2-25
1056807	3-111	1057071	3-123	13248	2-21, 2-57, 2-59, 3-49, 3-67
1056809	2-7	1057072	3-123	13292	2-39, 2-57
1056838	3-51, 3-69	1057073	3-37, 3-67	13513	2-23
1056841	3-35	1057089	3-51, 3-69	14150	2-25
1056842	2-59	10575	2-37	14242	2-29
1056843	3-57, 3-75	1057512	3-51, 3-69	14271	2-15
1056844	2-69, 3-43	1057520	3-63, 3-81	14296	2-25
1056845	2-69, 3-43, 3-57, 3-75	1057521	3-63, 3-81	14432	3-63, 3-81
1056846	3-51, 3-69	1057526	3-63, 3-65	14455	2-59
1056847	3-51, 3-69	1057527	3-81	14523	2-63
1056848	3-49	1057530	3-73	14524	2-63, 3-37, 3-49, 3-67
1056849	2-43, 2-45	1057531	3-55	14555	2-75
1056850	2-31	1057644	3-117	14601	2-23
1056851	2-15	1057707	1-1	14725	2-69, 3-43, 3-57, 3-75
1056852	2-15	1057708	1-1	14838	2-3, 2-5
1056853	2-17	1059234	4-19	14864	2-35, 2-55
1056854	2-17	1059346	2-25		
1056855	2-21	1059348	2-29		
1056856	2-79, 2-81, 3-113, 3-115	1059877	4-19		
1056857	2-45	1061975	2-25		
1056859	2-29	1061976	2-29		
1056860	2-27	1062006	4-17		
1056861	2-29	1062580	2-61		
1056862	2-61	10632	2-23		
		10632-12	3-3, 3-5, 3-7, 3-9		

CROSS REFERENCE

Part Number	Page Number	Part Number	Page Number	Part Number	Page Number
14877	2-37, 2-39	21601	2-79, 2-81, 3-109, 3-111, 3-113, 3-115	24555	2-79, 2-81, 3-109, 3-111, 3-113, 3-115
14880	2-35, 2-55	21602	2-79, 2-81, 3-109, 3-111, 3-113, 3-115	24698	3-83
14953	2-3	21603	2-79, 2-81, 3-109, 3-111, 3-113, 3-115	24929	2-47
14967	2-3	21606	2-79, 2-81, 3-109, 3-111, 3-113, 3-115	25014	3-21, 3-29
150016	3-83	21659	4-12	25537	2-21
150208	3-101	21661	4-12	25538	3-23
15023	2-61, 3-35, 3-49, 3-67	21765	4-3	25620	2-49
150511	3-83	21800	4-7	25735	2-71, 2-73, 3-45, 3-47, 3-59, 3-61, 3-77, 3-79
150525	2-49	21935	4-15	26156	2-31
150540	2-53	21958	4-14	26315	2-29
150709	2-53	222117	3-105	26395-1	2-59
150713	2-53	222159	2-23	26395-2	3-3, 3-7, 3-9
15539	2-3, 2-5	222196	3-21, 3-29	26426	3-83
15648	2-59, 3-21, 3-29	222277	2-69, 3-43, 3-57, 3-75	26428	3-51, 3-69
15675	2-21, 2-37, 2-39, 2-45, 2-57, 3-53, 3-55, 3-71, 3-73	222290	2-13, 2-87, 2-117, 2-118, 3-85	27880	2-31
15678	2-37, 2-65, 2-67, 3-39, 3-41, 3-51, 3-53, 3-55, 3-69, 3-71, 3-73	222460	2-27	27928	2-13
15840	2-93	222497	2-79, 2-81, 3-109, 3-111, 3-113, 3-115	27980	2-71, 3-45
15846	2-89	222505	2-69, 3-43, 3-57, 3-75	28622	3-7
16356	2-65	222534	2-13	29557	2-63, 3-37, 3-49, 3-67
16367	2-15	222556	2-69, 3-43, 3-57, 3-75	29558	2-71, 3-45
16370	2-15	222606	4-10	29584	2-69, 3-43, 3-57, 3-75
16695	4-14	222617	4-10	30013	2-15
16735	2-7, 2-15, 2-25, 2-31, 2-53, 3-83	222618	4-10	30241	2-5
16816	2-75	222788	3-63, 3-81	30533	3-14
16879	2-13	222822	2-39	31647	2-89, 2-91
16914	2-65, 2-67, 3-39, 3-53, 3-71	22297	2-57	32124	2-61, 3-35
16931	2-7, 2-9, 2-15, 2-17, 2-25, 2-49, 2-83, 2-89, 2-91, 3-21, 3-29	223044	1-1, 2-7	32483	2-9, 2-13, 2-17, 2-57, 2-85, 2-87, 2-89, 2-93, 3-7, 3-9, 3-23, 3-63, 3-81
16949	3-59, 3-61, 3-77, 3-79	223054	2-77	32485	2-23, 3-21, 3-29
17188	3-83	223061	2-15	32486	2-17, 2-23, 2-29, 3-7, 3-9, 3-19, 3-21, 3-27, 3-29, 3-37
17260	2-3	223073	2-15	32490	2-23, 2-27, 2-47, 2-49, 2-65, 2-67, 2-85, 2-87, 2-89, 2-91, 3-39, 3-41, 3-83
17261	2-3	223078	2-21	32491	2-7, 2-9, 2-15, 2-17, 2-25, 2-31, 2-49, 2-53, 2-83, 2-87, 3-15, 3-19, 3-21, 3-27, 3-29, 3-37, 3-67
17262	2-3	223090	2-23	32492	2-77, 3-11, 3-13, 3-19, 3-21, 3-27, 3-55, 3-73, 3-89, 3-91, 3-93, 3-95
17263	2-3	223094	2-23	32493	2-15, 2-59, 3-14, 3-43, 3-49, 3-67
17363	2-57, 4-3	223239	2-23	32501	2-35, 2-55
17404	2-71, 2-73, 3-45, 3-47, 3-59, 3-61, 3-77, 3-79	223264	1-1, 1-2, 2-57, 4-3, 4-5	32508	2-35, 2-55
18627	4-3	223320	2-23	32509	4-17
18628	4-3, 4-5	223470	3-23, 3-31	32613	2-35, 2-55
18630	4-3	223499	2-33, 2-43	32614	2-35, 2-55
19064	2-49, 3-105, 3-107	223515	3-39	32669	2-35, 2-55
19066	2-13, 2-17, 2-47, 2-85, 2-87, 2-89, 2-91, 2-97, 3-3, 3-7, 3-9, 3-23	223595	3-15	32716	2-75, 3-109, 3-111
19312	2-85, 2-87	223600	2-23	32746	2-3, 2-5
19314	2-85	223601	2-23	32815	2-89, 2-91
19320	2-83	223699	2-65	32969	2-29
19903	3-89, 3-91, 3-93, 3-95	22655	4-14	32980	2-7, 2-23, 2-85, 2-87, 3-7, 3-9, 3-23
20806	2-77	22658	4-14	32981	2-23
20807	3-39	22661	4-14	32982	2-85, 2-87, 2-89
20810	2-43	23456	2-43, 3-89, 3-91, 3-93, 3-95		
20833	1-1, 1-2, 2-75	24105	2-37		
20932	3-89, 3-91, 3-93, 3-95	24198	3-49, 3-67		
20944	3-97	24199	3-117		
20950	3-97	24254	2-63, 3-37		
20951	3-97	24299	2-3, 2-5		
20952	3-97	24358	2-35, 2-55, 3-97		
		24537	4-7, 4-8, 4-9, 4-10		
		24543	2-39		
		24544	2-33, 2-37, 2-43		

CROSS REFERENCE

Part Number	Page Number	Part Number	Page Number	Part Number	Page Number
32983	2-21, 3-15	364545	2-37	37929	4-3, 4-5
32984	2-17, 2-49, 2-85, 2-87, 2-89, 2-91, 3-23	364614	2-63, 2-75, 3-109, 3-111	381867	2-18
32988	2-89, 2-91	364631	2-65, 2-67, 3-39, 3-41	382452	3-97
330615	3-124	364858	2-69, 3-43, 3-57, 3-75	382991	2-41
330616	3-124	364895	3-53, 3-71	383720	2-97
330617	3-124	364896	3-53, 3-71	383721	2-83, 2-95
330618	3-124	364899	3-53, 3-71	383722	2-83, 3-3, 3-5, 3-23
330619	3-124	365093	2-33, 2-43	383723	2-83
330620	3-124	365096	2-33, 2-43	383724	2-83
330621	3-124	365156	2-61, 3-35, 3-49, 3-67	383725	2-83
330622	3-124	365164	2-65, 2-67	383727	2-83
330624	3-124	365180	2-63, 3-37, 3-49, 3-67	383728	2-83
330625	3-124	365252	2-7	385682	3-39
330626	3-124	369415	3-117	385685	2-39, 2-45
330627	3-124	369702	2-7	385726	2-23
330628	3-124	369766	2-39	385750	2-39
331240	3-124	369795	3-19, 3-27	386020	1-1
331241	3-124	369796	3-19, 3-27	386021	1-1
331242	3-124	369865	2-37	386022	1-2
331243	3-124	370080	2-3	386023	1-2
331244	3-124	370090	2-3	386049	2-59
331245	3-124	370092	2-5	386050	3-51, 3-69, 4-7
33295	2-37	370094	2-3	386053	1-1, 1-2, 3-51, 3-69
33807	2-33	370095	2-5	386058	3-51, 3-69
33925	3-59, 3-61, 3-77, 3-79	370100	2-79, 2-81, 3-109, 3-111, 3-113, 3-115	386063	3-51, 3-69
33930	2-69, 2-89, 2-91, 3-43, 3-57, 3-75	370156	2-87	386066	3-51, 3-69
33932	3-51, 3-69, 3-97, 3-117, 4-17	370923	4-11	386070	3-49, 3-67
33948	2-77	371905	3-89, 3-91, 3-93, 3-95	386071	3-49, 3-67
34195	2-61, 3-35	373343	4-14	386072	3-51, 3-69
35996	2-15	373344	4-14	386080	3-51, 3-69
360352	3-83	373422	4-14	386081	3-49, 3-67
360357	3-19, 3-27	373423	4-14	386088	2-71, 2-73, 3-45, 3-47, 3-59, 3-61, 3-77, 3-79
360369	2-21	373424	2-17	386102	2-39
360370	2-21	373495	2-17, 4-15	386108	2-39, 2-45
360518	2-7	373496	2-17	386109	2-33, 2-39
360520	2-13, 3-3, 3-5	373567	4-15	386116	2-31
360801	2-11, 2-39, 2-45, 2-53, 3-19, 3-27	373568	4-15	386120	2-9
360943	2-41, 3-3, 3-7, 3-9, 3-107	373569	4-15	386127	2-83
360980	2-25	373570	4-15	386128	2-83
361076	2-13	373571	4-15	386129	2-13
361144	2-13	373572	4-15	386130	2-119
361339	2-7, 3-63, 3-81	374005	4-9, 4-10	386140	2-15
361973	4-6	374250	3-37, 3-67	386143	2-15
363087	3-21, 3-29	375301	3-51, 3-69	386149	2-15
363113	3-37, 3-49, 3-67	375302	2-39, 2-45	386150	2-15
363120	2-69, 3-43, 3-57, 3-75	375322	2-37	386152	2-15
363151	2-77	375411	2-21	386154	2-15
363152	2-69, 3-57	375429	2-33	386157	2-7
363162	3-109, 3-111	375430	2-39	386159	2-7
363236	2-69	375431	2-43	386160	2-33, 2-39, 2-43, 2-45
363237	2-69, 3-57, 3-75	37555	4-14	386163	3-97
363238	3-43	377084	2-95, 2-97, 3-85	386200	2-7
363301	3-109, 3-111	377341	3-117	386201	2-11
363385	2-25	377349	2-55	386202	2-11
363453	2-31	377364	2-61, 3-35	386209	2-17
363468	3-51, 3-69	377398	3-51, 3-69	386214	2-17
363491	4-6	378951	2-3	386215	2-17
364085	2-7	378983	4-3	386216	2-17
364404	2-69, 3-43, 3-57, 3-75	37909	4-3	386217	2-15
		37912	4-3, 4-5	38622	3-7, 3-9
		379217	2-27	386222	2-33, 2-43
		37926	4-3	386223	1-1, 1-2, 2-39, 2-45

CROSS REFERENCE

Part Number	Page Number	Part Number	Page Number	Part Number	Page Number
386224	2-33, 2-43	386416	3-16	386835	3-109, 3-111
386229	2-27	386417	3-16	386836	3-109, 3-111
386230	2-3	386419	2-33, 2-43	386841	3-51, 3-69
386231	2-5	386420	2-33, 2-43	386842	3-51, 3-69
386234	2-79, 3-109, 3-113	386421	2-33, 2-43	386844	3-49, 3-67
386240	2-3	386423	2-35, 2-55	386847	2-77, 3-109, 3-111
386241	2-5	386424	2-39, 2-45	386860	2-79, 3-113
386250	2-3	386432	3-97	386861	3-109
386251	2-5	386433	2-11	386865	3-49, 3-67
386252	2-75	386437	2-11	386868	3-59, 3-61, 3-77, 3-79
386256	2-75	386444	2-39, 2-45	386875	3-11
386257	3-51, 3-69	386445	2-39, 2-45	386876	3-37, 3-67
386260	1-1, 1-2, 2-71, 2-73, 3-45, 3-47, 3-59, 3-61, 3-77, 3-79	386447	2-15	386909	3-29
386262	2-73, 3-47, 3-61, 3-79	386450	2-7	386915	2-27
386263	2-71, 3-45, 3-59, 3-77	386458	2-25	386920	2-93
386264	2-79, 2-81, 3-109, 3-111, 3-113, 3-115	386459	2-25	386921	2-93
386266	2-79, 3-113	386461	2-11	386922	2-93
386267	1-1, 1-2, 2-39, 2-45	386480	2-7	386923	2-7
386268	3-59, 3-77	386482	3-97	386924	2-13
386269	3-59, 3-77	386495	3-59	386958	3-14
386274	3-51, 3-69	386496	3-61, 3-79	386961	2-59
386275	3-61, 3-79	386500	3-63, 3-81	386963	3-15
386276	3-61, 3-79	386504	3-63, 3-81	386968	3-117
386279	2-77	386513	3-81	386973	2-11
386282	3-63	386514	1-2, 3-63, 3-81	386975	2-15
386283	1-1, 1-2, 2-79, 2-81, 3-113, 3-115	386518	3-63, 3-81	386976	2-15
386284	1-1, 1-2, 2-79, 2-81, 3-113, 3-115	386558	2-25	386983	3-11
386285	1-2, 2-79, 2-81, 3-113, 3-115	386563	2-83, 2-93	386984	3-11
386286	1-2, 2-79, 2-81, 3-113, 3-115	386564	2-83, 2-93	386985	2-59
386298	2-79, 2-81, 3-109, 3-111, 3-113, 3-115	386600	2-116	386986	2-71, 2-73, 3-45, 3-47, 3-59, 3-61, 3-77, 3-79
386299	2-79, 2-81, 3-113, 3-115	386605	3-5	386987	2-71, 2-73, 3-45, 3-47, 3-59, 3-61, 3-77, 3-79
386302	2-85, 2-87	386606	3-7, 3-9	386988	2-59
386307	3-23	386607	3-117	386993	2-11
386308	3-23	386608	3-105	386995	2-11
386311	2-13	386609	3-3	387000	3-119
386320	2-33, 2-43	386610	2-89, 2-91	387014	1-1
386321	2-57	386634	2-11	387015	2-29
386323	1-1, 1-2, 2-57	386642	3-11	387021	2-9
386324	2-33, 2-43	386643	2-33, 2-43	387023	1-1, 1-2
386325	2-39, 2-45	386652	2-39	387027	3-117
386326	1-2	386658	3-21, 3-29	387033	2-9
386330	2-39	386663	3-19, 3-27	387035	2-25
386346	2-13	386664	3-19, 3-27	387043	3-117
386349	2-57	386666	3-19, 3-27	387045	2-33
386351	2-31	386679	2-61, 4-8	387050	3-105
386356	2-71, 2-73, 3-45, 3-47	386687	2-61, 3-35, 4-10	387061	2-33, 2-43
386364	3-97, 4-12	386701	2-17	387080	3-37, 3-67
386367	2-29	386702	2-17	387109	2-41
386378	2-29	386703	2-17, 4-14	387126	3-93
386387	1-1, 2-61	386704	2-17, 4-13	387127	3-89
386388	1-1, 2-61	386711	2-18	387151	3-21, 3-29
386391	2-71, 2-73, 3-45, 3-47	386761	2-11	387157	3-3
386413	2-11	386785	2-39, 2-45	387158	3-7
386414	2-45	386804	2-89, 2-91	387159	2-41
386415	3-16	386806	3-23	387160	2-41
		386807	2-85, 2-87	387161	2-41
		386808	2-13	387162	3-37
		386809	2-13	387201	2-55
		386810	2-17, 2-85, 2-87, 3-23	387208	3-7
		386825	1-1, 3-35	387213	3-89
		386826	1-1, 3-35	387221	3-89, 3-91
		386827	3-37, 3-67	387225	2-41
		386833	1-1, 1-2, 3-109, 3-111		
		386834	1-1, 1-2, 3-109, 3-111		

CROSS REFERENCE

Part Number	Page Number	Part Number	Page Number	Part Number	Page Number
387226	2-41	387530	3-31	39311	2-89, 2-91
387230	3-37	387531	3-23	39312	2-23
387236	2-37	387536	3-23	39327	3-51, 3-69
387237	2-79, 2-81, 3-109, 3-111, 3-113, 3-115	387545	1-2	39338	2-15
387245	3-37, 3-67	387546	1-2	39348	2-89, 2-91
387250	4-7	387560	3-31	39349	2-17, 2-27, 2-85, 2-87, 3-3, 3-5, 3-23, 3-117
387251	4-7	387562	3-23	39350	2-7
387256	1-2, 3-63, 3-81	387577	3-19	39717	2-23
387257	2-79, 2-81, 3-113, 3-115	387585	4-9	397916	2-5
387258	3-109, 3-111	387587	4-9	397920	2-3
387262	3-107	387588	4-9	397976	2-5
387266	2-39	387589	4-9	39807	3-7, 3-9
387271	3-77	387590	4-9	398468	2-47
387285	2-37	387592	4-9	398501	2-33
387290	2-119	387593	2-45	398511	4-5
387294	1-1, 2-61	387594	2-33, 2-43	398512	4-5
387302	2-116	387597	4-13	398513	4-5
387321	3-103, 4-11	387598	4-13	398514	4-5
387344	3-7	387599	4-13	398515	4-5
387363	2-25	387600	4-13	398516	4-5
387365	2-11	387601	4-13	398517	4-5
387371	4-8	387602	4-13	398518	4-5
387372	4-8	387603	4-13	398519	4-5
387373	4-8	387604	4-13	398520	2-57, 4-5
387374	4-8	387605	4-13	398526	2-95, 2-97, 3-7, 3-9
387392	2-23	387606	4-13	40566	2-65, 2-67, 3-39, 3-41, 3-53, 3-55, 3-71, 3-73
387393	2-17	387607	4-13	40607	2-57
387405	3-23, 3-31	387608	4-13	40678-1	2-65, 2-67, 3-83
387422	3-105	387609	4-13	40814	2-63, 3-37, 3-49, 3-67
387424	2-116	387610	4-13	41186	2-61, 3-35
387425	2-31	387615	2-39, 2-45	41187	2-25
387426	2-77	387628	3-25	41305	3-59, 3-61, 3-77, 3-79
387429	2-77, 3-109, 3-111	387629	3-33	41315	3-53, 3-71
387430	2-77, 3-109, 3-111	387634	2-9	41341	3-21, 3-29
387431	3-109, 3-111	387636	2-83	41342	2-17, 3-23
387432	2-77	387637	2-83	41345	2-25
387433	2-79, 2-81, 3-109, 3-111, 3-113, 3-115	387639	2-87	41359	2-89
387435	3-109	387640	2-83	41367	4-7
387436	3-109, 3-111	387641	2-91	41368	4-7, 4-8
387438	2-79, 2-81, 3-109, 3-111, 3-113, 3-115	387648	2-87	41371	4-7, 4-8
387441	3-117	387654	2-7	41401	3-23
387446	3-109	387655	2-25	41410	2-37
387447	3-109	387660	1-1, 2-25	41421	2-35, 2-55
387448	2-79, 2-81, 3-113, 3-115	387671	3-65	41430	2-23, 3-11, 3-13, 3-14, 3-23, 3-31
387450	2-9	387683	2-33, 2-43	41451	2-35, 2-55
387451	2-9	387685	2-39, 2-45	41454	2-35, 2-55
387452	2-17, 3-23	387700	2-23	41579	2-3, 2-5, 3-97, 4-17
387453	2-83	387976	2-61	41619	2-59, 2-79, 2-81, 3-109, 3-111, 3-113, 3-115
387460	2-9	39005	2-27, 2-29, 2-63, 2-69, 2-77, 3-19, 3-21, 3-27, 3-29, 3-37, 3-43, 3-49, 3-57, 3-67, 3-75	41702	2-85, 2-87
387467	2-35	390879	3-21	42011	2-31
387483	3-93	390880	2-75	42133A	2-33, 2-43
387495	3-124	391433	4-18	42215	2-17
387499	2-57	391451	2-43	43290	2-59
387500	2-79, 2-81, 3-109, 3-111, 3-113, 3-115	39277	3-3, 3-5, 3-19, 3-27	43454	3-85
387506	1-2	39278	3-37, 3-67	43500	2-77
387517	1-2, 3-63, 3-81	39283	3-19, 3-27	43555	2-47
387525	2-119	39284	2-23, 3-89, 3-91, 3-93, 3-95	43844	3-83, 3-97
387529	2-93	39285	2-15	43957	2-25
		39308	2-23, 2-69, 3-43, 3-57, 3-75	44078	2-13

CROSS REFERENCE

Part Number	Page Number	Part Number	Page Number	Part Number	Page Number
44681-1	3-3, 3-5	578071000	3-99	64425	2-71, 2-73, 2-77, 3-45, 3-47, 3-59, 3-61, 3-77, 3-79
44961	2-65, 2-67, 3-5, 3-39, 3-41	578072000	3-99	64489	3-21, 3-29
45283	3-3, 3-5	578074000	3-101	64533	2-9
45391	3-7, 3-9	578077000	3-101	64743	2-51, 2-53, 3-83
45595	3-23	578078000	3-101	64778	2-51, 2-53, 3-55, 3-73, 3-83
45628	4-14	578091000	3-101	65340	3-101
46390	3-51, 3-69	578094000	3-101	65341	3-99
46563	2-27	578123000	3-101	65342	3-103
47504	2-17	578124000	3-101	65580	3-105, 3-107
48609	3-99, 3-107	578125000	3-101	65581	3-103
48610	2-67, 3-41, 3-55, 3-73, 3-103	578126000	3-101	65582	3-101
48732	3-51, 3-69	578143000	3-101	65610	3-101
48733	3-89, 3-91, 3-93, 3-95	578154000	3-101	65665	2-13
48734	3-89, 3-91, 3-93, 3-95	578155000	3-101	65667	4-11
48753	4-6	578160000	3-99	65668	4-11
48754	4-6	578161000	3-101	65670	4-11
48755	4-6	578164000	3-101	65671	4-11
48756	4-6	578214000	3-101	65672	4-11
48757	4-6	578228000	3-101	65673	4-11
48758	4-6	578276000	3-99	65674	4-11
49142	3-39	578318000	3-99	65675	4-11
49177	2-21	578439	3-101	65676	4-11
49263	2-61, 3-35	578820000	3-99	65677	4-11
49266	2-21, 2-37, 2-65, 2-67, 3-3, 3-7, 3-23, 3-31, 3-39, 3-41, 3-105	578821000	3-101	65678	4-11
49697	2-11	578856	4-17	66211	1-1, 2-29
49740	2-33, 2-43	579112	3-101	66213	1-1, 1-2, 2-29
49800	2-11	57984	2-17	67004	2-41, 3-105, 3-107
49826	2-9, 2-37, 3-55, 3-73	58494	2-69, 3-43, 3-57, 3-75	67683	2-17
49914	3-21, 3-29	59009	2-27	67767	2-7, 2-69, 3-39, 3-41, 3-43, 3-57, 3-75
50388	2-15	59661	3-61, 3-79	69234	2-37, 3-53, 3-55, 3-71, 3-73
51109	2-27	59940	2-15	69582	2-27
51225	2-59	60189	4-7	69785	2-33, 2-43
51338	2-29	60198	2-25, 4-6	70158	2-29
51339	2-29	602036000	3-101	70161	2-29
51414	2-7	60278	2-116	70709	2-17
51528	3-21, 3-29	603103000	2-93	70756	3-59, 3-77
51534	2-69, 2-77, 3-57	60386	4-3, 4-5	71026	2-85
53268	2-47	607775	4-17	71100	2-77, 3-109, 3-111
53466	2-49	61297	4-3, 4-5	71101	1-1, 1-2, 2-77
53782	2-77, 3-109, 3-111	61298	4-3	71529	2-89
54333	2-47, 2-49, 2-51, 2-53, 2-65, 2-67, 3-39, 3-41, 3-55, 3-73, 3-103	61300	4-3, 4-5	71607	2-71, 2-73, 3-45, 3-47, 3-59, 3-61, 3-77, 3-79
54390	2-29	61301	4-3	71658	2-77
54577	2-29	613735	2-49	72164	3-7, 3-9
54743	2-11	61791	2-25	72172	3-7, 3-9
55248	3-23, 3-31	621478	3-51, 3-69	72174	3-7, 3-9
55685	2-17	630164	3-83	72439	3-59, 3-77
56185	2-17	63184	3-103	72946	2-63, 3-37, 3-43, 3-49, 3-67
56398	2-17	63244-1	2-37	72950	3-39
56690	2-17	63244-2	2-37, 3-39	72968	2-61, 3-35, 3-105, 3-107
56820	2-17	63248-1	2-5	73467	3-97
57248	2-53	63248-2	2-5	73468	2-37
57379	2-33, 2-43	63248-3	2-5	73474	2-65, 2-67, 3-39, 3-53, 3-71
57598	3-19, 3-27	63248-4	2-5	74114	4-15
578060000	3-101	63416	2-33, 2-43	74142	2-17
578061000	3-101	63430	3-107	74196	4-15
578063000	3-101	63448	3-107		
578064000	3-101	63451	3-107		
578066000	3-101	63740	2-91		
		63810	2-37, 2-65, 2-67, 3-39, 3-41		
		63923	4-12		
		63987-1	2-65, 2-67, 3-39, 3-41		

CROSS REFERENCE

Part Number	Page Number	Part Number	Page Number	Part Number	Page Number
74231	4-15	86759	2-71, 2-73, 3-45, 3-47, 3-59, 3-61, 3-77, 3-79	9010161	2-61
74232	4-15	86767	3-107	9010162	2-61, 3-35
74243	4-15	86824	2-39, 3-39	9010741	2-21
74244	4-15	86860	2-27, 3-19, 3-27	990576	3-3, 3-5
74245	4-15	86866	2-71, 2-73, 3-45, 3-47	990577	3-3, 3-5
74440	2-15	87172	3-19, 3-27	994206	3-123
74455	2-23, 3-89, 3-91, 3-93, 3-95	87173	3-83	994248	3-123
75611	2-33, 2-43, 2-45	87244	3-63, 3-81	994264	3-121
75635	3-89, 3-91, 3-93, 3-95	87346	2-7	994265	3-123
75939	3-23	87349	2-85, 2-87		
76062	2-85, 2-87	87355	2-25		
763504	4-14	87419	2-3, 2-5		
763508	4-14	87482	2-85		
76570	2-9, 2-15, 3-83	87483	2-85, 2-89		
76653	2-71, 2-73, 3-45, 3-47	87507	2-85		
77227	2-75	87725	2-23		
77228	2-75	87750	2-25		
77270	3-43, 3-75	87816	2-71, 2-73, 3-45, 3-47, 3-59, 3-61, 3-77, 3-79		
77272	2-75	87839	2-25		
77275	3-49, 3-67	87840	2-25		
77276	3-49, 3-67	87841	2-25		
77277	3-49, 3-67	87849	2-25		
77334	3-39, 3-41	87948	2-7		
77347	2-33, 2-39, 2-43, 2-45	87949	2-7		
77488	2-77	9002022	2-53		
78122	3-103	9003009	4-19		
78398	2-37, 3-55, 3-73	9004054	2-57		
78553	2-13	9005079	3-124		
78740	2-43	9005133	3-124		
78842	2-33, 2-43	9005134	3-124		
78950	4-11, 4-18	9005135	3-124		
78951	4-11, 4-18	9005136	3-124		
78952	4-18	9005137	3-124		
78979	2-75	9005138	3-124		
79217	2-75	9006106	3-87		
79273-1	2-51, 2-53, 3-83, 3-103	9006107	3-87		
79273-2	2-33, 2-37, 2-43	9006108	3-87		
79273-4	2-65, 2-67, 3-39, 3-55, 3-73	9006257	3-124		
79320	1-1, 1-2, 2-35, 2-55	9006268	4-17		
79350	2-31	9006270	3-83, 4-17		
79497	2-37	9006325	4-17		
79572	3-55, 3-73	9006924	3-37, 3-67		
80127	3-19, 3-27	9006925	3-17		
80491	2-71, 2-73, 3-45, 3-47	9006930	2-81, 3-115		
81919	3-19, 3-27	9006931	3-111		
81952	2-75	9006935	3-13		
82829	2-11, 3-83	9006940	3-91		
82839	2-23	9006947	3-9		
83052	3-51, 3-69	9006954	2-25		
83733	2-29	9006959	3-95		
83874	2-79, 2-81, 3-109, 3-111, 3-113, 3-115	9006966	2-39, 2-45		
84028	2-65, 2-67, 3-39, 3-41, 3-53, 3-55, 3-71, 3-73	9006967	2-33, 2-43		
84057	3-103	9006972	2-33, 2-43		
84593	2-75	9006974	2-39, 2-45		
86375	2-85	9007131	3-7, 3-9		
86393	2-89	9007969	4-17		
86508	2-37	9008408	2-13		
86636	2-43, 3-97	9008411	2-93		
		9008848	4-19		
		9008890	4-19		
		9009353	2-61		
		9009493	2-93		

PART DESCRIPTION TO PAGE NUMBER CROSS REFERENCE LIST

A

- Actuator, 36vdc, 01.8strk, 300lb, 3-21, 3-29
 Actuator, 36vdc, 02.1stroke 500lb, 2-77
 Actuator, 36vdc, 02.7stroke 500lb, 2-69, 3-57
 Actuator, 36vdc, 7.0stroke, 700lb, 2-59
 Adapter, Brush, 3-19, 3-27
 Adaptor, 3-101
 Adaptor, Brush, 2-3, 2-5
 Alarm Assy, Backup, 12/48Vdc, 3-7, 3-9
 Alarm Kit, Backup / A/V, Iron Gray, Ci, 3-9
 Alarm, 9-48vdc, 95 Db(A) [Ec-H20], 3-83
 Alarm, Warning, 10-48vdc, 2-13
 Angle, Battery, R/O, Iron Gray, 3-117
 Angle, Iron Gray, 3-53, 3-55, 3-63, 3-65, 3-71, 3-73, 3-81
 Angle, Mtg, Es, Iron Gray, 2-37, 3-103
 Angle, Mtg, Pump, Detgt, Iron Gray, 3-97
 Angle, Wand, Clean-Out, 2-41
 Arm Wldt, 2-77
 Arm Wldt, Brake, Lh, Iron Gray [7200], 2-29
 Arm Wldt, Brake, Rh, Iron Gray [7200], 2-29
 Arm Wldt, Front, Lh, 3-61, 3-79
 Arm Wldt, Front, Lh, Iron Gray, 3-61, 3-79
 Arm Wldt, Front, Rh, 3-59, 3-77
 Arm Wldt, Front, Rh, Iron Gray, 3-59, 3-77
 Arm Wldt, Lift, Scb Head, Gray [7300], 2-59
 Arm Wldt, Pivot, Side, Gray [7300/8300], 2-69, 3-43, 3-57, 3-75
 Arm Wldt, Rear, Lh, 3-61, 3-79
 Arm Wldt, Rear, Lh, Iron Gray, 3-61, 3-79
 Arm Wldt, Rear, Rh, 3-59, 3-77
 Arm Wldt, Rear, Rh, Iron Gray, 3-59, 3-77
 Arm, Cntrl, Throttle, Electronic, 2-23
 Arm, Latch, Iron Gray, 3-59, 3-61, 3-77, 3-79
 Arm, Mtg, Side Sqge Frame, Ele, 3-45
 Arm, Mtg, Side Sqge Frame, Ele, Gray, 2-71, 2-73, 3-47
 Armature, 4-3, 4-5
 Armature Assy, Complt, 4-7
 Axle, Wand, 3-101
- B**
- Bag, Power, 3-105, 3-107
 Ball, Check, 4-13
 Ball, Check, Strg Valve, 4-15
 Balljoint, .25-28 Fem/.25-28mal, 2-23
 Band, Brush Cover, 4-6
 Bar, 2-33, 2-39, 2-43, 2-45
 Bar Assy, Spray [7300/8300], 3-73
 Bar Wldt, Battery, R/O, 3-117
 Bar Wldt, Retainer, Sqge, Rear, 2-79, 2-81, 3-109, 3-111, 3-113, 3-115
 Battery Kit [Traction Tubular 36V/630AH], 3-121
 Battery Kit [Traction Tubular 36V/840AH], 3-123
 Battery Kit, Dry, 36VDC 0600AH [TUBULAR], 3-123
- Battery, 36VDC 0600AH [5H, WFDF11], 3-123
 Battery, 36VDC 0620AH [5H, 4PzS620], 3-121
 Battery, 36VDC 0840AH [5H, 6PzS840], 3-123
 Bearing, 2-25, 4-3, 4-5, 4-6, 4-7, 4-8, 4-9, 4-10
 Bearing cover, 4-11
 Bearing Kit, 4-15
 Bearing, Ball, 0.75b 1.38d 0.50w, 2-15
 Bearing, Ball, 0.79b 1.85d 0.55w, 3-51, 3-69
 Bearing, Cone, 1.38b 0.71w, 2-29
 Bearing, Cup, 2.56d 0.55w, 2-29
 Bearing, Flange, 2-15
 Bearing, Needle, 0.25b 0.88d 0.50w, 3-117
 Bearing, Thrust, 2-27, 3-19, 3-27, 4-14
 Bearing, Thrust, 0.66b 1.25d 0.06w, 2-75, 2-77, 3-21, 3-29
 Bearing, Thrust, 0.75b 1.25d 0.06w, 2-77
 Bellcrank, Lift, Head, Iron Gray, 2-59
 Belt, Drive, 1-2
 Belt, Drive (Cylindrical Brush), 1-1, 3-51, 3-69
 Blade Assy, Sqge, Side, 1-2
 Blade, Sqge, Front, 1-1, 1-2, 2-79, 2-81, 3-113, 3-115
 Blade, Sqge, Front 48.0l, 1-1, 1-2, 3-109, 3-111
 Blade, Sqge, Front, Mp1000, Tile, 2-79, 2-81, 3-113, 3-115
 Blade, Sqge, Front, Mp1200, Tile, 3-109, 3-111
 Blade, Sqge, Rear, 1-1, 1-2, 2-79, 2-81, 3-113, 3-115
 Blade, Sqge, Rear 48.0l, 1-1, 1-2, 3-109, 3-111
 Blade, Squeegee, 1-2, 3-101
 Block, Adj, 3-21, 3-29
 Bolt, 2-25
 Bolt, Eye, M10x1.5 X 2.0 X .28 Eye, 2-77, 3-109, 3-111
 Bolt, Eye, M8 X 1.25, 2.75l, 2-71, 2-73, 3-45, 3-47, 3-59, 3-61, 3-77, 3-79
 Bolt, Shld, .38DX0.38, .31-18, 3-117
 Boot, 90deg .50d .57d X .84, 2-25
 Boot, Circuitbreaker, 3-83
 Boot, Protector, Circuitbreaker, 2-83
 Box, Accelerator, 2-23
 Box, Circuitboard, 2-93
 Box, Circuitboard, Iron Gray, 2-93
 Bracket, 2-11, 3-37, 3-101
 Bracket Wldt [7300/8300 FaST], 2-49
 Bracket Wldt [7300/8300 Fast li+], 2-53
 Bracket Wldt, Hose, Water, Iron Gray, 2-31
 Bracket Wldt, Module, 3-83
 Bracket Wldt, Mtg, Fan, 2-57
 Bracket Wldt, Mtg, Fan, Iron Gray, 2-57
 Bracket Wldt, Mtg, Spring, 2-71, 3-45
 Bracket Wldt, Pivot, 2-75
 Bracket Wldt, Retainer, Fltr, 2-39, 2-45
 Bracket Wldt, Steering, Tilt, Iron Gray, 2-15, 2-17
 Bracket Wldt, Tank, 2-39, 2-45
- Bracket, Adapter, Mtg, Kick In, Frame, 3-37, 3-67
 Bracket, Adaptor, Mtg, Kick In, Frame, 3-37, 3-67
 Bracket, Bar, Spray, 40.0 [7300/8300], 3-55
 Bracket, Bar, Spray, 48.0 [7300/8300], 3-73
 Bracket, Cntrl, Cable, Iron Gray, 2-31
 Bracket, Component, 3-83
 Bracket, Fan End, 4-3, 4-5
 Bracket, Full, 2-33, 2-43
 Bracket, Guard, 2-31
 Bracket, Guard, Iron Gray, 2-31
 Bracket, Handle, Water, Iron Gray, 2-31
 Bracket, Harness, Iron Gray, 2-45
 Bracket, Hsng, Brush, 3-23, 3-31
 Bracket, Hsng, Brush, Iron Gray, 3-23, 3-31
 Bracket, Iron Gray, 3-21, 3-29
 Bracket, Latch, Cover, 2-9
 Bracket, Latch, Cover, Iron Gray, 2-9
 Bracket, Motor, Mtg, 3-19
 Bracket, Mtg, 3-3, 3-7, 3-101
 Bracket, Mtg [Fast li+], 2-53
 Bracket, Mtg, Circuitbreaker [Hi-Mag], 2-9
 Bracket, Mtg, Circuitbreaker, [Hi-Mag], 2-9
 Bracket, Mtg, Controller, Sgl, 2-87
 Bracket, Mtg, Controller, Sgl, Iron Gray, 2-87
 Bracket, Mtg, Es, Iron Gray, 2-37
 Bracket, Mtg, Iron Gray, 3-3, 3-9
 Bracket, Mtg, Motor, Iron Gray, 3-19, 3-27
 Bracket, Mtg, Pump, Detgt [7300/8300], 2-49
 Bracket, Mtg, Relay, 2-87
 Bracket, Mtg, Relay, Iron Gray, 2-87
 Bracket, Mtg, Tank, 2-33, 2-39
 Bracket, Mtg, Tank, Iron Gray, 2-43, 2-45
 Bracket, Mtg, Valve, Solenoid, 2-47
 Bracket, Panel, 2-25
 Bracket, Pivot, 3-29
 Bracket, Pivot, Iron Gray, 3-21
 Bracket, Protector, Float Switch, 2-39, 2-45
 Bracket, Retainer, Spring, 2-3, 2-5
 Bracket, Retaining, 2-45
 Bracket, Retaining, Filter, 2-39, 2-45
 Bracket, Retaining, Iron Grey, 2-39
 Bracket, Retaining, Tank, Detgt, 3-97
 Bracket, Sppt, Auto Fill, 2-37
 Bracket, Sppt, Tilt, Iron Gray, 2-15
 Bracket, Spring, Iron Gray, 2-77
 Bracket, Step, Iron Gray, 3-37
 Bracket, Stop, Bar, Lh, Iron Gray, 3-111
 Bracket, Stop, Bar, Rh, Iron Gray, 3-111
 Bracket, Stop, Frame, 2-61
 Bracket, Stop, Frame, Iron Gray, 3-35
 Bracket, Tube, Tee, 3-63, 3-81
 Bracket, Valve, Large, 4-17
 Bracket, Wand, Power, Iron Gray, 3-103
 Brake Assy, 2-29
 Brake Repair Kit, 2-29
 Brake Shoes, 1-1, 2-29
 Brush, 4-6, 4-7
 Brush, 4-9
 Brush Assy, Disk, Scb, 16.0 D, Pyp, 2-5
 Brush Assy, Disk, Scb, 16.0D, Nylon, 2-5

CROSS REFERENCE

Brush Assy, Disk, Scb, 16.0D, Super Abrasive, 2-5
Brush Assy, Disk, Scb, 20.0 D, Nyl, 2-3
Brush Assy, Disk, Scb, 20.0 D, Pyp, 2-3
Brush Assy, Disk, Scb, 20.0 D, Super Abr, 2-3
Brush Holder Assy, 4-8
Brush Kit, 4-8, 4-10
Brush Kit, Motor, 2-57, 2-61, 3-35
Brush kit, propelling motor, 4-6
Brush Mechanism, 4-3, 4-5
Brush, Block, Scrub, Ab, 3-101
Brush, Block, Scrub, Poly, 3-101
Brush, Board, Assy, 4-9
Brush, box & plate assy, 4-6
Brush, Carbon, 3-51, 3-69
Brush, Disk, Swp, 19.0D, Pyp (Option), 2-3, 2-5
Brush, Scrub, 39l, 20sr, Nyl, Spl, 2-3
Brush, Scrub, 39l, 20sr, Pyp, Spl, 2-3
Brush, Scrub, 39l, 20sr, Super Abr, Spl, 2-3
Brush, Scrub, 47l, 20sr, Nyl, Spl, 2-5
Brush, Scrub, 47l, 20sr, Pyp, Spl, 2-5
Brush, Scrub, 47l, 20sr, Super Abr, Spl, 2-5
Brush/rectifier Assy, 4-11
Brushholder, Motor, Ele, 3-19, 3-27
Bumper, 3-49, 3-67
Bumper Wldt, 2-7, 3-23
Bumper Wldt, Iron Gray, 2-7, 3-23
Bumper, Neo, 1.5d .63t .31h, 2-63, 2-75, 3-109, 3-111
Bumper, Poly-E, 2-79, 2-81, 3-109, 3-111, 3-113, 3-115
Bumper, Posi Drain, Recvy Side, 3-89, 3-93
Bumper, Pye, 2-61, 3-35, 3-49, 3-67
Bumper, Rbr, 1.19d .72l, 2-59
Bumper, Rbr, 2.0d 0.75t .38-16, 3-59, 3-77
Bumper, Rear, Lh, 3-16
Bumper, Rear, Lh, Iron Gray, 3-17
Bumper, Rear, Rh, 3-16
Bumper, Rear, Rh, Iron Gray, 3-17
Bumper, Side, Recvy, Gray [Posi Drain], 3-91
Bumper, Side, Scb Head, Wide, 3-37, 3-67
Bumper, Side, Scb Head, Wide, Iron Gray, 3-37, 3-67
Bumper, Side, Soltn, Gray [Posi Drain], 3-95
Bumper, Sqge, 2-79, 2-81, 3-109, 3-111, 3-113, 3-115
Busbar, .06 0.6w 2.5l 2/.28h, 2-85, 2-89
Busbar, Fuse, .6 0.6w 0.8h 2.0l, 2-85
Bushing Assy, Fng, 2 Hole, 0.50b, 2-17
Bushing, Fng, 0.50b 0.59d 0.38l, 2-59, 3-21, 3-29
Bushing, Fng, 0.63b 0.72d 0.25l, 2-31, 2-59, 2-69, 3-43, 3-57, 3-75
Bushing, Fng, 0.63b 0.75d 0.38l, 2-71, 2-73, 3-45, 3-47, 3-59, 3-61, 3-77, 3-79
Bushing, Fng, 0.71b 0.79d 0.47l, 2-15
Bushing, Fng, 0.75b 1.00d 1.00l, Nyl, 2-15
Bushing, Fng, 1.00b 1.13d 0.38l, 2-29
Bushing, Light, Led, 3-85
Bushing, Sleeve, 0.37b 0.50d 0.50l, 2-27

Bushing, Sleeve, 0.38b 0.63d 0.57l, Stl, 2-15
Bushing, Sleeve, 0.63b 0.72d 0.38l, 2-71, 2-73, 3-45, 3-47, 3-59, 3-61, 3-77, 3-79
Bushing, Taper Lock, 2-17
Button, Plug, 0.44H .03-.12 [Blk Nyl], 2-33
Button, Plug, 1.1 X 1.1h, Black, Plstc, 2-13

C

Cable Assy, 2-9
Cable, .12d, 13.3l, .2clevis/.2clevis, 1-1, 1-2, 2-77
Cable, .13d, 10.0l, .51eye /.51eye, 3-19, 3-27
Cable, .13d, 15.5l, .50eye /.50eye, 2-69, 3-43, 3-57, 3-75
Cable, Pull, 2-27
Cable, Push Pull, 2-31
Cable, Ribbon, 34 Conductor, 2-13
Cable, Safety, Battery, 3-117
Cam, 2-79, 2-81, 3-109, 3-111, 3-113, 3-115
Cam, Front, 3-51, 3-69
Cam, Rear, 2-79, 2-81, 3-51, 3-69, 3-109, 3-111, 3-113, 3-115
Cam/bearing\Diaphragm Kit, 4-11
Cap Assy, 3-89, 3-91
Cap Screw, 4-14
Cap, Brush, Motor, Ele, 3-19, 3-27
Cap, Dust, 3-89, 3-91, 3-93, 3-95
Cap, End, 4-14, 4-15
Cap, Hub 2.567 Hole, 2-29
Cap, Neoprene Black, 2-77, 3-39
Cap, Plastic, 2-33, 2-43
Cap, Tank, 2-35, 2-55, 3-97
Cap, Tank, Drain, 2.25 Thread Pye, 2-35, 2-55
Cap, Tank, Drain, 3.85 Thread Pye, 2-35, 2-55
Cap, Tank, Drain, 6.17 Thread Pye, 2-43, 3-89, 3-91, 3-93, 3-95
Cap, Tube, 2-17
Cap, Vyl, .234id .750l .04, 2-11
Capacitor, Plug [.01 Uf, 200v], 3-85
Caster Kit, Sqge, Replmt, 2-75
Chain, Coil, Str, #210, .09.0l 07 Link, 2-77
Chain, Roller, #40 X 109 Pitches, 2-17
Chain, Roller, #40 X 130 Pitches, 2-15
Chain, Sash, #35, .07.2l 13 Link, 3-89, 3-91, 3-93, 3-95
Channel, 2-33, 2-39, 2-43, 2-45
Channel Wldt, 2-75, 2-79, 3-109, 3-113
Channel Wldt, Guard, Rh, Iron Gray, 2-81, 3-115
Channel Wldt, Iron Gray, 2-75, 3-111
Channel Wldt, Steering, 2-7
Channel Wldt, Steering, Iron Gray, 2-7
Channel, .19, 2.5w 1.0 29.3l, H&S, Gray, 2-33, 2-43
Channel, Battery, R/O, Iron Gray, 3-117
Channel, Harness, 2-39
Channel, Iron Gray, 3-21, 3-29
Channel, Spring, 2-77
Channel, Stop, Lh, 3-109
Channel, Stop, Rh, 3-109

Charger, 36vdc 080a Gel Sb350g 400vac, 3-123
Charger, 36vdc 080a Wet Sb350g 400vac, 3-121
Charger, 36vdc 100a Wet Sb350g 400vac, 3-123
Charger, BC15 36V100A WET SB350G, 3-123
Charger, BC15 36V80A MF SB350G, 3-123
Check valve assy, 4-11
Chrome Pltd Cam Shaft, 2-29
Circuitboard Assy Kit [7300/8300], 2-93
Circuitboard, Pedal, 2-23
Circuitboard, Sweeper, [8300], 3-23
Circuitbreaker, 10.0a, 2-83, 2-95
Circuitbreaker, 15.0a, 2-83, 3-3, 3-5, 3-23
Circuitbreaker, 15.0a (Power Wand / Side Sweep Option), 2-83
Circuitbreaker, 20.0a, 2-83
Circuitbreaker, 25.0a, 2-83
Circuitbreaker, 30.0a, 2-83
Circuitbreaker, 40.0a (Power Steering Option), 2-83
Circuitbreaker, 50.0a (Center Brush Option), 2-83
Circuitbreaker, 05.0A, Resetable, 2-97
Circuitbreaker, 2.0a, Resetable, 3-83
Circuitbreaker, 40a, (Max Prot 1000 Disk W/Std Motor), 2-83
Circuitbreaker, 40a, (Max Prot 1200 Disk), 2-83
Circuitbreaker, 45a, (Max Prot 1000 Cylindrical), 2-83
Circuitbreaker, 45a, (Max Prot 1000 Disk W/Hd Motor), 2-83
Circuitbreaker, 45a, (Max Prot 1200 Cylindrical), 2-83
Circuitbreaker, 50.0a, 2-83
Clamp, 4-3
Clamp Wldt, Front, 1-2, 2-79, 2-81, 3-113, 3-115
Clamp Wldt, Front 48.0l, 3-109, 3-111
Clamp Wldt, Rear, 1-2, 2-79, 2-81, 3-113, 3-115
Clamp Wldt, Rear 48.0l, 3-109, 3-111
Clamp, Cable, Stl, 0.38d X 0.38w, 1h, 3-3, 3-7, 3-9
Clamp, Cable, Stl, 0.56d X 0.38w, 1h, 2-59
Clamp, Cable, Stl, 0.63d X 0.75w, 1h, 2-11
Clamp, Cable, Stl, 0.63d X 0.75w, 1hole, 3-83
Clamp, Cable, Stl, 0.69d X 0.62w, 1h, 2-7, 2-69, 3-39, 3-41, 3-43, 3-57, 3-75
Clamp, Cable, Stl, 0.75d X 0.75w, 1h, 3-55, 3-73
Clamp, Cable, Stl, 0.88d X 0.62w, 1h, 2-65, 2-67
Clamp, Cable, Stl, 0.88d X 0.62w, 1hole, 3-83
Clamp, Cable, Stl, 1.00d X 0.62w, 1h, 2-37, 3-53, 3-55, 3-71, 3-73
Clamp, Cable, Stl, 1.50d X 1.00w, 1h, 2-49
Clamp, Hose, 3-99, 3-101
Clamp, Hose .40 - .42 2 Wire, 2-49
Clamp, Hose, Plstc, 1.60d X 0.62w, 2-35, 2-55

Clamp, Hose, Wir, .52 - .56, Yel, 4-17
 Clamp, Hose, Wir, .63 - .66, Blk, 4-17
 Clamp, Hose, Wormdrive, 2-37
 Clamp, Hose, Wormdrive, 0.25-0.62d, 3-97
 Clamp, Hose, Wormdrive, 0.25-0.62D, .31W, 3-83
 Clamp, Hose, Wormdrive, 0.31-0.88d, 2-47, 2-49, 2-51, 2-67, 3-39, 3-41, 3-55, 3-73, 3-103
 Clamp, Hose, Wormdrive, 0.31-0.88d, .31w, 2-53, 2-65
 Clamp, Hose, Wormdrive, 0.50-1.06d, 3-39
 Clamp, Hose, Wormdrive, 0.56-1.06d, 2-39
 Clamp, Hose, Wormdrive, 0.56-1.06d, .56w, 2-65, 2-67, 3-39, 3-41
 Clamp, Hose, Wormdrive, 0.81-1.50d, 1-2, 2-33, 2-43, 2-65, 3-53, 3-55, 3-63, 3-71, 3-73, 3-81
 Clamp, Hose, Wormdrive, 1.56-2.50d, 2-57
 Clamp, Hose, Wormdrive, 1.62-3.50d, 2-47
 Clamp, Hose, Wormdrive, 1.81-2.75d, 3-63, 3-81
 Clamp, Hose, Wormdrive, 2.50-3.50d, .50w, 3-83
 Clamp, Ribbon Cable, 2-13
 Clamp, Ribbon Cable, Hold-Down, 2-13
 Clevis, Adj, 0.19pin, #10-32, 2-31
 Clevis, Adj, 0.38pin, 0.31-24, Lh, Pl, 2-29
 Clevis, Adj, 0.38pin, 0.31-24, Pl, 2-29
 Clip, Finger Grip, 2-41, 3-105, 3-107
 Clip, Motor, Ele, 3-19, 3-27
 Clip, Spring, Prop Arm, 3-63, 3-81
 Clip, Sprocket, 2-25
 Column Wldt, Steering, Iron Gray, 2-15
 Column, Steering (Replaced by 387653), 2-17
 Column, Steering, #14.0L .81D 36Tooth, 2-17
 Comm. Bracket, 4-3, 4-5
 Connector assy, 4-11
 Connector Body, 4-8, 4-9, 4-10
 Connector Kit, Tubing, 4-12
 Connector, 2 Conductor, 4-3, 4-5
 Connector, 2-Conductor, 4-7
 Connector, Anderson, 350A, Gray, 3-121, 3-123
 Connector, Fem, 2cav, Mp280 Sealed, 4-18
 Contact, Switch, 2-13
 Contactor, 36vdc, 2-17, 2-85
 Contactor, 36vdc, [Spno], 2-85
 Contactor, 36vdc, 100a, Spst, 2-87
 Contactor, 36vdc, 200a, Dpdt, 2-87
 Contactor, 36vdc, 200a, Spst, 2-87
 Contactor, 36vdc, Spdt, 2-85
 Controller Kit, Replmt [ec-H2O], 4-17
 Controller, Motor, 36vdc, 1204, 2-85, 2-87
 Coupling Body, Qf, Pm08, 2-51
 Coupling Insert, Qm, Bm08, 2-51
 Coupling, Fem, W/ Valve, .25 Brb, 2-49
 Coupling, Flexible, 4-13
 Coupling, Mal, .25 Npt, 2-49
 Cover, 2-93

Cover Kit, Recvy, W/ Gasket, Teal, 2-39, 2-45
 Cover Kit, Soltn, W/ Gasket, 2-33, 2-43
 Cover Kit, Soltn, W/ Gasket, Teal, 2-33, 2-43
 Cover Wldt, 2-11
 Cover Wldt, Iron Gray, 2-11
 Cover, Controlbox, 2-83
 Cover, Cooling Fan, 2-57
 Cover, Drive, 3-51, 3-69
 Cover, Front, 2-9
 Cover, Front, Teal, 2-9
 Cover, Idler, 3-51, 3-69
 Cover, Insert, 2-35, 2-55
 Cover, Iron Gray, 2-93
 Cover, Rear, 2-11
 Cover, Rear, Teal, 2-11
 Cover, Reservoir, 4-13
 Cover, Tank, 2-43, 3-97
 Cover, Tank, Recvy, 2-39
 Cover, Tank, Top, 2-11
 Cover, Tank, Top, Teal, 2-11
 Cradle Wldt, Battery, Iron Gray, 3-119
 Crank Replacement Kit, 4-12
 Cuff, Swivel, 3-99

D

Detergent Pkg, 2 Liter, Sgl, 365, 2-49
 Detergent Pkg, 2 Liter, Sgl, 665, 2-49
 Detergent Pkg, 4 Liter, Sgl [Tco 665], 2-49
 Device, Centering, 2-3, 2-5
 Diaphragm kit, 4-11
 Diode, Ele, Plug, 2-13, 2-87, 2-117, 2-118, 3-85
 Disc, 4-3
 Disk, Pad Drive, W/ Face, 20d, 2-3
 Disk, Pad Driver, W/Face, 16D, 2-5
 Drain Kit, Gray, Ci [Posi Cntrl/Recvy], 3-91
 Drain Kit, Gray, Ci [Posi Cntrl/Soltn], 3-95
 Drive, Main, 4-14
 Drive, Valve, Strg, 4-15
 Driver Assy, Pad, 16D, 2-5
 Driver Assy, Pad, 20.0D, 2-3
 Drum, Cable, Lift, 2-77
 Duct, Afrmkt, Vyl, 0.40 X 0.75 .25D, 04Ft, 3-5

E

Ec-H2o Kit, Module C, Plumbing, 4-17
 Ec-H2o Kit, Cylrcl, 1000mm, Ci [73/8300], 3-87
 Ec-H2o Kit, Cylrcl, 1200mm, Ci[73/8300], 3-87
 Ec-H2o Kit, Disk, Ci [7300/8300], 3-87
 Electrode, 5 Plate, High Flow, 4-17
 Electrode, Cylindrical, 4-17
 Element, Fltr, 4-13

F

Fan, 4-3, 4-5
 Fan Assy, Vacuum (See Breakdown), 2-57
 Fan Assy, Vacuum (See Breakdown) (Replaced by 398520), 2-57

Fan vacuum, 36v, 4-3
 Fan, rotating, 4-3
 Fan, stationary, 4-3
 Fan, Vacuum, 4-5
 Fast 665 4 Ltr, Detergent, 2-53
 Fast 965 4 Ltr, Detergent, 2-53
 Fast Kit, Ci, Injector Filters[Fast li+], 4-19
 Fast Kit, Seal, Injector, Ci [Fast lii], 4-19
 Filter Assy, Air, Molded Ure, 2-49
 Filter, Fan, 1-2, 2-39, 2-45
 Filter, Foam, 2-51
 Filter, In-Line, Pf06/Pf06 080mesh 02.6l, 2-53, 3-83
 Filter, Inline, Pf06/Pf06, 80 Mesh, 2-51
 Filter, Panl, Dust, 2.0 X 0.61 X 07.6, 1-1, 1-2
 Filter, Soltn, 20mesh, Pf16 3.1d 02.3l, 2-43
 Fitting 1/8mx1/4h Barb Brs, 2-49
 Fitting Assy, Cap, 0.067b, Pf04, 2-47
 Fitting Assy, Cap, 0.086b, Pf04, 2-47
 Fitting Assy, Qdc, Pf04, 3-83
 Fitting, Brs, E90, Cf03/Pf02, 2-49
 Fitting, Brs, E90, Pm04/Bm08, 2-47
 Fitting, Brs, Qdc, Bm12/Qf08, 2-37
 Fitting, Brs, Qdc, Pm04/Qf06, 3-103
 Fitting, Brs, Str, Pf04/Pf04 Bkhd, 3-103
 Fitting, Brs, Str, Bm06/Pf02, Spcl, 3-83
 Fitting, Brs, Str, Bm06/Pf04, 3-83
 Fitting, Brs, Str, Pf02/Pm06, 3-83
 Fitting, Brs, Str, Pm02/Bm03, 2-57
 Fitting, Brs, Str, Pm02/Pm02, 4-17
 Fitting, Brs, Str, Pm04/Pm04, 2-47
 Fitting, Brs, Str, Pm04/Pm06, 2-47
 Fitting, Brs, Tee, Pf04/Pf04/Pm04, 2-47
 Fitting, Brs, Tee, Pf04/Pm04/Pf04, 2-47
 Fitting, Brs, Tee, Pf02/Pf02/Pm02, Run, 3-83
 Fitting, Brs, Tee, Pm04/Pf04/Pf04, Run, 2-53
 Fitting, Coupler, Hose, Shank, Fem, 3-89, 3-91, 3-93, 3-95
 Fitting, Elbow, 3-101
 Fitting, Grease, 2-25
 Fitting, Grease, E90 Pm04 .75L, 3-37, 3-49, 3-67
 Fitting, Hose, Barbed, .25npt Mal, 3-101
 Fitting, Hyd, E90, Jf06/Jm06, 2-17
 Fitting, Hyd, E90, Jm06/Om06, 2-17
 Fitting, Hyd, Str, Jm04/Om06, 2-17
 Fitting, Hyd, Str, Jm04/Om10, 2-17
 Fitting, Hyd, Str, Jm06/Om06, 2-17
 Fitting, Hyd, Tee, Jf06/Jm06/Jm06, Run, 2-17
 Fitting, Hyd, Tee, Jm06/Om06/Jm06, 2-17
 Fitting, Nyl, Qdc, E90, Bm06/ Qm10, 2-53
 Fitting, Nyl, Qdc, E90, Bm08/ Qm10, 2-53
 Fitting, Plstc, Bkhd, Pf12/Pf12, 2-55
 Fitting, Plstc, Bkhd, Pf16/Pf16, 2-33, 2-43
 Fitting, Plstc, Cap, Pf04, 2-49
 Fitting, Plstc, Cap, Pf08, 2-65, 2-67, 3-39
 Fitting, Plstc, E45, Pf12/Pf12, 2-37
 Fitting, Plstc, E90, 06bm/06bm, 3-97
 Fitting, Plstc, E90, 16bm/16pm, 2-33, 2-43
 Fitting, Plstc, E90, Bm04/Pm04 Nyl, 2-49
 Fitting, Plstc, E90, Bm05/Pm02, Nyl, 4-17
 Fitting, Plstc, E90, Bm06/Pm04, Nyl, 2-53

CROSS REFERENCE

- Fitting, Plstc, E90, Bm08/Bm08, 2-65, 2-67, 3-39, 3-41
Fitting, Plstc, E90, Bm08/Pm04, 3-103
Fitting, Plstc, E90, Bm08/Pm04 Nyl, 2-47
Fitting, Plstc, E90, Bm08/Pm06, 2-51, 2-53, 3-55, 3-73, 3-83
Fitting, Plstc, E90, Bm08/Pm08, 2-37
Fitting, Plstc, E90, Bm08/Pm12, Nyl, 2-51
Fitting, Plstc, E90, Bm10/Pm12, 2-37
Fitting, Plstc, E90, Bm12/Bm12, 2-65, 2-67, 3-39, 3-41, 3-53, 3-55, 3-71, 3-73
Fitting, Plstc, E90, Bm12/Pf12, 2-39
Fitting, Plstc, E90, Bm12/Pm08, 2-37, 3-39
Fitting, Plstc, E90, Bm12/Pm12, 2-37, 2-39
Fitting, Plstc, E90, Pf08/Pf08, 3-55, 3-73
Fitting, Plstc, E90, Pm12/Pf12, 2-33, 2-43
Fitting, Plstc, Pipe, Cap, Pf04, 2-53
Fitting, Plstc, Plug, Pm12, 2-33, 2-43, 2-45
Fitting, Plstc, Rst, .50od/.31id, 3-39, 3-41
Fitting, Plstc, Str, Bm04, Cplg, Fem, 2-53
Fitting, Plstc, Str, Bm04/Bm08, 2-49, 3-83
Fitting, Plstc, Str, Bm05/Pm04, 3-83
Fitting, Plstc, Str, Bm06/Bm06, 3-97
Fitting, Plstc, Str, Bm06/Pm02, Nyl, 3-83, 4-17
Fitting, Plstc, Str, Bm06/Pm04, 2-53
Fitting, Plstc, Str, Bm06/Pm12, 3-97
Fitting, Plstc, Str, Bm08/Bm08, 2-65, 2-67, 3-39, 3-41
Fitting, Plstc, Str, Bm08/Pm04, 3-103
Fitting, Plstc, Str, Bm08/Pm04 (ec-H2O), 3-41, 3-55, 3-73
Fitting, Plstc, Str, Bm08/Pm04 (FaST), 2-67
Fitting, Plstc, Str, Bm08/Pm06, 2-51, 2-53, 3-83
Fitting, Plstc, Str, Bm08/Pm08, 2-65, 2-67, 3-39, 3-55, 3-73
Fitting, Plstc, Str, Bm08/Pm12, 2-51, 2-53, 3-83, 3-103
Fitting, Plstc, Str, Bm10/Bm10, 2-65, 2-67
Fitting, Plstc, Str, Bm12/Pm08, 2-37
Fitting, Plstc, Str, Bm12/Pm08, Nyl, 3-55, 3-73
Fitting, Plstc, Str, Bm12/Pm12, 2-33, 2-37, 2-43
Fitting, Plstc, Str, Bm24/Bm32, 3-99, 3-107
Fitting, Plstc, Str, Pm04, Cplg, Mal, 2-53
Fitting, Plstc, Str, Pm08/[Garden Hose]F, 2-41
Fitting, Plstc, Str, Pm08/Pm08, 2-37
Fitting, Plstc, Str, Pm12/Bm16, 2-33, 2-43
Fitting, Plstc, Str, Pm12/Pm12, 2-33, 2-37, 2-43
Fitting, Plstc, Str, Pm16/Pm16 Close, 2-33, 2-43
Fitting, Plstc, Tee, Bm04/Bm04/Bm04, 2-53
Fitting, Plstc, Tee, Bm05/Bm05/Pm04, 3-83
Fitting, Plstc, Tee, Bm06/Bm06/Bm06, 3-83
Fitting, Plstc, Tee, Bm08/Pm04/Bm08 Nyl, 2-47, 2-49
Fitting, Plstc, Tee, Bm10/Bm10/Bm10, 2-65
Fitting, Plstc, Tee, Bm12/Bm12/Bm12, 3-53, 3-71
Fitting, Plstc, Tee, Bm16/Pf12/Bm16, 2-33, 2-43
Fitting, Plstc, Tee, Pf08/Pf08/Pf08, 2-37
Fitting, Plstc, Tee, Pf12/Pf12/Pf12, 2-33, 2-43
Fitting, Plstc, Y, Bm06/Bm06/Bm06, Nyl, 3-83
Fitting, Plstc, Y, Bm08/Bm08/Bm08 Nyl, 3-55, 3-73
Fitting, Plstc, Y, Bm08/Bm08/Bm08, Nyl, 2-53
Fitting, Qm, Male, 2-37
Fitting, Quick Disconnect, 3-99
Flange, 4-14
Flasher, 12/48vdc 5a #6309 /12 - 48vdc, 3-7
Flasher, 12/48vdc 5a #6309/12-48vdc, 3-9
Flashing Light, 3-3, 3-5
Frame, 2-7
Frame Wldt, Main, Iron Gray [7300/8300], 2-7
Frame Wldt, Scb Head, 2 Brush, Ele, Gray, 2-61
Frame Wldt, Scb Head, 3 Brush, Ele, Gray, 3-35
Frame Wldt, Sqge 48.0l, 3-109, 3-111
Frame Wldt, Sqge, Iron Gray, 2-79, 2-81, 3-113, 3-115
Frame Wldt, Sqge, Side, Lh, 2-73, 3-47, 3-61, 3-79
Frame Wldt, Sqge, Side, Rh, 2-71, 3-45, 3-59, 3-77
Fuse, .20A, 3Ag, Slo-Blo, 2-93
Fuse, 010A 032Vdc 0.25D, 3-23
Fuse, 150amp, 2-85, 2-87
- ### G
- Gasket, 2-43, 2-93
Gasket, .19, 2.00ld 5.38OD [BUNA], 3-89, 3-91, 3-93, 3-95
Gasket, .19, 4.05id 5.29od [Buna], 2-35, 2-55, 3-97
Gasket, Cap, 2-35, 2-55
Gasket, Cap, Drain, 1-1, 1-2, 2-35, 2-55
Gasket, Cap, Dust, 3-89, 3-91, 3-93, 3-95
Gasket, Celr Ure, .50, 05.94w 08.88l, Adh, 2-33, 2-43
Gasket, Cover, 3-51, 3-69
Gasket, Cover, Controller, 2-83
Gasket, Foam, 3-63, 3-81
Gasket, Lid, 2-35, 2-55
Gasket, Mtg, Fan, 1-1, 1-2, 2-57
Gasket, Sqge, 2-79, 2-81, 3-109, 3-111, 3-113, 3-115
Gasket, Tank, Recovery, 1-1, 1-2, 2-39, 2-45
Gasket, Ure, .50, 12.65w 18.89l, Adh, 2-45
Gasspring, 56lb, 6.3strk, 2-69, 3-43, 3-57, 3-75
Gear, Drive, 2-25
Gearbox, 90, Drive Wheel, Rear, [Hu], 2-25
Gearbox, Motor, 4-8, 4-9, 4-10
Geroler S/A, 4-14
Geroter, 4-15
Grommet, 3-101
Grommet, Blind, 3-83, 4-17
Grommet, Pye, 0.37id, F/ 1.5h, .13matl, 3-97
Grommet, Rbr, 0.38id, F/ 0.5h, .12matl, 3-3, 3-5, 3-7, 3-9
Grommet, Rbr, 0.50id, F/ 0.8h, .12matl, 2-83
Grommet, Rbr, 0.89id, F/ 1.2h, .14matl, 2-23
Grommet, Rbr, 1.00id, F/ 1.4h, .12matl, 2-83
Grommet, Rbr, 1.0b, 2-83, 2-93
Grommet, Rbr, 1.50id, F/ 1.8h, .31matl, 2-13, 2-27
Grommet, Rbr, 2.13id, F/ 2.5h, .12 Matl, 2-49
Grommet, Ribbon Cable, .63 X 1.81, 2-13
Guard Kit, Sqge, Rear, Ci [7300/8300], 3-37, 3-67
Guard Kit, Sqge, Rear, Iron Gray, Ci, 3-37, 3-67
Guard Wldt, Lh, 3-61, 3-79
Guard Wldt, Lh, Iron Gray, 3-61, 3-79
Guard Wldt, Light, Revl/Fish, 3-3, 3-5
Guard Wldt, Oprtr, Top, 3-11
Guard Wldt, Oprtr, Top, Iron Gray, 3-13
Guard Wldt, Rh, 3-59
Guard Wldt, Rh, [Mp1200], 3-77
Guard Wldt, Rh, Iron Gray, 3-59, 3-77
Guard Wldt, Sqge (MP 20), 3-37, 3-67
Guard Wldt, Sqge, Rear, Gray, 3-37, 3-67
Guard, Brush, Side, 3-19, 3-27
Guard, Bumper, 3-37, 3-67
Guard, Kick In, Scb Head, 2-63, 3-37, 3-49, 3-67
Guard, Kick In, Scb Head, Iron Gray, 2-63, 3-37, 3-49, 3-67
Guard, Light, 3-7, 3-9
Guide, Point, Side Sqge, 2-71, 2-73, 3-45, 3-47, 3-59, 3-61, 3-77, 3-79
- ### H
- Handle, 2-33, 2-43
Handle Wldt, Steering, Tilt, 2-15, 2-17
Handle, Wand, 3-101
Harness [Fast 7300/8300], 2-117
Harness [FaST II+ 7300/8300], 2-118
Harness, Backup Alarm, Shrd, 3-7, 3-9
Harness, Battery, Connecting, 2-89, 2-91
Harness, Battery, Rollout [7300/8300], 3-117
Harness, Brush, Side, Lh [7300], 3-33
Harness, Brush, Side, Rh [7300], 3-25
Harness, Fast, 7300/8300, 2-117
Harness, Jumper, Arm, 2-116
Harness, Light, Revl, Ohg, 3-5
Harness, Light, Revl, Shrd, 3-3
Harness, Main, 7300, 8300, 2-116
Harness, Main, Controlboard [Ec-H2o 5cell], 4-17
Harness, Power Wand, [7300/8300], 3-105
Harness, Rear [FaST 7300/8300], 2-118
Harness, Rear, [Fast 7300/8300], 2-117

Harness, Sensor, Jumper, 2-39
 Harness, Switch, Key, Diode, 2-87
 Harness, Wire [7300 Ec-H2o, Module], 3-86
 Harness, Wire [7300, Ec-H2o Interface], 3-86
 Harness, Wire, Jumper Reverse Switch, 3-7
 Harness, Wire, Jumper, Seat Switch, 2-116
 Head Kit, Pump, Water, Repair, 4-18
 Head, Wand, 3-101
 Headlight, 36vdc, 15cp 0.7a [#0534242], 1-1
 Headlight, 36vdc, 60watt1.7a [#4350], 3-7
 Headlight, 36vdc, 15cp, 0.7a, 2-7
 Headlight, 36Vdc, 60 Watt 1.7A, 3-9
 Hinge Assy, 2-11
 Hinge Assy, Iron Gray, 2-11
 Hinge Wldt, W/ Pin, 2-11
 Hinge Wldt, W/ Pin, Iron Gray, 2-11
 Hinge, .38pin .11 3.5w 04.0l 4/0.38slot, 2-9
 Hook Wldt, Latch, 3-51, 3-69
 Horn, 36vdc, DbA, 2-7
 Hose, 3-99
 Hose Assembly, 3-99
 Hose Assy, Drain, 2-35, 2-55
 Hose Assy, Pvc, W/ Cuff, 1.5d, 90.0l, 3-107
 Hose Assy, W/1cuff, 1.5d 120l 1.5/, 3-89, 3-91, 3-93, 3-95
 Hose Assy, W/2 Cuff, 1.0d 41.0l, 1-2
 Hose Assy, W/2cuff, 1.0d, 23l, 3-63, 3-81
 Hose Assy, W/2cuff, 1.0d, 41l, 3-63, 3-81
 Hose Assy, W/2cuff, 2.0d 26l, 3-63, 3-81
 Hose Assy, W/2cuff, 2.0d 75l, 3-63, 3-81
 Hose, Afmkt Replmt, Pvc, Brd 0.50id 1 Ft, 2-47, 2-49, 2-51, 3-55, 3-73
 Hose, Afmkt Replmt, Pvc, Brd 0.50id 2 Ft, 2-47, 3-41, 3-55, 3-73
 Hose, Afmkt Replmt, Pvc, Brd 0.50id 20ft, 2-51
 Hose, Afmkt Replmt, Pvc, Brd 0.50id 3 Ft, 3-41
 Hose, Afmkt, Pvc, Brd 0.50id 1ft, 2-67
 Hose, Afmkt, Pvc, Brd 0.50id 2ft, 2-65
 Hose, Afmkt, Pvc, Brd 0.75id 1 Ft, 3-41, 3-55, 3-73
 Hose, Afmkt, Pvc, Brd 0.75id 8 Ft, 3-41, 3-55, 3-73
 Hose, Afmkt, Pvc, Brd, 0.25id, 03ft, 3-83
 Hose, Afmkt, Pvc, Brd, 0.31ld, 03Ft, Clr, 3-83
 Hose, Afmkt, Pvc, Brd, 0.38id, 01ft, Clr, 4-17
 Hose, Afmkt, Pvc, Brd, 0.38id, 03ft, Clr, 2-53
 Hose, Afmkt, Pvc, Brd, 0.38ld, 08Ft, Clr, 3-97
 Hose, Afmkt, Pvc, Brd, 0.50id, 01ft, Clr, 2-53
 Hose, Afmkt, Pvc, Brd, 0.50id, 02ft, Clr, 2-53
 Hose, Afmkt, Pvc, Brd, 0.50id, 08ft, Clr, 3-83
 Hose, Afmkt, Pvc, Brd, 0.75id 8 Ft, 2-67

Hose, Afmkt, Pvc, Brd, 0.75ld, 02Ft, Clr, 2-37
 Hose, Afmkt, Pvc, Brd, 0.75ld, 03Ft, Clr, 2-37
 Hose, Afmkt, Pvc, Clr 0.25id 1 Ft, 2-49
 Hose, Afmkt, Pvc, Clr 0.25id 2 Ft, 2-49
 Hose, Afmkt, Pvc, Clr, 0.25id, 02ft, 2-53
 Hose, Hyd, Tc 06, Jf Str/E90 , 48.0l, 2-18
 Hose, Hyd, Tc06, Jf06e90/Jf06str, 050.0, 2-18
 Hose, Hyd, Tc06, Jf06str/Jf06str, 050.0, 2-18
 Hose, Hyd,Tc 04, Jf04str /Jf04e90 , 30.0, 2-18
 Hose, Pvc, Brd, 0.31id 0.53od, 2ft, Clr, 4-17
 Hose, Pvc, Brd, 0.38id 0.60od 15.00l, 3-97
 Hose, Pvc, Brd, 0.50id 0.73od 33.00l, 3-39
 Hose, Pvc, Brd, 0.50id 0.75od 14.00l, 3-39
 Hose, Pvc, Brd, 0.50id 0.80od 18.00l, 3-39
 Hose, Pvc, Brd, 0.62id 0.91od 10.30l, 2-65
 Hose, Pvc, Brd, 0.75ID 1.00OD 02.00L, 3-39, 3-53
 Hose, Pvc, Brd, 0.75id 1.00od 2.00l, 3-71
 Hose, Pvc, Brd, 0.75id 1.00od 44.50l, 3-39, 3-53, 3-71
 Hose, Pvc, Brd, 0.75id 1.03od 01.50l, 3-53, 3-71
 Hose, Pvc, Brd, 0.75id 1.03od 02.00l, 2-65, 2-67
 Hose, Pvc, Brd, 0.75id 1.03od 05.00l, 3-53, 3-71
 Hose, Pvc, Brd, 0.75id 1.03od 11.00l, 3-53, 3-71
 Hose, Pvc, Brd, 0.75id 1.03od 44.50l, 2-65, 2-67
 Hose, Pvc, Clr, 0.50id 0.69od 50.0l, 2-37
 Hose, Pvc, Wir, 0.50id 0.74od 47.00l, 3-103
 Hose, Pvc, Wir, 0.50id 0.75od 15.50l, 3-103
 Hose, Vacuum, 1-1, 1-2, 2-57, 3-99
 Hose, Vacuum, 0.16id X 05.0l, 2-39, 2-57
 Hose, Vacuum, 35.0l, 1-2, 3-63, 3-81
 Hose, Vacuum, 58.5l, 1-2, 3-63, 3-81
 Hose, Vacuum, 89.0l, 2-39, 2-45
 Hose, Vacuum, 91.0l, 1-1, 1-2
 Hose, Vyl, Brd, .62id 55.0l, 2-37
 Hose, Vyl, Brd, .75id 28.0l, 2-39
 Hose, Wand, 3-101
 Hose, Water, 1.0id 2.25l, 2-33, 2-43
 Hose, Water, 1.0id 4.5l, 2-33, 2-43
 Housing, 4-3, 4-5, 4-14
 Housing Wldt, Brg, Iron Gray, 2-15
 Housing Wldt, Brush, 3-23, 3-31
 Housing Wldt, Brush, Iron Gray, 3-23, 3-31, 3-49, 3-67
 Housing Wldt, Brush, Side, Iron Gray, 3-21, 3-29
 Housing, Bottom, 4-17
 Housing, Cplg, Qf / Pm08, 2-53, 3-83
 Housing, Cplg, Qf / Pm08 (ec-H2O), 2-67

Housing, Cplg, Qf / Pm08 (FaST), 3-41, 3-55, 3-73
 Housing, Upper, Module, High Flow, 4-17
 Hub Wldt, Drive, Brush, Iron Gray, 3-51, 3-69
 Hub, Drive, Brush, Disk, 0.75B 6T, 2-61, 3-35
 Hub, Drive, Brush, Disk, 3 Hole 5.8Bc, 2-5

I

Injector Assy [Gen LII], 4-19
 Injector Assy [Gen III] (See Breakdowns), 2-53
 Insert, Cplg, Qm, Bm08, 2-53, 3-83
 Insert, Lrg [Venturi, Fast Iii], 4-19
 Instruction, Repair, 4-14
 Instruction, Repair, Valve, Strg, 4-15
 Insulator, Panel, 2-85
 Insulator, Panel & Switchboard, 2-87

J

Joint, U, 0.75ld, 2-15

K

Key Square 0.25 0.25 01.00 Lg, 4-10
 Key Square 0.25 X 0.25, 01.00L, 4-8, 4-9
 Key, Ignition, 2-13
 Key, Sq, 0.19 X 0.19, 00.75l, 3-51, 3-69
 Key, Sq, 0.19 X 0.19, 01.00l, 2-15, 3-51, 3-69
 Key, Sq, 0.19 X 0.19, 01.25L, 3-51, 3-69, 4-7
 Key, Woodruff, 0.16 0.62, 4-6
 Key, Woodruff, 0.19 0.75, [A#0606], 2-15
 Kit, Brake, 1-1, 1-2
 Kit, Brush, Motor, Ele, 3-19, 3-27
 Kit, Cap, Drain, 2-35, 2-55
 Kit, Ci, Alarm, Backup, 36vdc, 3-7
 Kit, Ci, Battery, Rollout, 3-117
 Kit, Ci, Bumper, Rear, 3-16, 3-17
 Kit, Ci, Detgt Metering, 3-97
 Kit, Ci, Drain, Soltn, Pos Cntrl, Soltn, 3-93
 Kit, Ci, Drain, Soltn, Pos, Cntrl, Recvy, 3-89
 Kit, Ci, Fork Lift, Battery, 3-119
 Kit, Ci, Ohg, [7300/8300], 3-11
 Kit, Ci, Seat, Suspension, 3-15
 Kit, Ci, Seatbelt, 3-14
 Kit, Cl, Squeegee, Rear (Max Pro 1000), 2-79
 Kit, Cl, Squeegee, Rear (Max Prot 1000), 3-113
 Kit, Cl, Squeegee, Rear [Max Pro 1200], 3-109
 Kit, Ci, Vacuum Wand, [7300/8300], 3-107
 Kit, Cover, Recvy, W/Gasket, 2-45
 Kit, Drain Hose, Solution Side, 2-35
 Kit, Ftg, Garden Hose, 2-37
 Kit, Maint, 800hr [7300-Mp1200-Disk-Vac], 1-2
 Kit, Maint, 800hr, [7300-Mp1000-Cyl], 1-2
 Kit, Maint, 800hr, [7300-Mp1000-Disk], 1-1

CROSS REFERENCE

Kit, Maint, 800hr, [7300-Mp1200-Cyl], 1-2
Kit, Maint, 800hr, [7300-Mp1200-Disk],
1-1
Kit, Modif, Ftg Location, [Discvac], 1-2
Kit, Replmt, Bracket, F/386211, 2-9
Kit, Replmt, Dual Press/14" Tube, 2-39
Kit, Replmt, Press Switch/8" Tube, 2-33
Kit, Seal, 4-13
Kit, Seal, Hyd, Valve, Strg, 4-15
Kit, Seal, Motor, 4-14
Kit, Seal, Scu, 2-17
Kit, Spring, Valve, Strg, 4-15
Kit, Switch, Micro, 3-7
Kit, Valve, Check, 2-33, 2-43
Kit, Wand, Power [5400], 3-101
Knob, 2-15, 2-75
Knob, 0.50-20, 1.38d, Plstc, 2-31
Knob, 4-Prong W/.31-18, Insert, 3-109,
3-111, 3-113, 3-115
Knob, 4-Prong W/.31-18, Insert, 2-79,
2-81
Knob, Adj, 2-75
Knob, Plastic, 3-21, 3-29

L

Label [Attention Fast Users, 5400s], 2-43
Label [User, Attention, Ec-H2o], 3-85
Label Set, Info & Hzd, 2-119
Label Set, Info/Hzrd, [Max Pro], 3-49, 3-67
Label Set, Info/Hzrd, [Maxpro], 2-61, 3-35
Label Set, Operational, 7300/8300, 2-119
Label Set, Opertnl [7300 ec-H2O], 3-85
Label, Brush, Side, Adj, 3-23, 3-31
Label, Direction [Ec-H2o], 4-17
Label, Fast, 2-95
Label, Front [Ec-H2o, T15], 3-85
Label, Logo, 05.75L 2Color [ES], 2-119
Label, Logo, 07.95L 2Color [FaST], 2-119
Label, Logo, 14.9L 4Color [ec-H2O], 2-119
Label, Module [Nsf, Ec-H2o], 4-17
Label, Sqge, 2-119
Label, Switch [7300/8300 FaST], 2-97
Label, Switch, Fast, 2-95
Label, Tank [ec-H2O], 3-85
Label, Tank, 9.08L 2Color [7300], 2-119
Lamp, 2-7
Lamp, 40vdc, 0.9a, [50cp#1062], 3-3, 3-5
Lamp, 36vdc, 32cp, .72a, 2-7
Lampholder, 2-7
Latch, 2-11, 3-51, 3-59, 3-61, 3-69, 3-77,
3-79
Latch, Double Scrub, Side Sqge, 2-71,
2-73, 3-45, 3-47
Latch, Handle, 3-117
Latch, Trigger, 2-9
Lens, Amber, Light, Revl, 3-3, 3-5
Lever Wldt, Iron Gray, 2-27
Lever, Valve, Water, Iron Gray, 2-31
Light, Led, .312d, 2 Volt [Tri-Color], 3-85
Light, Spot, 36vdc, 60w Rework 72173,
3-7, 3-9
Link Assy, Rod-End, .63-18, 2-63, 3-37,
3-49, 3-67
Link Wldt, Head, Drag (Replaced by
9005751), 3-37, 3-49, 3-67
Link, .38 1.0w 07.5l 2/1.5h, 2-63

Link, Chain, Roller, #40, 2-15, 2-17
Link, Lift, Squeegee (Replaced by
9005752), 2-63
Lock, Secondary, 2cav, Mp280 Sealed,
4-18

M

Manifold, Plastic, 3-39
Manifold, Soltn, Cntrl, 2-65, 2-67, 3-39,
3-41
Manual, Oprtr [It, Ce], 3-124
Manual, Oprtr [Pt, Ce], 3-124
Manual, Oprtr [Bg, Ce], 3-124
Manual, Oprtr [Cz, Ce], 3-124
Manual, Oprtr [De, Ce], 3-124
Manual, Oprtr [Dk, Ce], 3-124
Manual, Oprtr [Ee, Ce], 3-124
Manual, Oprtr [En, Ce], 3-124
Manual, Oprtr [Es, Ce], 3-124
Manual, Oprtr [Fi, Ce], 3-124
Manual, Oprtr [Fr, Ce], 3-124
Manual, Oprtr [Gr, Ce], 3-124
Manual, Oprtr [Hu, Ce], 3-124
Manual, Oprtr [Lt, Ce], 3-124
Manual, Oprtr [Lv, Ce], 3-124
Manual, Oprtr [NI, Ce], 3-124
Manual, Oprtr [No, Ce], 3-124
Manual, Oprtr [PI, Ce], 3-124
Manual, Oprtr [Ro, Ce], 3-124
Manual, Oprtr [Ru, Ce], 3-124
Manual, Oprtr [Se, Ce], 3-124
Manual, Oprtr [Si, Ce], 3-124
Manual, Oprtr [Sk, Ce], 3-124
Manual, Oprtr [Tr, Ce], 3-124
Manual, Parts [7300 Ele, Ce], 3-124
Manual, Service, 3-124
Media, Cd-Rom, Training [ec-H2O
TENNANT], 3-124
Module Kit, Replmt [Ec-H2o], 4-17
Module Kit, Replmt [ec-H2O] (See
Breakdowns), 3-83
Motor, 4-11
Motor Kit, Ele 36vdc 300rpm 1.0hp, 2-61,
3-35
Motor Kit, Ele 36vdc 300rpm 1.5hp, 2-61
Motor Kit, Vacuum, Replmt, 2-57
Motor, Ele, 36 Vdc 1500 Rpm 1.5 Hp, 4-7
Motor, Ele, 36Vdc 0.08Hp 0068Rpm
04.5A, 3-19, 3-27
Motor, Ele, 36vdc 1.00hp 0300rpm, Gear
(Standard)
(See Breakdown) (Replaced by
9010162), 2-61
Motor, Ele, 36vdc 1.50hp 0300rpm, Gear
(Heavy Duty)
(See Breakdown) (Replaced by
9010161), 2-61
Motor, Ele, 36vdc 1.50hp 1500rpm 43.0a,
3-51, 3-69
Motor, Ele, 36vdc 1500rpm 1.5hp (See
Breakdown)
(Repl By 377398), 3-51, 3-69
Motor, Ele, Vdc 3.0hp Traction,[201] (See
Breakdown), 2-25
Motor, Elect, 4-13
Motor, Gear, 1.0Hp 36V, 4-10

Motor, Gear, Ele, 1.0hp, 36vdc, 300rpm
(See Breakdown) (Replaced by
9010162), 3-35
Motor, Gear, Ele, 1.5Hp, 36Vdc, 300Rpm,
4-8, 4-9
Motor, Gear, Ele, 1.5hp, 36vdc, 300rpm
(Heavy Duty)
(See Breakdown) (Replaced by
387585AM), 2-61
Motor, Hyd, 4-14
Motor, Hyd (See Breakdowns), 2-17
Motor, traction 36v, 4-6
Mount, Cable Tie, 3-23, 3-31

N

Nozzle, Spray, 3-101
Nozzle, Wand, Plstc, 14.0lg, 3-107
Nozzle, Water, 2-41
Nut, 4-3, 4-5
Nut, Hex, Cplg, M08X1.25, 2-87
Nut, Hex, Flng M8 X 1.25, 3-121, 3-123
Nut, Hex, Flng, .38-16, 2-71, 3-45
Nut, Hex, Flng, M06 X 1.0, 2-85, 2-87, 3-7,
3-9
Nut, Hex, Flng, M08 X 1.25, 2-7, 3-3, 3-5,
3-19, 3-23, 3-27, 3-31
Nut, Hex, Flng, M10 X 1.5, 2-75, 3-89,
3-91, 3-93, 3-95
Nut, Hex, Flng, M5 X 0.8, 2-95
Nut, Hex, Flng, M5 X 0.80, 3-83
Nut, Hex, Flng, M8 X 1.25, 2-17
Nut, Hex, Jam, .62-18, Ss, 3-49, 3-67
Nut, Hex, Jam, .62-18, Ss, Lh, 3-49, 3-67
Nut, Hex, Jam, M10 X 1.5, Ss, 2-75,
3-109, 3-111
Nut, Hex, Jam, M20 X 1.5, 2-17
Nut, Hex, Lock, .25-20, NI, 2-23
Nut, Hex, Lock, .25-28, NI, 2-23
Nut, Hex, Lock, .31-18, NI, 2-21, 3-15
Nut, Hex, Lock, .31-18, NI, Thin, 3-117
Nut, Hex, Lock, .44-20, NI, Thin, 2-31
Nut, Hex, Lock, .50-13, NI, Ss, 2-75
Nut, Hex, Lock, .62-18, NI, Thin, 2-63,
3-37, 3-49, 3-67
Nut, Hex, Lock, #06-32, NI, 3-23
Nut, Hex, Lock, M 4 X 0.7, NI, 2-49
Nut, Hex, Lock, M 4 X 0.7, NI Ss, 3-117
Nut, Hex, Lock, M 5 X 0.8, NI, Ss, 3-117
Nut, Hex, Lock, M 5 X 0.8, NI, 2-87
Nut, Hex, Lock, M 6 X 1.0, NI, 2-87, 2-95
Nut, Hex, Lock, M 8 X 1.25 NI, 2-91
Nut, Hex, Lock, M04 X 0.7, NI, 2-11, 2-41,
3-105
Nut, Hex, Lock, M04 X 0.7, NI, Ss, 3-51,
3-69, 3-97
Nut, Hex, Lock, M05 X 0.8, NI, 2-7
Nut, Hex, Lock, M05 X 0.8, NI, 2-13, 2-85,
3-51, 3-69
Nut, Hex, Lock, M05 X 0.8, NI, Ss, 2-35,
2-55, 2-59, 3-49, 3-67
Nut, Hex, Lock, M06 X 1.0, 2-37
Nut, Hex, Lock, M06 X 1.0, NI, 2-9, 2-13,
2-15, 2-23, 2-85, 3-7, 3-9

- Nut, Hex, Lock, M06 X 1.0, NI, Ss, 2-31, 2-63, 2-65, 2-67, 2-69, 2-71, 2-73, 2-77, 3-39, 3-41, 3-43, 3-45, 3-47, 3-53, 3-55, 3-57, 3-63, 3-71, 3-73, 3-75, 3-81, 3-103, 3-117
- Nut, Hex, Lock, M08 X 1.25, NI, 2-7, 2-9, 2-15, 2-23, 2-25, 2-27, 2-31, 2-83, 2-89, 3-19, 3-27, 3-53, 3-55, 3-71, 3-73
- Nut, Hex, Lock, M08 X 1.25, NI, Ss, 2-27, 2-33, 2-59, 2-61, 2-71, 2-73, 2-77, 2-79, 2-81, 3-35, 3-43, 3-45, 3-47, 3-49, 3-67, 3-75, 3-97, 3-103, 3-109, 3-111, 3-113, 3-115, 3-117, 3-119
- Nut, Hex, Lock, M10 X 1.5, NI, 2-23, 3-11, 3-13, 3-14, 3-23, 3-31
- Nut, Hex, Lock, M10 X 1.5, NI, SS, 2-61, 2-75, 2-77, 3-16, 3-17, 3-35, 3-37, 3-51, 3-67, 3-69
- Nut, Hex, Lock, M12 X 1.75, NI, 3-19
- Nut, Hex, Lock, M12 X 1.75, NI, 2-15, 2-17, 2-29, 3-27
- Nut, Hex, Lock, M12 X 1.75, NI, Ss, 2-79, 2-81, 3-59, 3-61, 3-77, 3-79, 3-109, 3-111, 3-113, 3-115
- Nut, Hex, Lock, M4 X 0.70, NI, Ss, 4-17
- Nut, Hex, Lock, M5 X 0.80, NI, 2-53
- Nut, Hex, Lock, M6X1.0, Ss, NI, 3-65
- Nut, Hex, Lock, M8 X 1.25, NI, 2-49, 3-83
- Nut, Hex, Lock, M8 X 1.25, NI, Ss, 2-43, 3-37, 3-67
- Nut, Hex, Sltd, 1.00-20, 2-29
- Nut, Hex, Std, .25-20, 2-85, 2-87
- Nut, Hex, Std, .25-28, 2-23
- Nut, Hex, Std, .31-24, 2-17, 2-85, 2-87, 2-89, 2-91, 3-23
- Nut, Hex, Std, .38-16, Ss, 3-59, 3-77
- Nut, Hex, Std, .50-20, 2-25
- Nut, Hex, Std, #10-32, 2, 2-17, 2-85, 2-87, 2-89, 2-91, 3-23
- Nut, Hex, Std, M06 X 1.0, 2-89
- Nut, Hex, Std, M08 X 1.25, 2-89, 2-91
- Nut, Hex, Std, M08 X 1.25, Ss, 2-71, 2-73, 3-45, 3-47, 3-59, 3-61, 3-77, 3-79
- Nut, Hex, Std, M10 X 1.25, 3-21, 3-29
- Nut, Hex, Std, M10 X 1.5, 2-23
- Nut, Hex, Std, M12 X 2.0, 3-37
- Nut, Retainer, .31-18, 2-69, 3-43, 3-57, 3-75
- Nut, Thumb, M6 X 30mm Dia, 3-101
- Nut, Wheel, M14-1.5, 2-25
- Pad, Strip, 16.0d, Brown, 2-5
- Pad, Strip, 20.0d, Brown, 2-3
- Pad, Stripping, 16.0d[Hi Prod,Black, 2-5
- Pad, Stripping, 20.0d[Hi Prod,Black, 2-3
- Panel Assy Kit, Touch [7300], 2-13
- Panel Assy, Touch [7300], 2-13
- Panel, Front, W/ Label [TNV], 2-11
- Panel, Instmt, 2-13
- Panel, Motor, Cover, W/ Label [Tnv], 2-25
- Panel, Motor, Cover, W/ Label, Teal[TNV], 2-25
- Parts Kit, Ci [Inj Reblid, 7300/8300 LII], 4-19
- Pedal Assy, Foot (Replaced by 1042524), 2-23
- Pedal Assy, Propel, 36vdc, 2-23
- Pedal Wldt, Accelerator, 2-23
- Pedal, Brake, Parking, Iron Gray, 2-27
- Pin, 2-15, 2-79, 2-81, 3-109, 3-111, 3-113, 3-115, 4-15
- Pin Wldt, Front, 2-79, 2-81, 3-109, 3-111, 3-113, 3-115
- Pin, Clevis, .625 Dia X 5.25l, 3-51, 3-69
- Pin, Clevis, 0.19 D X 0.63l, 2-77
- Pin, Clevis, 0.25 D X 2.44l, 2-77
- Pin, Clevis, 0.25d X 2.00l, 2-79, 2-81, 3-109, 3-111, 3-113, 3-115
- Pin, Clevis, 0.31 D X 0.75l, 2-29
- Pin, Clevis, 0.31 D X 1.00l, 2-27
- Pin, Clevis, 0.31d 0.88l, 2-71, 2-73, 3-45, 3-47, 3-59, 3-61, 3-77, 3-79
- Pin, Clevis, 0.37 D X 0.62l, 3-19, 3-27
- Pin, Clevis, 0.37 D X 0.75l, 3-59, 3-61, 3-77, 3-79
- Pin, Clevis, 0.37 D X 1.00l, 2-29, 2-71, 2-73, 3-45, 3-47
- Pin, Clevis, 0.37 D X 1.31l, 2-63, 3-37, 3-49, 3-67
- Pin, Clevis, 0.37 D X 1.50l, 2-71
- Pin, Clevis, 0.37 D X 2.00l, 2-69, 3-43, 3-57, 3-75
- Pin, Clevis, 0.37 D X 3.25l, 3-19, 3-27
- Pin, Clevis, 0.37 D X 4.00l, 3-21, 3-29
- Pin, Clevis, 0.37d X 1.50l, 3-45
- Pin, Clevis, 0.38 D X 2.50l, 2-63, 3-37, 3-49, 3-67
- Pin, Clevis, 0.50 D X 1.75l, 2-59
- Pin, Clevis, 0.50 D X 2.00l, 2-77
- Pin, Clevis, 0.50 D X 2.50l, 2-59, 2-63, 2-77, 3-37, 3-43, 3-49, 3-67
- Pin, Clevis, 0.50 D X 3.50l, 2-23
- Pin, Clevis, 0.50 D X 4.00l, 3-21, 3-29
- Pin, Clevis, 0.50 D X 5.50l, 2-59
- Pin, Clevis, 0.50D X 2.00L, 2-69, 3-57
- Pin, Clevis, 0.75 D X 6.50l, 2-7
- Pin, Cotter, .062 X 0.75, 2-11, 2-77, 2-79, 2-81, 3-109, 3-111, 3-113, 3-115
- Pin, Cotter, .094 X 0.75, 2-27, 2-29, 2-63, 2-69, 2-77, 3-19, 3-21, 3-27, 3-37, 3-43, 3-49, 3-57, 3-67, 3-75
- Pin, Cotter, .125 X 0.75, 2-63, 3-37, 3-49, 3-67
- Pin, Cotter, .125 X 1.00, 2-23, 2-59, 2-63, 2-69, 3-21, 3-29, 3-37, 3-43, 3-49, 3-57, 3-67
- Pin, Cotter, .156 X 1.25, 2-7
- Pin, Hair Cotter, 0.31 D .058 Wir, 3-59, 3-61, 3-77, 3-79
- Pin, Hair Cotter, 0.38 D .072 Wir, 2-71, 2-73, 3-45, 3-47
- Pin, Hair Cotter, 0.62 D .120 Wir, 3-19, 3-27, 3-51, 3-69
- Pin, Hinge, Cover, 2-33, 2-43
- Pin, Prong, 2-93
- Pin, Roll, .250 D X 0.75l, .250/.256, 2-71, 2-73, 3-45, 3-47, 3-59, 3-61, 3-77, 3-79
- Pin, Roll, .250 D X 1.50l, .250/.256, 2-29
- Pin, Roll, .250 D X 2.00l, .250/.256, 3-19, 3-27
- Pin, Roll, .310 D X 0.75l, .312/.318, 2-25
- Pin, Valve, Strg, 4-15
- Piston, 4-11
- Pivot Wldt, Guard, 2-79, 3-109, 3-113
- Pivot Wldt, Sqge Caster, 2-75
- Plate, 2-11
- Plate Assy, Orifice, 0.010id, Purple, 4-19
- Plate Wldt, Floor, 2-7
- Plate Wldt, Mtg, Idler, 2-15
- Plate Wldt, Pivot, Guard, Iron Gray, 2-81, 3-111, 3-115
- Plate Wldt, Stop, Iron Gray, 3-49, 3-67
- Plate, Adapter, Brush, 3-19, 3-27
- Plate, Controlbox, 2-83
- Plate, Controlbox, Iron Gray, 2-83
- Plate, Cover, 2-7
- Plate, Cover, Iron Gray, 2-7
- Plate, Floor, 2-7
- Plate, Floor, Iron Gray, 2-7
- Plate, Floor, Upper, 2-7
- Plate, Floor, Upper, Iron Gray, 2-7
- Plate, Hinge, 2-11
- Plate, Hinge, Iron Gray, 2-11
- Plate, Iron Gray, 2-11, 3-19, 3-27
- Plate, Mtg, Contactor, 2-17, 3-23
- Plate, Mtg, Contactor, Iron Gray, 2-17, 3-23
- Plate, Mtg, Hyd, Iron Gray, 2-17
- Plate, Mtg, Tank, Detgt, Iron Gray, 3-97
- Plate, Orifice, 0.067id, 2-47
- Plate, Orifice, 0.086id, 2-47
- Plate, Seat, Iron Gray, 2-21
- Plate, Slide, 2-77, 3-109, 3-111
- Plate, Stop, 2-27
- Plate, Wand, Clean-Out, 2-41
- Plate, Wear, 4-15
- Plug, 2-25, 3-101
- Plug, Cap, 2-39, 2-43, 2-45
- Plug, Drive, Brush, Spl, Iron Gray, 3-51, 3-69
- Plug, Hole, RockersSwitch, 2-33
- Plug, Orifice, 0.052, Ss [Fast li+], 4-19
- Plug, Qm, .25npt, 3-101
- Plug, Rbr, 2-83, 2-93
- Plug, Resistor, 2-117
- Powerunit, Hyd, 36Vdc, 2-17, 4-13
- Powerunit, Hyd, 36vdc (See Breakdowns), 2-17
- Pump assy, 4-13
- Pump Assy, Power Wand (See Breakdown), 3-103
- Pump kit, power wand, 4-11
- Pump screw, 4-11
- Pump, Air, Ele, 36vdc, 2-49
- Pump, Detgt, 36vdc (See Breakdown), 3-97
- Pump, Detgt, 560s, 2-49

O

- Ohg Kit, Iron Gray, Ci [7300/8300], 3-13
- Oil, Hyd [El, Iso 32, 01gal], 1-1
- Oil, Hyd [El, Iso 32, 05gal], 1-1

P

- Pad, 2-27
- Pad, Buff, 16.0d, Red, 2-5
- Pad, Buff, 20.0d, Red, 2-3
- Pad, Polish, 16.0d, White, 2-5
- Pad, Polish, 20.0d, White, 2-3
- Pad, Scrub, 16.0d, Blue, 2-5
- Pad, Scrub, 20.0d, Blue, 2-3

CROSS REFERENCE

Pump, Metering Solution, 4-12
Pump, Soltn, 36vdc, 65psi [Fast li+], 2-53
Pump, Soltn, Ele, 36vdc, 2-47, 4-18
Pump, Soltn, Ele, 36vdc (See Breakdowns), 3-83
Pump, Solution, Impeller, 2-37

R

Race Thrust, 4-14
Rail, 2-21
Rail Wldt, Lift, Cyl Head, Iron Gray, 3-57, 3-75
Rail Wldt, Lift, Disk Head, Iron Gray, 2-69, 3-43
Relay, 36vdc, 5a, Spdt, [Greenwich], 3-9
Relay, 36vdc, 05a, Spdt N/O [Greenwich], 2-95
Relay, 36Vdc, 005A, Spdt No [Greenwich], 2-97
Relay, 36vdc, 100a, Sp N/O [White], 2-87, 3-23
Relay, 36vdc, 5a, Spdt [Greenwich], 3-7
Replacement Kit, Bellows, 4-12
Reservoir, 4-13
Resistor, 040.00 Ohm, 40watt, 2-87
Resistor, 040.00ohm, 40watt, 2-85
Resistor, 011.00 Ohm, 0040Watt [5%], 3-83
Retainer, Brg, Iron Gray, 3-51, 3-69
Retainer, Spring, 2-23
Retainer, Sqge, 2-71, 2-73, 3-45, 3-47, 3-59, 3-61, 3-77, 3-79
Return Spring-Brakes, 2-29
Ring, Brush, 4-7
Ring, Mtg, Sqge, .50l, 2-79, 2-81, 3-109, 3-111, 3-113, 3-115
Ring, Retainer, Valve, Strg, 4-15
Ring, Retaining, Ext, 2-79, 2-81, 3-109, 3-111, 3-113, 3-115
Ring, Retaining, Ext, 0.59d, Basic, 2-75
Ring, Retaining, Ext, 0.75d, Hd, 3-51, 3-69
Ring, Retaining, Ext, 0.75d, Ss, 2-35, 2-55
Ring, Retaining, Int, 1.85d, Basic, 3-51, 3-69
Rivet, Plstc, .25 D X 0.75, 2-7
Rivet, Plstc, .250 X 0.898, 2-61, 3-35, 3-105, 3-107
Rivet, Plstc, .250d X 0.90, 2-61
Rivet, Pop, 3-101
Rod, 2-11
Rod Wldt, 2-31
Rod-End, .62-18rh Fem 0.50-18stud, 3-49, 3-67
Rod-End, .625-18, Lh, 3-49, 3-67
Rod-End, M10 X 1.5rh Fem M10 X 1.5stud, 2-75
Rod, Link, 3-49, 3-67
Rod, Rear Door, 2-11
Rod, Thr, 2 End M10x1.5 07.4, 2-75
Rod, Thr, 2 End, .25-28 04.4l, 2-23
Rod, Thr, Full, .25-20 01.5l, 2-85, 2-87
Rod, Threaded, 2-29
Roller, 2-63, 2-69, 3-37, 3-43, 3-49, 3-57, 3-67, 3-75

S

Screen Wldt, 3-63, 3-81
Screen, 50 Mesh, Ss, 2-47
Screen, Filter, 80 Mesh, 2-51
Screen, Pump, 3-97
Screw, 4-3, 4-11, 4-14
Screw, Adjuster, 4-13
Screw, Btn, M08 X 1.25 X 25, Ss, 3-23, 3-31
Screw, Cap, 4-15
Screw, Flat, M06 X 1.0 X 20, 10.9, 2-13
Screw, Flt, #06-32 X 0.38, Al, 3-23
Screw, Flt, M10 X 1.5 X 20, 10.9, 3-21, 3-29
Screw, Flt, Phl, 10-32 X 0.31, 4-17
Screw, Hex, 3-57
Screw, Hex, .25-20 X 0.38, 5, 2-85
Screw, Hex, .25-20 X 0.75, Sems, 3-59, 3-61, 3-77, 3-79
Screw, Hex, .31-18 X 1.00, Ss, NI, 2-61, 3-35
Screw, Hex, .38-16 X 1.00, NI, 2-61, 3-35
Screw, Hex, .50-13 X 0.75, 5, 3-7, 3-9
Screw, Hex, .50-13 X 3.00, Ss, 2-75
Screw, Hex, #10-24 X 0.50, Ss, 2-31
Screw, Hex, M 5 X 0.8 X 12, 8.8, 2-87
Screw, Hex, M 6 X 1.0 X 16, 8.8, 2-87
Screw, Hex, M 6 X 1.0 X 16, Fmg, 3-63, 3-81
Screw, Hex, M 6 X 1.0 X 20, NI, 2-87
Screw, Hex, M 6 X 1.0 X 40, Ss, 2-91
Screw, Hex, M 8 X 1.25 X 20, 8.8, 2-91
Screw, Hex, M 8 X 1.25 X 30, 8.8, 2-9
Screw, Hex, M04 X 0.7 X 12, 8.8, 2-41
Screw, Hex, M04 X 0.7 X 20, 8.8, 3-105
Screw, Hex, M05 X 0.8 X 12, 8.8, 2-85
Screw, Hex, M05 X 0.8 X 12, Ss, 3-51, 3-69
Screw, Hex, M05 X 0.8 X 16, 8.8, 2-83
Screw, Hex, M05 X 0.8 X 25, Ss, 2-35, 2-55, 2-59
Screw, Hex, M06 X 1.0 X 12, Ss, 3-59, 3-61, 3-63, 3-77, 3-79, 3-81
Screw, Hex, M06 X 1.0 X 16, 2-37
Screw, Hex, M06 X 1.0 X 16, 8.8, 2-17, 2-85, 2-93, 3-23
Screw, Hex, M06 X 1.0 X 16, Fmg, 2-7
Screw, Hex, M06 X 1.0 X 16, Ss, 2-65, 2-67, 3-39, 3-41, 3-51, 3-53, 3-55, 3-69, 3-71, 3-73
Screw, Hex, M06 X 1.0 X 20, 8.8, 2-9, 2-27, 3-7, 3-9
Screw, Hex, M06 X 1.0 X 20, Fmg, 2-59
Screw, Hex, M06 X 1.0 X 20, Ss, 2-63, 2-71, 2-73, 2-77, 3-19, 3-27, 3-43, 3-45, 3-47, 3-63, 3-81
Screw, Hex, M06 X 1.0 X 25, 2-37
Screw, Hex, M06 X 1.0 X 25, 8.8, 2-23
Screw, Hex, M06 X 1.0 X 25, Ss, 2-13, 2-31, 3-103
Screw, Hex, M06 X 1.0 X 35, 8.8, 2-15
Screw, Hex, M06 X 1.0 X 35, Ss, 3-117
Screw, Hex, M06 X 1.0 X 40, Ss, 2-69, 2-89, 3-43, 3-57, 3-75
Screw, Hex, M06 X 1.0 X 50, 8.8, 3-7, 3-9
Screw, Hex, M06 X 1.0 X 20, 8.8, 2-7
Screw, Hex, M06 X 1.0 X 20, Fmg, 2-7
Screw, Hex, M06 X 1.0 X 20, Ss, 3-57, 3-75
Screw, Hex, M06 X 1.25 X 25, Ss, NI, 2-69
Screw, Hex, M06-1.0 X 12, Fmg, 2-23
Screw, Hex, M08 X 1.25 X 12, 8.8, 2-15
Screw, Hex, M08 X 1.25 X 16, 8.8, 2-15, 2-25, 2-31
Screw, Hex, M08 X 1.25 X 16, Ss, 2-21, 2-37, 2-39, 2-45, 2-57, 3-53, 3-55, 3-71, 3-73
Screw, Hex, M08 X 1.25 X 16, Ss, NI, 2-9, 2-37
Screw, Hex, M08 X 1.25 X 20, 8.8, 2-9, 2-15, 2-17, 2-25, 2-83, 2-89, 3-21, 3-29
Screw, Hex, M08 X 1.25 X 20, Ss, 2-11, 2-39, 2-45, 3-37, 3-117, 3-119, 3-121
Screw, Hex, M08 X 1.25 X 20, Ss, NI, 2-33, 2-39, 2-43, 2-45, 2-65, 2-67, 3-39, 3-41, 3-105
Screw, Hex, M08 X 1.25 X 25, 8.8, 3-3, 3-5, 3-19, 3-27
Screw, Hex, M08 X 1.25 X 25, Ss, 2-11, 2-37, 2-61, 2-75, 2-77, 3-35, 3-49, 3-67, 3-103, 3-109, 3-111
Screw, Hex, M08 X 1.25 X 25, Ss, NI, 2-71, 2-73, 3-43, 3-45, 3-47
Screw, Hex, M08 X 1.25 X 30, 8.8, 2-15
Screw, Hex, M08 X 1.25 X 30, Ss, 2-33, 2-43
Screw, Hex, M08 X 1.25 X 35, 8.8, 2-27
Screw, Hex, M08 X 1.25 X 35, Ss, 2-71, 2-73, 3-45, 3-47, 3-97, 3-117
Screw, Hex, M08 X 1.25 X 40, 8.8, 2-17, 3-23
Screw, Hex, M08 X 1.25 X 40, Ss, 2-27
Screw, Hex, M08 X 1.25 X 45, Ss, 2-69, 3-43, 3-57, 3-75
Screw, Hex, M08 X 1.25 X 60, Ss, 3-43, 3-75
Screw, Hex, M08 X 1.25 X 70, Ss, 2-79, 2-81, 3-109, 3-111, 3-113, 3-115
Screw, Hex, M08 X 1.25 X 100, Ss, 2-79, 2-81, 3-113, 3-115
Screw, Hex, M08 X 1.25 X 130 Ss, 3-109, 3-111
Screw, Hex, M08 X 1.25 X 16, 8.8, 2-7
Screw, Hex, M08 X 1.25 X 160, 8.8, 2-59
Screw, Hex, M08 X 1.25 X 20, 8.8, 2-7
Screw, Hex, M08 X 1.25 X 20, Ss, 2-7, 3-67
Screw, Hex, M08 X 1.25 X 25, Ss, 3-37, 3-67
Screw, Hex, M08 X 1.25X20, 3-123
Screw, Hex, M08-1.25 X 40, Ss, 2-15
Screw, Hex, M08x1.25 X12,Ss, 3-59, 3-61, 3-77, 3-79
Screw, Hex, M10 X 1.5 X 16, 8.8, 2-17
Screw, Hex, M10 X 1.5 X 20, 8.8, 3-11, 3-13, 3-14
Screw, Hex, M10 X 1.5 X 20, Ss, 3-51, 3-69
Screw, Hex, M10 X 1.5 X 25, 8.8, 3-19, 3-27
Screw, Hex, M10 X 1.5 X 25, Ss, 2-61, 3-11, 3-13, 3-16, 3-17, 3-23, 3-31, 3-35, 3-37, 3-67

- Screw, Hex, M10 X 1.5 X 30, Ss, 2-77, 3-51, 3-69
Screw, Hex, M10 X 1.5 X 35, 8.8, 2-23, 3-89, 3-91, 3-93, 3-95
Screw, Hex, M10 X 1.5 X 35, Ss, 2-33, 2-39, 2-43, 2-45
Screw, Hex, M10 X 1.5 X 40, 8.8, 2-15
Screw, Hex, M10 X 1.5 X 60, 8.8, 2-23
Screw, Hex, M10 X 1.5 X 60, Ss, 2-75, 2-77
Screw, Hex, M10 X 1.5 X 30, Ss, 2-75
Screw, Hex, M12 X 1.75 X 40, 8.8, 3-37
Screw, Hex, M12 X 1.75 X 25, 8.8, 2-25
Screw, Hex, M12 X 1.75 X 30, Ss, 2-79, 2-81, 3-109, 3-111, 3-113, 3-115
Screw, Hex, M12 X 1.75 X 40, 8.8, 2-29
Screw, Hex, M12 X 1.75 X 50, Ss, 3-59, 3-61, 3-77, 3-79
Screw, Hex, M12 X 1.75 X 80, 8.8, 3-19, 3-27
Screw, Hex, M4 X 0.7 X 12, 8.8, 2-49
Screw, Hex, M4 X 0.70 X 50, Ss, 4-17
Screw, Hex, M5 X 0.8 X 16, Ss, 3-117
Screw, Hex, M5 X 0.8 X 16, 8.8, 2-95
Screw, Hex, M5 X 0.8 X 20, 8.8, 2-47
Screw, Hex, M5 X 0.80 X 12, 8.8, 2-53, 2-97, 3-83
Screw, Hex, M6 X 1.0 X 16, 8.8, 2-47, 2-49
Screw, Hex, M6 X 1.0 X 30, 8.8, 2-95
Screw, Hex, M6 X 1.0 X 12, Fmg, 3-89, 3-91, 3-93, 3-95
Screw, Hex, M6 X 1.00 X 12, Ss, 3-89, 3-91, 3-93, 3-95
Screw, Hex, M6 X 1.00 X 16, 8.8, 2-53
Screw, Hex, M6 X 1.00 X 20, 8.8, 2-57
Screw, Hex, M6 X 1.00 X 20, 9.8, Sems, 3-83
Screw, Hex, M6 X 1.00 X 25, Fmg, 2-23
Screw, Hex, M6X1.0X16, Ss, NI, 2-17
Screw, Hex, M6X1.0X20, Ss, 3-65
Screw, Hex, M8 X 1.25 X 16, Ss, NI, 3-55, 3-73
Screw, Hex, M8 X 1.25 X 20, 8.8, 2-49
Screw, Hex, M8 X 1.25 X 25, Ss, 2-49
Screw, Hex, M8 X 1.25 X 16, 8.8, 2-53, 3-83
Screw, Hex, M8 X 1.25 X 25, 9.8, Sems, 3-83
Screw, Hex, M8 X 1.25 X 25, Ss, NI, 2-61, 3-35
Screw, Hex, M8 X 1.25 X 30, 8.8, 3-83
Screw, Hex, M8 X 1.25 X 50, 8.8, 3-37, 3-67
Screw, Mtg, 4-13
Screw, Pan, .25-20 X 1.00, 2, 2-23
Screw, Pan, .31-18 X 0.75, G1, 2-21
Screw, Pan, #06-32X0.38, 1, 2-83
Screw, Pan, #10-14 X 0.75, F/Plstc, 2-41, 3-3, 3-7
Screw, Pan, #10-14 X 0.75, F/Plstc, 3-9
Screw, Pan, #10-14X0.75, F/Plstc, 3-107
Screw, Pan, M 4 X 0.7 X 6, 4.8, 2-87
Screw, Pan, M 5 X 0.8 X 6, 4.8, 2-87
Screw, Pan, M04 X 0.7 X 10, Ss, 2-11
Screw, Pan, M04 X 0.7 X 20, Ss, 3-97
Screw, Pan, M04 X 0.7 X 30, 4.8, 2-85
Screw, Pan, M04 X 0.7 X 35, Ss, 2-3, 3-51, 3-69, 3-117
Screw, Pan, M04 X 0.7 X 35, Ss, 2-5
Screw, Pan, M05 X 0.8 X 6, 4.8, 2-23
Screw, Pan, M05 X 0.8 X 25, Ss, 3-49, 3-67
Screw, Pan, M06 X 1.0 X 10, Ss, 3-51, 3-69
Screw, Pan, M06 X 1.0 X 35, Ss, 2-3
Screw, Pan, M06 X 1.0 X 35, Ss, 2-5
Screw, Pan, Phl, .31-18 X 1.00, G2, 2-21
Screw, Pan, Phl, .31-18 X 1.50, G2, 2-21
Screw, Pan, Phl, M5 X 0.80 X 16, Tcut,Ss, 4-17
Screw, Set, .31-18 X 0.50, Soc, 2-15
Screw, Set, Soc, .25-20 X 0.31, Al, 3-51, 3-69
Screw, Soc, M08 X 1.25 X 25, 12.9, 2-23, 2-69, 3-75
Screw, Soc, M08 X 1.25 X 60, 12.9, 2-25
Screw, Soc, M08 X 1.25 X 80, 12.9, 2-25
Screw, Soc, M12 X 1.75 X 45, 2-17
Seal, 2-35, 2-55, 4-6
Seal connector, 4-11
Seal kit, 4-11
Seal, Bulb, [Sd-168], 12.50l, 2-25
Seal, Bulb, [Sd-504], 15.52l, 2-25
Seal, Bulb, [Sd-504], 27.90l, 2-25
Seal, Bulb, [Sd-504], 48.70l, 2-9
Seal, Cup, Lower, 4-13
Seal, Cup, Upper, 4-13
Seal, Fan, 4-3, 4-5
Seal, O-Ring, 2-25
Seal, O-Ring, .139 X 2.98id, 2-25
Seal, Rbr, Clsd, 0.25th, 5.8d 03.3h, 1-1, 1-2, 2-57
Seal, Wire, 14/16ga [Wp / Mp280 Sealed], 4-18
Seat (Replaced by 9005082), 2-21
Seat Kit, Basic, Replmt, 2-21
Seat, Std [Milsco], 2-21
Seat, Suspension, 3-15
Seatbelt, 3-14
Sensor, Level, Liquid [Magnetic], 2-39, 2-45
Sensor, Pedal Position, 2-23
Sensor, Position, Pedal, 2-23
Shaft, 2-29
Shaft, Drive, Brush, 3-51, 3-69
Shaft, Output, 4-14
Shaft, Steering, 2-15
Shaft, Steering, Lower, 2-15
Shaft, Steering, Upper, Mach, .75d 24.1l, 2-15
Shaft, Threaded, 3-21, 3-29
Shell, 4-3, 4-5
Shoe, Plstc, Sqge, 14inch, 3-107
Shunt, 2 Hd Motor, Red [SCB 515] (For Heavy Duty Motor), 2-69
Shunt, 2 Std Motor, Blk [SCB 515] (For Standard Motor), 2-69
Shunt, 2Hd Mtrs, Scrub 515, Red, 3-57, 3-75
Shunt, 3 Std Mtrs, Scrub 515, Yellow, 3-43
Skirt Kit, Modif, Rear [Maxpro1000], 2-61
Skirt, Front, Scrub Head, 2-Brush, Ele, 1-1, 2-61
Skirt, Front, Scrub Head, 3-Brush, Ele, 1-1, 3-35
Skirt, Rbr, .12, 04.50w 40.73l, 10/ Hole, 2-61
Skirt, Rear, Scrub Head, 2-Brush, Ele, 1-1, 2-61
Skirt, Rear, Scrub Head, 3-Brush, Ele, 1-1, 3-35
Skirt, Side, Scrbr Head, Ele, 1-1
Skirt, Side, Scrub Head, 2-Brush, Ele, 2-61
Sleeve, 2-11, 2-27, 2-39, 2-45, 2-69, 2-71, 2-73, 2-77, 2-79, 2-81, 3-19, 3-27, 3-43, 3-45, 3-47, 3-57, 3-75, 3-109, 3-111, 3-113, 3-115
Sleeve, .335b X .62d X .52l, Sst, 3-45, 3-47
Sleeve, .38b X .75d X 1.5l, Bronze, 2-59
Sleeve, 0.32b 0.50d 0.3l, 2cham, Ss, 2-53
Sleeve, 0.62d 0.34b 1.19l Bnz, 3-109, 3-111
Sleeve, Nyl, #15 14.0l, 2-89, 2-91
Sleeve, P/M, 0.44b 0.75d 0.5l [430ss], 3-109, 3-111
Sleeve, P/M, 0.625d 0.335b 0.52l Ss, 2-71, 2-73
Sleeve, P/M, 0.625d 0.406b 0.38l 430ss, 3-21
Sleeve, P/M, 0.745d 0.438b 0.50l 430ss, 2-77
Sleeve, Support, Tilt, 2-15
Spacer, 2-23, 4-3, 4-5, 4-14, 4-15
Spacer, .41b .63d .13l, Ss 430pm, 2-75
Spacer, Battery, Lh, Iron Gray, 3-121, 3-123
Spacer, Battery, Rear, Iron Gray, 3-121, 3-123
Spacer, Battery, Rh, Iron Gray, 3-121, 3-123
Spacer, Flanged, 3-21, 3-29
Spacer, Latch, Filter, 2-39, 2-45
Spacer, Plate, 3-37, 3-49, 3-67
Spacer, Rnd, .38B .88D .63L, 2-21
Spacer, Rod-End, 3-49, 3-67
Spacer, Washer, 2-63, 3-37, 3-49, 3-67
Spring, 3-7, 3-9, 4-5, 4-7, 4-13
Spring, Bearing, 4-7
Spring, brush, 4-6, 4-8, 4-9
Spring, Cmpr, 0.36od .04wir 2.5l, 2-11
Spring, Cmpr, 1.5 Od .75id X 2.5l, 2-59
Spring, Cmpr, .87od .042wir 2.0l, 2-79, 2-81, 3-109, 3-111, 3-113, 3-115
Spring, Compression, 3-101
Spring, Cover, 2-33, 2-43
Spring, Die, 1.00od 0.50id 1.25l, 3-19, 3-27
Spring, Die, 1.00od 0.50id 2.00l, 2-75
Spring, Extn, 0.75od X 0.09wir, 2.5l, 2-71, 2-73, 3-45, 3-47, 3-59, 3-61, 3-77, 3-79
Spring, Extn, 1.00od X 0.11wir, 5.5l, 2-27
Spring, Extn, 1.10od X 0.15wir, 3.2l, 3-19, 3-27
Spring, Extn, 1.69od X 0.20wir, 9.5l, 2-77, 3-109, 3-111
Spring, load, 4-3
Spring, Motor, Iron Gray, 3-51, 3-69
Spring, Tors, 0.75id .06wir 02.8coil, 2-27

CROSS REFERENCE

Spring, Torsion, 2-15
Spring, Wir, 0.16d, Brush Retaining, 2-3, 2-5
Sprocket Wldt, #40, 96tooth, 7.00 B, 2-25
Sprocket, #40 24-Tooth, 2-17
Sprocket, #40, 10tooth, 0.750b, 2-15
Sprocket, #40, 10tooth, 0.787b, 2-15
Sprocket, Timing, 23tooth, 0.625b, 3-51, 3-69
Sprocket, Timing, 4.261pd, 68 Grv, Pl, 3-51, 3-69
Squeegee Assy Kit, Rear, Ci [Mp1000], 2-81, 3-115
Squeegee Assy Kit, Rear, Ci [Mp1200], 3-111
Squeegee, Side, 1-1, 1-2, 2-71, 2-73, 3-45, 3-47, 3-59, 3-61, 3-77, 3-79
Stand-Off, 1.25, Metal, 3-23
Stand-Off, 1.25, Plstc, 3-23
Stationary Fan, 4-5
Steer-Control, Hyd, 4-15
Steer-Control, Hyd (Replaced by 387653), 2-17
Steer-Control, Hyd (See Breakdowns), 2-17
Stop Wldt (Replaced by 398454), 3-117
Stop Wldt, Iron Gray, 3-117
Strainer, Pump, Es, 2-39
Strainer, Soltn, Switch Guard (Repl By 1019285), 2-39, 2-45
Strainer, Tank, Solution, 2-33
Strap, 2-35, 2-55
Strip, Nonslip, 2-79, 2-81, 3-109, 3-111, 3-113, 3-115
Strip, Retainer, 3-101
Strip, Stil, 0.05th X 00.75w, 07.80l, 2-23
Stud, .31-18 2.75l M8 X 1.25, Ss, 2-79, 2-81, 3-109, 3-111, 3-113, 3-115
Stud, Adj, 3-101
Stud, Ball, .39d .31-16, Gasspring, 2-69, 3-43, 3-57, 3-75
Support Wldt, 2-77
Support Wldt, Iron Gray, 2-77
Switch, 2-13
Switch assy, 4-11
Switch Kit, Press, W/34inch Tube, Replmt, 2-43
Switch, Limit, No, 3-117
Switch, No (Replaced by 398454), 3-117
Switch, Press, 25 Psi, Pm02, 3-83
Switch, Rocker, 2-13, 3-3, 3-5, 3-105
Switch, Rocker, 36vdc 05a Progressive, 2-95
Switch, Rocker, Prgsv, 2-97, 3-85
Switch, Rocker, Spst, Mom, 4-17
Switch, Safety, Shutoff, 2-13
Switch, Seat, 2-21
Switch, Seat, No [Delta 6440-04], 2-21
Switch, Start, 2-13
Switch, Vacuum, Dual Level, 2-57

T

Taillight, 12vdc, 3.6 X 1.9, Rework 87277, 2-7
Tank Kit, Recvy, W/ Label, Replmt [7300], 2-39, 2-45

Tank Kit, Recvy, W/ Label, Teal, Replmt, 2-45
Tank Kit, Soltn, W/ Label, Replmt [7300], 2-33, 2-43
Tank Kit, Soltn, W/ Label, Teal, Replmt, 2-33, 2-43
Tank, Detergent, 3-97
Tape, Foam, 2-93
Terminal, 4-8, 4-9, 4-10
Terminal female, 4-11
Terminal, [Metripk630], Fem 10, 4-7
Terminal, Fem, Mp280, Sealed, 18-16ga, 4-18
Terminal, Female, 4-3, 4-5
Tie, Cable, Nyl, 07.3l .19w 1.8 Max D, 2-21, 2-37, 2-65, 2-67, 3-3, 3-7, 3-23, 3-31, 3-39, 3-41, 3-105
Tie, Cable, Nyl, 11.4l .19w 3.0 Max D, 2-61, 3-35
Tie, Cable, Nyl, 14.5l .30w 4.0 Max D, 2-65, 2-67, 3-5, 3-39, 3-41
Tie, Cable, Nyl, 28.5l .50w 8.0 Max D, 2-89, 2-91
Timer, 9-41vdc, Recycling, 2-95
Tire Assy, 16 X 5 X 12.12, 1-1
Tire Assy, Non-Skid, 16X5X12.12 (Option), 2-29
Tire Assy, Solid, 16.2X6.0 5.7Bc/5 Bolt, 2-25
Tire Assy, Solid, 16.2x6.0 5.7bc/5bolt, 1-1
Tire, Drive, Scrbr, Non-Skid, 16.0X6.0 (Option), 2-25
Tire, Drive, Scrbr, Pu, Grey, 16.0X6.0 (Polyurethane Option), 2-25
Tire, Idler, Scrbr, Blk, 16.0X5.0, 2-29
Tire, Idler, Scrbr, Pu, Grey, 16.0X5.0 (Polyurethane Option), 2-29
Tire, Solid, 16.2X6.0X11.2, 2-25
Tray Wldt, Power Wand, 3-105
Tray Wldt, Power Wand, Iron Gray, 3-105
Tray, Debris, 40.0l, 3-63
Tray, Debris, 40L, W/Holes, 3-65
Tray, Debris, 48.0l, 3-81
Tread, Floor, 12.5 X 5.75, 3-37, 3-67
Tread, Non Skid, 2.2w 11.5l, 2-23
Tread, Non-Skid, 2-23
Tread, Non-Skid, 02.2 11.5, 2-23
Tread, Non-Skid, 06.0w X 15.5l, 2-23
Tread, Step, 3-37
Tube Assy, 2 Inch, 2-39
Tube Assy, Spray Bar 40" [7300/8300], 3-55
Tube Wldt, 3-63, 3-81
Tube Wldt, Guard, Oprtr, Lh, 3-13
Tube Wldt, Guard, Oprtr, Rh, 3-13
Tube Wldt, Upper, Iron Gray, 3-63, 3-81
Tube Wldt, Vacuum, Scrbr Head, Iron Gray, 3-63, 3-81
Tube, 0.34id 0.62od 00.2l, Stil, 3-83
Tube, 0.69id 1.25Od 00.4L, Blk, Rod-End, 3-67
Tube, 0.69id 1.25od 00.4l, Rod-End, Gray, 2-63, 3-37, 3-49
Tube, Guard, Oprtr, Pnt, Lh, 3-11
Tube, Guard, Oprtr, Pnt, Rh, 3-11
Tube, Pvc, Shc80, Clear, 4.0l, 2-51
Tube, Wand, Vacuum, Metal, 3-107

V

Vacuum Fan, 4-5
Valve Kit, Pump, 4-12
Valve, Ball, Drain, 1.50ID, Ss, Rwk, 3-89, 3-91, 3-93, 3-95
Valve, Check, 2 Gpm 0.5psi Bm04/Bm04, 2-49
Valve, Check, 2 Gpm 3" 06bm/08bm, 2-47
Valve, Check, 0002psi [Fast li+], 4-19
Valve, Check, 0005psi [Fast li+], 4-19
Valve, Check, 0005psi Bm06/Bm08, 2-53
Valve, Check, 0030psi Pm04/Pf04, 3-83
Valve, Flow Control, Hose Adapter, 2-41
Valve, Solenoid, 0.25" Orifice, 24vdc, 4-17
Valve, Solenoid, 36vdc, 2-37
Valve, Vent, Air, Float Type, 3-83
Valve, Water, 2-31, 2-65, 2-67, 3-39, 3-41, 3-53, 3-55, 3-71, 3-73, 3-101
Valve, Water, 36vdc, 6.0mm, 04pf, 2-47
Valve, Water, Solenoid, 36vdc 6.0mm Pf04, 2-53
Video, operator, (7300) DVD, 3-124
Video, operator, (7300) PAL, 3-124

W

Wand, 3-101
Wand, Clean-Out, 2-41
Washer, 2-21, 2-75, 4-3, 4-13
Washer, 0.25b 1.12d .12, Ss, 3-51, 3-69
Washer, .625 B, 2.50 Od, .211 T, Ss, 3-19, 3-27
Washer, 0.31b 0.88d .12, Rbr, 2-33, 2-43
Washer, 0.40B 1.12D .12, Stil, Pl, 2-57, 3-49, 3-67
Washer, 0.53b 1.88d .12, Stil, Pl, 2-79, 2-81, 3-109, 3-111, 3-113, 3-115
Washer, 0.60b 1.31d .10, Ss, 2-75
Washer, 0.81b 1.24d .03, Stil, Pl, 3-21, 3-29
Washer, Belleville, .31, 2-61, 3-35
Washer, Belleville, .38, 2-25
Washer, Finish, M06, Pl, 2-13
Washer, fl neo, 10.8x22x1.5, 4-3
Washer, Flat, 2-77
Washer, Flat, .25 Sae, 3-23
Washer, Flat, .31 Fender, 2-15
Washer, Flat, .31 Sae, 3-23
Washer, Flat, .31 Ss, 3-23, 3-31
Washer, Flat, .38 Ss, 3-19, 3-23, 3-31
Washer, Flat, .38 Std, 2-77, 3-27
Washer, Flat, #06, 2-49
Washer, Flat, #10, 2-47
Washer, Flat, #10 Ss, 2-87, 3-117
Washer, Flat, 0.25 Sae, 2-87, 3-63, 3-81
Washer, Flat, 0.25 Ss, 2-91, 3-65
Washer, Flat, 0.25 Std, 2-47, 2-49, 2-87, 2-91
Washer, Flat, 0.25, Sae, 2-57
Washer, Flat, 0.25, Std, 3-83
Washer, Flat, 0.27b 0.69d .05, Ss, 3-109, 3-111
Washer, Flat, 0.31 Sae, 2-87, 3-117
Washer, Flat, 0.31 Ss, 3-117
Washer, Flat, 0.31 Std, 2-49, 2-87
Washer, Flat, 0.31, Std, 2-53, 3-37, 3-67

Washer, Flat, 0.32b 1.00d .12, Ss, 2-61, 3-35
 Washer, Flat, 0.34b 0.75d 0.12, Viton, 2-47
 Washer, Flat, 0.34b 0.69d .06, Nyl, 3-85
 Washer, Flat, 0.38 Std, 3-21, 3-55, 3-73
 Washer, Flat, 0.40b 1.12d .12, Stil, Pl, 2-59
 Washer, Flat, 08, Ss, 4-17
 Washer, Flat, 1.00 Sae Hard, 2-29
 Washer, Flat, 1.50 Std Hard, 2-89, 2-91
 Washer, Flat, 10, 2-97
 Washer, Flat, 10, Ss, 2-53, 3-83
 Washer, Flat, M12, 13x24x2.5ss, 3-59, 3-61, 3-77, 3-79
 Washer, Flt, .25 Sae, 2-9, 2-13, 2-17, 2-85, 2-89, 2-93, 3-7, 3-9
 Washer, Flt, .25 Ss, 2-3, 2-5, 2-7, 2-11, 2-31, 2-37, 2-59, 2-69, 2-71, 2-73, 2-77, 2-79, 2-81, 2-89, 3-19, 3-27, 3-43, 3-45, 3-47, 3-51, 3-53, 3-55, 3-57, 3-59, 3-61, 3-63, 3-69, 3-71, 3-73, 3-75, 3-77, 3-79, 3-81, 3-89, 3-91, 3-93, 3-95, 3-103, 3-113, 3-115
 Washer, Flt, .25 Std, 2-23, 2-27, 2-65, 2-67, 2-85, 2-89, 3-39, 3-41
 Washer, Flt, .31, 3-105
 Washer, Flt, .31 Sae, 2-17, 2-27, 2-85, 3-3, 3-5
 Washer, Flt, .31 Ss, 2-7, 2-11, 2-21, 2-27, 2-33, 2-37, 2-39, 2-43, 2-45, 2-59, 2-61, 2-65, 2-67, 2-69, 2-71, 2-73, 2-77, 2-79, 2-81, 3-19, 3-27, 3-35, 3-37, 3-39, 3-41, 3-43, 3-45, 3-47, 3-53, 3-55, 3-57, 3-71, 3-73, 3-75, 3-97, 3-103, 3-109, 3-111, 3-113, 3-115, 3-117, 3-121, 3-123
 Washer, Flt, .31 Std, 2-7, 2-9, 2-15, 2-17, 2-25, 2-31, 2-83, 3-15, 3-19, 3-21, 3-27, 3-29, 3-37
 Washer, Flt, .38 Sae, 2-23, 3-21, 3-29
 Washer, Flt, .38 Ss, 2-33, 2-39, 2-43, 2-45, 2-61, 2-63, 2-69, 2-71, 2-73, 2-75, 2-77, 3-11, 3-13, 3-16, 3-17, 3-35, 3-37, 3-43, 3-45, 3-47, 3-49, 3-51, 3-57, 3-59, 3-61, 3-67, 3-69, 3-75, 3-77, 3-79
 Washer, Flt, .38 Std, 3-11, 3-13, 3-89, 3-91, 3-93, 3-95
 Washer, Flt, .50 Sae, 2-17, 2-23, 2-29, 3-7, 3-9, 3-19, 3-27, 3-37
 Washer, Flt, .50 Ss, 2-59, 2-79, 2-81, 3-109, 3-111, 3-113, 3-115
 Washer, Flt, .50 Std, 2-15, 2-59, 3-14, 3-21, 3-29, 3-43, 3-49, 3-67
 Washer, Flt, .75 Sae, 2-7
 Washer, Flt, #06, 3-105, 3-107
 Washer, Flt, #08 Ss, 2-3, 2-5, 3-97
 Washer, Flt, #10, 2-13, 2-17, 2-85, 2-87, 2-89, 2-91, 3-3, 3-7, 3-9, 3-23
 Washer, Flt, #10 Ss, 2-23, 2-31, 2-35, 2-39, 2-55, 2-59, 2-83, 2-85
 Washer, Flt, 0.38B 0.88D .08, Ss, 2-45
 Washer, Lock, Int, .25, 2-85, 2-87, 2-89
 Washer, Lock, Int, .31, 2-17, 2-49, 2-85, 2-87, 2-89, 2-91, 3-23
 Washer, Lock, Int, .38, 2-89, 2-91
 Washer, Lock, Int, #06, Ss, 3-23
 Washer, Lock, Int, #08, Ss, 2-87
 Washer, Lock, Int, #10, 2-7, 2-23, 2-85, 2-87, 3-7, 3-9, 3-23
 Washer, Lock, Int, #10, Ss, 2-17, 2-87, 2-89, 2-91
 Washer, Neo., 4-5
 Washer, Poly, 3-89, 3-91, 3-93, 3-95
 Washer, Rbr, .12 0.66B 1.00D, 2-37
 Washer, Rbr, .68idx1.00d, 2-41
 Washer, Thrust, 0.61b 1.25d .06, Fgl, 2-71, 2-73, 2-77, 3-45, 3-47, 3-59, 3-61, 3-77, 3-79
 Washer, Thrust, 0.75b 1.25d 0.06w, 3-109, 3-111
 Wheel, 3-101
 Wheel, 3.0d 1.38w 0.50b, 1-1, 1-2, 2-75
 Wheel, 4.0d 0.89w 0.64b, 3-109, 3-111
 Wheel, 4.0d 0.98w 0.78b, 2-7
 Wheel, Steering, 14.0d, Taper Bore, 2-15, 2-17
 Wire Assy, 02ga 27.0l Blk .34h /.34h, 2-89, 2-91
 Wire Assy, 02ga, 10.0l, Blk, 2-91
 Wire Assy, Jumper Reverse, [515], 3-51, 3-69
 Wire, 04ga 09.0l Blk .34ring /.28ring, 2-89
 Wire, 04ga 32.0l Blk .31ring /.31ring, 2-89
 Wire, 06ga 11.0l Blk .34ring /.28ring, 2-89
 Wire, 06Ga 09.0L Blk .34 Ring/.34 Ring, 2-91

