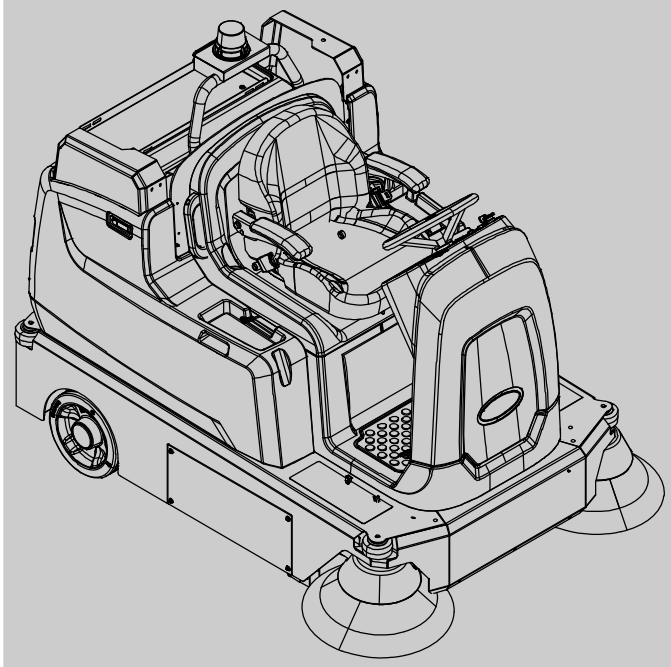





# S16

(Battery)



## Rider Sweeper Parts Manual



**TennantTrue® Parts**  
**IRIS® a Tennant Technology**

### Europe

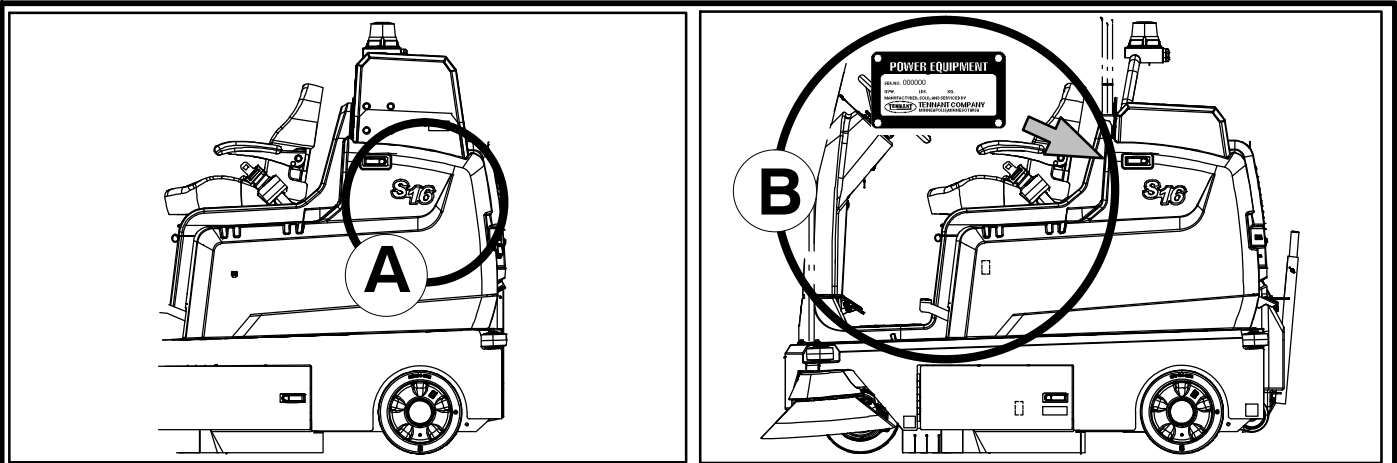


For latest Parts manual or other  
Operator language manual, visit:

[www.tennantco.com/manuals](http://www.tennantco.com/manuals)

**9045356**  
**Rev. 00 (11-2020)**





Ref	Part No.	Serial Number	Description	Qty.
1	82681	(000000- )	Bracket Wldt, Lpg Mount	1
2	63810	(000000- )	Latch Assy, Lpg Tank Mtg, W/Nut	4
3	51839	(000000- )	Nut Adjustable, Lpg Tank Mtg	2
4	49263	(000000- )	Tie, Cable	3
5	82556	(000000-001039)	Bracket, Vaporizer	1
(D)	54930	(000000- )	Vaporizer, LPG	1

**HOW TO ORDER PARTS – See diagram above**

Only use TENNANT Company supplied or equivalent parts. Parts and supplies may be ordered online, by phone, by fax or by mail.

Follow the steps below to ensure prompt delivery.

1. **(A)** Identify the machine model.
2. **(B)** Identify the machine serial number from the data plate.
3. **(C)** Ensure the proper serial number is used from the parts list.
4. Identify the part number and quantity. Do not order by page or reference numbers.
5. Provide your name, company name, customer ID number, billing and shipping address, phone number and purchase order number.
6. Provide detail shipping instructions.

**(D)** ▽ – identifies an assembly  
 ▲ – identifies parts included in assembly

**Please fill out at time of installation for future reference.**

Model No. – \_\_\_\_\_

Serial No. – \_\_\_\_\_

Machine Options – \_\_\_\_\_

Sales Rep. – \_\_\_\_\_

Sales Rep. phone no. – \_\_\_\_\_

Customer ID Number – \_\_\_\_\_

Installation Date – \_\_\_\_\_

**Tennant N.V.**  
 Industrielaan 6 5405 AB  
 P.O. Box 6 5400 AA Uden–The Netherlands  
 europe@tennantco.com  
 www.tennantco.com

Specifications and parts are subject to change without notice.  
 Copyright © 2020 TENNANT Company, Printed in U.S.A.

<b>BG</b>	<p><b>КАК ДА ПОРЪЧВАМЕ ЧАСТИ - Вижте схемата по-горе</b></p> <p>Използвайте само части, доставени от TENNANT или техни еквиваленти. Частите и доставките могат да се поръчат онлайн, по телефон, факс или по пощата.</p> <p>Следвайте долупосочените стъпки, за да си осигурите бърза и точна доставка.</p> <ol style="list-style-type: none"> <li><b>(A)</b> Посочете модела на машината.</li> <li><b>(B)</b> Посочете серийния номер на машината от табелката с техническите данни.</li> <li><b>(C)</b> Уверете се, че сте използвали точния серийен номер от списъка с части.</li> <li>Посочва номера на частта и количеството. Не поръчвайте части според страницата или референтните номера.</li> <li>Посочете своето име, наименованието на фирмата, клиентския номер, адреса за получаване на сметката и доставката, тел.номер и номера на поръчката.</li> <li>Посочете подробни инструкции за доставката.</li> </ol> <hr/> <p><b>(D)</b>    ▽ – посочва начин на монтаж            ▲ – посочва частите, включени в монтажа</p>	<p><b>Моля, попълнете по време на монтажа за бъдеща справка.</b></p> <p>Модел Э – _____</p> <p>Серийен Э – _____</p> <p>Опции на машината – _____</p> <p>Търговски представител – _____</p> <p>Тел. Э на търг. представител – _____</p> <p>Клиентски Э – _____</p> <p>Дата на монтаж – _____</p>
-----------	--	--

<b>CN</b>	<p><b>如何订购部件 – 参见下表</b></p> <p>仅使用 TENNANT 公司提供的或同等部件。部件和供应可以在线订购，通过电话、传真或邮件订购。</p> <p>请遵循下面的步骤确保及时交付。</p> <ol style="list-style-type: none"> <li><b>(A)</b> 确定机器型号。</li> <li><b>(B)</b> 从数据标签确定机器序列号。</li> <li><b>(C)</b> 确保使用部件列表中的正确序列号。</li> <li>确定部件号和数量。 不要按页面或参考编号订购。</li> <li>提供您的姓名、公司名称、客户 ID 号、付帐和送货地址、电话号码和采购单编号。</li> <li>提供详细的送货说明。</li> </ol> <hr/> <p><b>(D)</b>    ▽ – 确定组件            ▲ – 确定组件中包含的组件</p>	<p><b>请在安装时填写供未来参考。</b></p> <p>型号 – _____</p> <p>序列号 – _____</p> <p>机器选项 – _____</p> <p>销售代表 – _____</p> <p>销售代表电话号码 – _____</p> <p>客户 ID 编号 – _____</p> <p>安装日期 – _____</p>
-----------	--	--

<b>CZ</b>	<p><b>OBJEDNÁVÁNÍ DÍLŮ - Viz schéma výše.</b></p> <p>Používejte pouze díly dodané společností TENNANT Company nebo jim odpovídající. Díly a materiál lze objednat online, telefonem, faxem nebo poštou.</p> <p>Aby bylo zajištěno rychlé dodání, postupujte podle kroků uvedených níže.</p> <ol style="list-style-type: none"> <li><b>(A)</b> Zjistěte model stroje.</li> <li><b>(B)</b> Zjistěte sériové číslo stroje z výrobního štítku.</li> <li><b>(C)</b> Použijte správné sériové číslo ze seznamu dílů.</li> <li>Určete číslo a množství dílů. Neobjednávejte podle stran nebo referenčních čísel.</li> <li>Uveďte jméno, název společnosti, číslo ID zákazníka, fakturační a dodací adresu, telefonní číslo a číslo objednávky.</li> <li>Uveďte podrobné pokyny pro dodání.</li> </ol> <hr/> <p><b>(D)</b>    ▽ – označuje sestavu            ▲ – označuje díly v sestavě</p>	<p><b>Vypíšte během sestavování pro budoucí potřebu.</b></p> <p>Číslo modelu – _____</p> <p>Sériové číslo – _____</p> <p>Doplňky zařízení – _____</p> <p>Obchodní zástupce – _____</p> <p>Tel. č. obchodního zástupce – _____</p> <p>Číslo ID zákazníka – _____</p> <p>Datum instalace – _____</p>
-----------	---	--

<b>DE</b>	<p><b>BESTELLEN VON ERSATZTEILEN – Siehe oben stehendes Diagramm.</b></p> <p>Verwenden Sie nur von TENNANT gelieferte oder gleichwertige Ersatzteile. Ersatz- und Verschleißteile können online, telefonisch, per Fax oder per E-Mail bestellt werden.</p> <p>Befolgen Sie für eine umgehende Lieferung die folgenden Schritte.</p> <ol style="list-style-type: none"> <li><b>(A)</b> Geben Sie das Modell der Maschine an.</li> <li><b>(B)</b> Geben Sie die Seriennummer der Maschine an (auf dem Datenaufkleber).</li> <li><b>(C)</b> Achten Sie darauf, dass die richtigen Seriennummer aus der Ersatzteilliste verwendet wird.</li> <li>Geben Sie die Ersatzteilnummer und die Menge an. Bestellen Sie nicht nach Seitenzahl oder Referenznummern.</li> <li>Geben Sie Ihren Namen, den Firmennamen, die Kundennummer, die Rechnungs- und Lieferadresse, die Telefonnummer und die Einkaufsauftragsnummer an.</li> <li>Erteilen Sie genaue Versandanweisungen.</li> </ol> <hr/> <p><b>(D)</b>    ▽ – steht für eine Einheit            ▲ – steht für Einzelteile einer Einheit</p>	<p><b>Bitte bei der Inbetriebnahme als Referenzangabe ausfüllen.</b></p> <p>Modellnr. – _____</p> <p>Seriennr. – _____</p> <p>Maschinenoptionen – _____</p> <p>Verkäufer – _____</p> <p>Telefonnummer des Verkäufers – _____</p> <p>Kundennummer – _____</p> <p>Installationsdatum – _____</p>
-----------	--	--

<b>DK</b>	<p><b>BESTILLING AF RESERVEDELE – Se ovenstående tabel.</b></p> <p>Brug kun reservedele, der er fremstillet af TENNANT, eller dele af tilsvarende kvalitet. Reservedele og tilbehør kan bestilles online, pr. telefon, pr. fax eller pr. brev.</p> <p>Følg nedenstående trin for at sikre hurtig levering.</p> <ol style="list-style-type: none"> <li><b>(A)</b> Identificér maskinmodellen.</li> <li><b>(B)</b> Identificér maskinens serienummer på datamærkatet.</li> <li><b>(C)</b> Kontrollér, at det rigtige serienummer bruges i reservedelslisten.</li> <li>Identificér reservedelsnummeret og antallet. Bestil ikke efter side- eller referencenumre.</li> <li>Angiv dit navn, firmanavn, kunde-id-nummer, faktureringsadresse og leveringsadresse, telefonnummer og indkøbsordrenummer.</li> <li>Angiv detaljerede instruktioner til forsendelse.</li> </ol> <hr/> <p><b>(D)</b> ▽ – identificer en enhed ▲ – identificer reservedele i en enhed</p>	<p><b>Udfyld venligst på installationstidspunktet til fremtidig brug.</b></p> <p>Modelnr. – _____</p> <p>Serienr. – _____</p> <p>Maskineks-traudstyr – _____</p> <p>Salgskonsulent. – _____</p> <p>Salgskonsulentens tlf. – _____</p> <p>Kunde-id-nr. – _____</p> <p>Installationsdato – _____</p>
-----------	--	--

<b>EE</b>	<p><b>KUIDAS VARUOSI TELLIDA – vaadake alltoodud joonist</b></p> <p>Kasutage ainult TENNANT Company poolt tarnitud või samaväärseid varuosid. Varuosi ja tarvikuid saab tellida Interneti, telefoni, faksi või posti teel.</p> <p>Kiire kohaletoimetamise tagamiseks järgige alltoodud juhiseid.</p> <ol style="list-style-type: none"> <li><b>(A)</b> Märkige masina mudel.</li> <li><b>(B)</b> Märkige andmesildil olev masina seerianumber.</li> <li><b>(C)</b> Veenduge, et olete valinud varuosade loendist õige seerianumbri.</li> <li>Märkige varuosa number ja kogus. Ärge tellige lehekülje- või viitenumbri alusel.</li> <li>Märkige oma nimi, ettevõtte nimi, kliendinumbr ja arveldus- ja saatmisadress, telefoninumber ja ostutellimuse number.</li> <li>Lisage täpsed saatmisjuhised.</li> </ol> <hr/> <p><b>(D)</b> ▽ – tähistab komplekti ▲ – tähistab komplektis olevaid osi</p>	<p><b>Palun täitke paigaldamise ajal edaspidiseks viitamiseks.</b></p> <p>Mudelil number – _____</p> <p>Seerianumber – _____</p> <p>Masina lisavarustus – _____</p> <p>Müügiesindus – _____</p> <p>Müügiesinduse telefoninumber – _____</p> <p>Kliendinumber – _____</p> <p>Paigaldamise kuupäev – _____</p>
-----------	---	--

<b>ES</b>	<p><b>CÓMO SOLICITAR PIEZAS – Consulte el diagrama anterior.</b></p> <p>Utilice sólo las piezas suministradas por TENNANT Company o piezas equivalentes. Puede solicitar las piezas a través de internet, por teléfono, por fax o por correo.</p> <p>Siga los siguientes pasos para que la entrega sea rápida.</p> <ol style="list-style-type: none"> <li><b>(A)</b> Indique el modelo de máquina.</li> <li><b>(B)</b> Indique el número de serie de la etiqueta de datos.</li> <li><b>(C)</b> Asegúrese de que indica el número de serie correcto de la lista de piezas.</li> <li>Indique la cantidad y el número de la pieza. No realice el pedido indicando el número de página o el de referencia.</li> <li>Incluya su nombre, el nombre de la empresa, el ID de cliente, las direcciones de envío y facturación, el número de teléfono y el número del pedido de compra.</li> <li>Facilite instrucciones de envío.</li> </ol> <hr/> <p><b>(D)</b> ▽ – identifica un conjunto ▲ – identifica piezas de un conjunto</p>	<p><b>Rellene estos datos cuando realice la instalación para utilizarlos como referencia en el futuro.</b></p> <p>Nº modelo – _____</p> <p>Nº serie – _____</p> <p>Opciones de la máquina – _____</p> <p>Vendedor – _____</p> <p>Nº teléfono vendedor – _____</p> <p>Nº cliente – _____</p> <p>Fecha de instalación – _____</p>
-----------	--	---

<b>FI</b>	<p><b>KUINKA VARAOSIA TILATAAN – katso kuvaa yllä.</b></p> <p>Käytä ainoastaan TENNANTIN toimittamia tai niitä vastaavia varaosia. Voit tilata varaosia ja tarvikkeita internetistä, puhelimitse, faksilla tai sähköpostilla.</p> <p>Noudata seuraavia ohjeita täsmällisen toimituksen varmistamiseksi.</p> <ol style="list-style-type: none"> <li><b>(A)</b> Katso koneen malli.</li> <li><b>(B)</b> Katso koneen sarjanumero sen tunnustarrasta.</li> <li><b>(C)</b> Varmista, että osaluettelosta, että käytät oikeaa sarjanumeroa.</li> <li>Katso osanumero ja kappalemäärä. Älä tilaa ilmoittamalla sivu- tai viitenumeroita.</li> <li>Ilmoita nimesi, yrityksesi nimi, asiakasnumero, laskutus- ja toimitusosoite, puhelinnumero ja ostotilauksen numero.</li> <li>Ilmoita yksityiskohtaiset toimitusosoitteet.</li> </ol> <hr/> <p><b>(D)</b> ▽ – tarkoittaa kokoonpanoa ▲ – tarkoittaa kokoonpanoon sisältyviä osia</p>	<p><b>Ole hyvä ja täytä ottaessasi koneen käyttöön myöhempiä tarpeita varten.</b></p> <p>Mallinnumero – _____</p> <p>Sarjanumero – _____</p> <p>Koneen lisävarusteet – _____</p> <p>Myyntiedustaja – _____</p> <p>Myyntiedustajan puhelinnumero – _____</p> <p>Asiakasnumero – _____</p> <p>Asennuspäivä – _____</p>
-----------	---	--

<b>FR</b>	<p><b>COMMENT COMMANDER DES PIÈCES DÉTACHÉES – Voir le schéma ci-dessus.</b></p> <p>Utilisez uniquement des pièces fournies par la société TENNANT ou équivalentes. Les pièces et fournitures peuvent être commandées en ligne, par téléphone, fax, ou par courrier.</p> <p>Suivez les étapes ci-dessous pour assurer une livraison rapide.</p> <ol style="list-style-type: none"> <li><b>(A)</b> Identifiez le modèle de la machine.</li> <li><b>(B)</b> Identifiez le numéro de série de la machine, à partir de l'étiquette signalétique.</li> <li><b>(C)</b> Assurez-vous que le numéro de série correct est utilisé à partir de la liste de pièces détachées.</li> <li>Identifiez le numéro de pièce et la quantité. Ne commandez pas par page ou numéros de référence.</li> <li>Fournissez votre nom, le nom de votre société, votre numéro d'identification de client, l'adresse de facturation et d'expédition, le numéro de téléphone et le numéro du bon de commande.</li> <li>Fournissez des instructions d'expédition détaillées.</li> </ol> <hr/> <p><b>(D)</b>    ▽ – identifie un assemblage               ▲ – identifie les pièces composant l'assemblage</p>	<p><b>A remplir au moment de l'installation à titre de référence.</b></p> <p>N° du modèle – _____</p> <p>N° de série – _____</p> <p>Options de la machine – _____</p> <p>Agent commercial – _____</p> <p>N° tél. de l'agent commercial – _____</p> <p>Numéro d'identification client – _____</p> <p>Date d'installation – _____</p>
-----------	---	---

<b>GR</b>	<p><b>ΤΡΟΠΟΣ ΠΑΡΑΓΓΕΛΙΑΣ ΑΝΤΑΛΛΑΚΤΙΚΩΝ - Βλ. παραπάνω διάγραμμα.</b></p> <p>Χρησιμοποιήστε μόνο ανταλλακτικά παρεχόμενα από την TENNANT Company ή ισοδύναμα. Τα ανταλλακτικά και αναλώσιμα μπορούν να παραγγελθούν online, τηλεφωνικά, με φαξ ή ταχυδρομικά.</p> <p>Ακολουθήστε τα παρακάτω βήματα για να εξασφαλίσετε την έγκαιρη αποστολή τους.</p> <ol style="list-style-type: none"> <li><b>(A)</b> Βρείτε το μοντέλο μηχανήματος.</li> <li><b>(B)</b> Βρείτε τον αριθμό σειράς του μηχανήματος από την ετικέτα στοιχείων.</li> <li><b>(C)</b> Βεβαιωθείτε ότι χρησιμοποιείται ο σωστός αριθμός σειράς από τον κατάλογο ανταλλακτικών.</li> <li>Βρείτε κωδικό ανταλλακτικού και ποσότητα. Μην παραγγέλνετε βάσει σελίδας ή αριθμών αναφοράς.</li> <li>Δώστε το όνομα σας, όνομα εταιρείας, ID (κωδικό) πελάτη, διεύθυνση τιμολόγησης και αποστολής, αριθμό τηλεφώνου και αριθμό εντολής προμήθειας.</li> <li>Δώστε λεπτομερείς πληροφορίες αποστολής.</li> </ol> <hr/> <p><b>(D)</b>    ▽ – υποδηλώνει υποσύστημα               ▲ – υποδηλώνει τα μέρη που περιλαμβάνονται στο υποσύστημα</p>	<p><b>Παρακαλούμε συμπληρώστε κατά την ώρα της εγκατάστασης για μελλοντική αναφορά.</b></p> <p>Αρ. Μοντέλου – _____</p> <p>Αρ. σειράς – _____</p> <p>Επιλογές Μηχανήματος – _____</p> <p>Εκπ. πωλήσεων – _____</p> <p>Τηλ. εκπροσώπου πωλήσεων – _____</p> <p>Αριθμός πελάτη – _____</p> <p>Ημερομηνία εγκατάστασης – _____</p>
-----------	---	---

<b>HU</b>	<p><b>HOGYAN RENDELJÜNK ALKATRÉSZEKET - Lásd: fenti diagramm.</b></p> <p>Kizárólag TENNANT vagy azzal egyenértékű cserealkatrészeket használjon. Az alkatrészeket és anyagokat meg lehet rendelni az Interneten keresztül, vagy telefonon, faxon és e-mailben.</p> <p>A pontos szállítás érdekében kövesse az alábbi lépéseket.</p> <ol style="list-style-type: none"> <li><b>(A)</b> Adja meg a gép típusát.</li> <li><b>(B)</b> Az adatcíme alapján adja meg a gép gyártási számát.</li> <li><b>(C)</b> Ügyeljen arra, hogy a megfelelő gyártási számot válassza ki az alkatrészlistáról.</li> <li>Adja meg a rendelési számot és a mennyiséget. A rendeléshez ne az oldalszámot vagy a hivatkozási számot használja.</li> <li>Adja meg a nevét, a cége nevét, az ügyfélaazonosító számát, a számlázási és szállítási címét, a telefonszámát és a rendelési számot.</li> <li>Adjon részletes szállítási utasításokat.</li> </ol> <hr/> <p><b>(D)</b>    ▽ – a jel csomagra utal               ▲ – a jel a csomagban található alkatrészekre utal</p>	<p><b>A későbbi visszakeresések érdekében kérjük, hogy a rovatokat az első üzembehelyezéskor töltsse ki.</b></p> <p>Típuszám – _____</p> <p>Gyártási szám. – _____</p> <p>A gép felszereltsége – _____</p> <p>Kereskedelmi képviselő – _____</p> <p>Kereskedelmi képviselő telefonszáma – _____</p> <p>Ügyfél azonosító száma – _____</p> <p>Üzembehelyezés dátuma – _____</p>
-----------	--	--

<b>IT</b>	<p><b>COME ORDINARE LE PARTI – Vedere schema precedente.</b></p> <p>Utilizzare solo ricambi forniti da TENNANT o equivalenti. Ricambi e forniture possono essere ordinati online, per telefono, via fax o per posta elettronica.</p> <p>Per ottenere una consegna rapida, seguire i passaggi indicati di seguito.</p> <ol style="list-style-type: none"> <li><b>(A)</b> Identificare il modello della macchina.</li> <li><b>(B)</b> Identificare il numero di serie della macchina dall'etichetta dei dati.</li> <li><b>(C)</b> Utilizzare il numero di serie corretto presente nell'elenco delle parti di ricambio.</li> <li>Identificare numero di parte e quantità. Non ordinare per numero di pagina o di riferimento.</li> <li>Fornire nome del contatto, nome della società, numero di ID cliente, indirizzo di fatturazione e di spedizione, numero di telefono e numero di ordine di acquisto.</li> <li>Fornire istruzioni dettagliate per la spedizione.</li> </ol> <hr/> <p><b>(D)</b>    ▽ – identifica un gruppo               ▲ – identifica parti comprese in un gruppo</p>	<p><b>Compilare il modulo al momento dell'installazione per poterlo consultare in futuro in caso di necessità.</b></p> <p>N. Modello – _____</p> <p>N. Serie – _____</p> <p>Opzioni della macchina – _____</p> <p>Venditore – _____</p> <p>Tel. venditore – _____</p> <p>Numero ID cliente – _____</p> <p>Data di installazione – _____</p>
-----------	---	---

<b>JP</b>	<p><b>パーツの発注方法 ? 上記の図を参照してください</b>  TENNANT社製のパーツまたは同等品のみをお使いください。  パーツやサプライ品のご注文は、オンライン、電話、FAX、または手紙でお願いいたします。  確実にお届けできるように、以下の情報お知らせください。</p> <ol style="list-style-type: none"> <li><b>(A)</b> 製品のモデル名をお知らせください。</li> <li><b>(B)</b> 製品のデータラベルに印刷されているシリアル番号をお知らせください。</li> <li><b>(C)</b> パーツリストを参照して、シリアル番号が正しいかご確認ください。</li> <li>パーツ番号と数量をお知らせください。マニュアル/カタログのページ番号や参照番号でのご注文はご遠慮ください。</li> <li>お客様のお名前、会社名、顧客ID番号、請求/発送先住所、電話番号、注文書番号をお知らせください。</li> <li>発送に関するご希望があれば、明記してください。</li> </ol> <hr/> <p><b>(D)</b> ▽ - アセンブリを示します  ▲ - アセンブリに含まれるパーツを示します</p>	<p><b>後日確認できるように、設置時に記入してください。</b></p> <p>モデルNo. - _____</p> <p>シリアルNo. - _____</p> <p>製品のオプション - _____</p> <p>販売代理店 - _____</p> <p>販売代理店の電話番号 - _____</p> <p>顧客ID番号 - _____</p> <p>設置日 - _____</p>
-----------	--	---

<b>LT</b>	<p><b>KAIP UŽSISAKYTI DALIS – žr. diagramą viršuje</b></p> <p>Naudokite tik "Tennant" kompanijos tiekiamas arba lygiavertes joms dalis. Dalis galite užsisakyti internetu, telefonu, faksu bei elektroniniu paštu.  Kad užsakymas būtų greitai įvykdytas, laikykitės išvardytų taisyklių.</p> <ol style="list-style-type: none"> <li><b>(A)</b> Nurodykite mašinos modelį.</li> <li><b>(B)</b> Norodyskite mašinos serijos numerį, kurį rasite ant duomenų žymės.</li> <li><b>(C)</b> Įsitikinkite, kad nurodomas tikslus serijos numeris iš dalių sąrašo.</li> <li>Nurodykite dalies numerį ir reikiamą kiekį.  Neužsakinėkite pagal puslapius ar nuorodas numerius.</li> <li>Nurodykite savo vardą, kompanijos pavadinimą, kliento ID numerį, sąskaitos išrašymo ir vežimo adresą, telefono numerį ir pirkimo užsakymo numerį.</li> <li>Nurodykite išsamias gabenimo instrukcijas.</li> </ol> <hr/> <p><b>(D)</b> ▽ – žymi sistemą  ▲ – nurodo sistemos dalis</p>	<p><b>Prašome užpildyti montavimo metu, siekiant gauti informaciją ateityje.</b></p> <p>Modelio nr. - _____</p> <p>Serijos nr. - _____</p> <p>Mašinos parinktis - _____</p> <p>Prekybos atstovas - _____</p> <p>Komivojažieriaus tel. nr. - _____</p> <p>Pirkėjo ID numeris - _____</p> <p>Sumontavimo data - _____</p>
-----------	---	---

<b>LV</b>	<p><b>KĀ PASŪTĪT REZERVES DETALĀS – Skat. diagrammu iepriekš</b></p> <p>izmantojiet tikai TENNANT Company piegādātās vai tām līdzvērtīgas rezerves detaļas. Daļas un piegādi var pasūtīt internetā, pa tālruni, pa faksu vai pastu.  Lai nodrošinātu savlaicīgu piegādi, sekojiet zemāk aprakstītajiem soļiem.</p> <ol style="list-style-type: none"> <li><b>(A)</b> Nosakiet mašinas modeli.</li> <li><b>(B)</b> Nosakiet mašinas sērijas numuru un tehnisko datu uzlīmes.</li> <li><b>(C)</b> Pārliedcinieties, ka tiek uzrakstīts attiecīgais sērijas numurs no detaļu saraksta.</li> <li>Nosakiet detaļas numuru un skaitu.  Veicot pasūtījumus neatsaucieties uz lapušu vai norādes numuriem.</li> <li>Uzrakstiet savu vārdu, uzņēmuma nosaukumi, klienta identitātes numuru, adresi rēķina piesūtīšanai un piegādei un pirkuma pasūtījuma numuru.</li> <li>Sniedziet detalizētu informāciju par piegādi.</li> </ol> <hr/> <p><b>(D)</b> ▽ – nosaka ierīci  ▲ – nosaka detaļas, kas ir komplektā ar ierīci</p>	<p><b>Veicot uzstādīšanu, lūdzam pierakstīt attiecīgu informāciju izmantošanai turpmāk.</b></p> <p>Modeļa Nr. - _____</p> <p>Sērijas Nr. - _____</p> <p>Iekārtas papildaprīkojums - _____</p> <p>Pārdošanas pārst. - _____</p> <p>Pārdošanas pārst. tālr. Nr. - _____</p> <p>Klienta identitātes numuru - _____</p> <p>Uzstādīšanas datums - _____</p>
-----------	---	--

<b>NL</b>	<p><b>HOE ONDERDELEN TE BESTELLEN – Zie schema hierboven.</b></p> <p>Gebruik alleen onderdelen die door TENNANT Company zijn geleverd of soortgelijke onderdelen. Onderdelen en voorraden kunnen online, per telefoon, fax of schriftelijk besteld worden.  Volg de stappen hieronder om een juiste levering te garanderen.</p> <ol style="list-style-type: none"> <li><b>(A)</b> Bepaal het machinemodel.</li> <li><b>(B)</b> Lees het serienummer van de machine af van het gegevenslabel.</li> <li><b>(C)</b> Zorg dat het juiste serienummer wordt gebruikt uit de onderdelenlijst.</li> <li>Bepaal het artikelnummer en het aantal. Bestel niet aan de hand van pagina's of referentienummers</li> <li>Geef uw naam, bedrijfsnaam, klantnummer, factuur- en leveringsadres, telefoonnummer en bestelnummer op.</li> <li>Geef gedetailleerde leveringsinstructies op.</li> </ol> <hr/> <p><b>(D)</b> ▽ – geeft een eenheid aan  ▲ – geeft de onderdelen van de eenheid aan</p>	<p><b>Vul tijdens installatie de onderstaande gegevens in voor eventueel toekomstig gebruik.</b></p> <p>Modelnr. - _____</p> <p>Serienr. - _____</p> <p>Machine-opties - _____</p> <p>Verkoopvert. - _____</p> <p>Telnr. verkoopvert. - _____</p> <p>Klantnummer - _____</p> <p>Installatiedatum - _____</p>
-----------	--	--

<b>NO</b>	<p><b>HVORDAN BESTILLE DELER – Se diagram over.</b></p> <p>Bruk kun deler levert av TENNANT Company eller ekvivalente deler. Deler og forsyninger kan bestilles online, per telefon, per faks eller per post.</p> <p>Følg trinnene under for å sikre rask levering.</p> <ol style="list-style-type: none"> <li>1. <b>(A)</b> Angi maskinmodellen.</li> <li>2. <b>(B)</b> Angi maskinens serienummer fra typeskiltet.</li> <li>3. <b>(C)</b> Forsikre deg om at korrekt serienummer brukes fra delelisten.</li> <li>4. Angi delenummer og antall. Bestill ikke ut fra side- eller referansenumre.</li> <li>5. Angi ditt navn, firmanavn, kunde-ID-nummer, fakturerings- og forsendelsesadresse, telefonnummer og innkjøpsordnummer.</li> <li>6. Angi detaljerte forsendelsesinstruksjoner.</li> </ol> <hr/> <p><b>(D)</b>    ▽ – angir en delegruppe               ▲ – angir deler inkludert i en delegruppe</p>	<p><b>Fyll ut ved installasjonstidspunkt for fremtidig bruk.</b></p> <p>Modellnr. – _____</p> <p>Serienr. – _____</p> <p>Maskinens tillegg – _____</p> <p>Salgsrep. – _____</p> <p>Salgsrep. telefonnr. – _____</p> <p>Kunde-ID-nummer – _____</p> <p>Installasjonsdato – _____</p>
-----------	---	---

<b>PL</b>	<p><b>JAK ZAMAWIAĆ CZĘŚCI - patrz schemat powyżej.</b></p> <p>Należy używać wyłącznie części dostarczanych przez firmę TENNANT Company lub równoważnych. Części i dostawy mogą być zamawiane online, przez telefon, faksem lub pocztą.</p> <p>Aby zapewnić szybką dostawę, należy przestrzegać następujących wskazówek.</p> <ol style="list-style-type: none"> <li>1. <b>(A)</b> Określić model maszyny.</li> <li>2. <b>(B)</b> Określić numer seryjny maszyny znajdujący się na tabliczce znamionowej.</li> <li>3. <b>(C)</b> Odszukać ten numer seryjny w wykazie części.</li> <li>4. Określić numer części i ilość. Nie zamawiać na podstawie numeru strony lub liczby porządkowej wykazu.</li> <li>5. Podać swoje nazwisko, nazwę firmy, numer identyfikacyjny klienta, adres dostawy i dostarczenia rachunku, numer telefonu i numer zamówienia zakupu.</li> <li>6. Podać dokładne instrukcje dotyczące dostawy.</li> </ol> <hr/> <p><b>(D)</b>    ▽ – oznacza zespół               ▲ – oznacza część w zespole</p>	<p><b>Prosimy wpisać datę instalacji do późniejszego wykorzystania.</b></p> <p>Nr modelu – _____</p> <p>Nr seryjny – _____</p> <p>Opcje maszyny – _____</p> <p>Przedst. sprzedaży – _____</p> <p>Nr tel. przedst. sprzed. – _____</p> <p>Nr ident. klienta – _____</p> <p>Data instalacji – _____</p>
-----------	--	---

<b>PT G</b>	<p><b>COMO ENCOMENDAR PEÇAS – Consulte o diagrama acima.</b></p> <p>Utilize apenas peças fornecidas pela TENNANT Company ou equivalentes. As peças e consumíveis podem ser encomendados online, por telefone, fax ou correio.</p> <p>Siga os passos abaixo para garantir uma entrega rápida.</p> <ol style="list-style-type: none"> <li>1. <b>(A)</b> Identifique o modelo da máquina.</li> <li>2. <b>(B)</b> Identifique o número de série da máquina que se encontra na etiqueta de dados.</li> <li>3. <b>(C)</b> Certifique-se de que usa o número de série correcto da lista de peças.</li> <li>4. Identifique o número de produto e a quantidade. Não encomende através de números de página ou de referência.</li> <li>5. Forneça o seu nome, o nome da empresa, o número de ID do cliente, os endereços de facturação e entrega, o número de telefone e o número da nota de encomenda.</li> <li>6. Forneça instruções de entrega detalhadas.</li> </ol> <hr/> <p><b>(D)</b>    ▽ – identifica uma unidade               ▲ – identifica peças incluídas numa unidade</p>	<p><b>Preencha na altura da instalação para futura referência.</b></p> <p>Modelo nº – _____</p> <p>Nº de série – _____</p> <p>Opcões da máquina – _____</p> <p>Vendedor – _____</p> <p>Telefone do vendedor – _____</p> <p>Número de ID do cliente – _____</p> <p>Data de instalação – _____</p>
-------------	--	--

<b>RU</b>	<p><b>КАК ЗАКАЗАТЬ ЗАПЧАСТИ - См. схему ниже.</b></p> <p>Используйте только запчасти, поставляемые компанией TENNANT или их аналоги. Запасные части и расходные материалы можно заказать в режиме онлайн, телефоном, факсом или электронной почтой.</p> <p>Для своевременной доставки следуйте описанным ниже инструкциям.</p> <ol style="list-style-type: none"> <li>1. <b>(A)</b> Укажите модель машины.</li> <li>2. <b>(B)</b> Укажите серийный номер машины, обозначенный на табличке технических данных.</li> <li>3. <b>(C)</b> Удостоверьтесь, что надлежащий серийный номер перечислен в списке запчастей.</li> <li>4. Укажите номер детали и нужное количество. Не используйте номера страниц или ссылок.</li> <li>5. Укажите свое имя, название компании, идентификационный номер покупателя, расчетный адрес и адрес доставки, телефонный номер и номер заказа на покупку.</li> <li>6. Укажите подробные сведения о доставке.</li> </ol> <hr/> <p><b>(D)</b>    ▽ – означает узел               ▲ – обозначает деталь узла</p>	<p><b>Во время установки заполните, пожалуйста, эти сведения для того, чтобы ссылаться в дальнейшем.</b></p> <p>Модель Э – _____</p> <p>Серийный Э – _____</p> <p>Опции машины – _____</p> <p>Торговый представитель – _____</p> <p>Телефон торгового представителя – _____</p> <p>Идент. номер покупателя – _____</p> <p>Дата установки – _____</p>
-----------	--	--

<b>SE</b>	<p><b>BESTÄLLNING AV RESERVDELAR – Se ovanstående schema.</b></p> <p>Använd endast delar från Tennant Company eller likvärdiga. Delar och material kan beställas online, telefoniskt, per fax eller post.</p> <p>Följ nedanstående steg för en snabb leverans.</p> <ol style="list-style-type: none"> <li><b>(A)</b> Identifiera maskinens modell.</li> <li><b>(B)</b> Identifiera maskinens serienummer på typskylten.</li> <li><b>(C)</b> Kontrollera att rätt serienummer används från dellistan.</li> <li>Identifiera artikelnumret och mängden. Beställ inte med hjälp av sido- eller referensnummer.</li> <li>Uppge ditt namn, företagets namn, kundens ID-nummer, faktura- och leveransadress, telefonnummer och ordernumret vid inköp.</li> <li>Ge detaljerade transportanvisningar.</li> </ol>	<p><b>Fyll i vid installation och spar för framtida bruk.</b></p> <p>Modellnr. – _____</p> <p>Serienr. – _____</p> <p>Tilvalsutrustning – _____</p> <p>Försäljare – _____</p> <p>Försäljarens tel.nr. – _____</p> <p>Kundnummer – _____</p> <p>Installationsdatum – _____</p>
	<p><b>(D)</b> ▽ – identifierar en modul ▲ – identifierar delar som ingår i en modul</p>	

<b>SK</b>	<p><b>POSTUP PRI OBJEDNÁVANÍ ČASTÍ - Pozri vyššie uvedený diagram.</b></p> <p>Využívajte výhradne dielce dodané spoločnosťou TENNANT, alebo ich ekvivalenty. Dielce a položky je možné objednať online, telefonicky, faxom, alebo poštou.</p> <p>Na zabezpečenie promptného doručenia sa riadte nasledovnými krokmi.</p> <ol style="list-style-type: none"> <li><b>(A)</b> Identifikujte model stroja.</li> <li><b>(B)</b> Z etikety s údajmi identifikujte sériové číslo stroja.</li> <li><b>(C)</b> Ubezpečte sa, že ste zadali správne sériové číslo zo zoznamu dielcov.</li> <li>Identifikujte číslo dielu a množstvo. Neobjednávajte pomocou čísel strán, alebo referenčných čísel.</li> <li>Zadajte Vaše meno, meno spoločnosti, ID číslo zákazníka, fakturačnú a prepravnú adresu, telefónne číslo a objednávacie číslo dielu.</li> <li>Uvedte podrobné prepravné pokyny.</li> </ol>	<p><b>Vypíšte prosím pri inštalácii pre prípad potreby v budúcnosti.</b></p> <p>č. modelu – _____</p> <p>Sériové č. – _____</p> <p>Zvláštne príslušenstvo stroja – _____</p> <p>Obchodné zastúpenie – _____</p> <p>Obch. zastúpenie tel. č. – _____</p> <p>ID č. zákazníka – _____</p> <p>Dátum inštalácie – _____</p>
	<p><b>(D)</b> ▽ – identifikuje sadu ▲ – identifikuje časti sady</p>	

<b>SL</b>	<p><b>NAROČANJE NADOMESTNIH DELOV - glejte zgornjo sliko.</b></p> <p>Uporabljajte samo originalne nadomestne dele Tennant ali enakovredne dele. Dele in potrošni material lahko naročite prek spleta, po telefonu, faksu ali pošti.</p> <p>Za zagotovitev čimbolj hitre dostave sledite spodnjim navodilom.</p> <ol style="list-style-type: none"> <li><b>(A)</b> Ugotovite model stroja.</li> <li><b>(B)</b> Na ploščici s podatki poiščite serijsko številko stroja.</li> <li><b>(C)</b> Poskrbite, da na seznamu nadomestnih delov poiščete pravilno serijsko številko.</li> <li>Poiščite številko dela in potrebno količino. Pri naročilih ne navajajte strani ali referenčne številke.</li> <li>Navedite svoje ime, ime podjetja, ID številko stranke, naslova za dostavo in izdajo računa, telefonsko številko in številko naročila.</li> <li>Navedite podrobna navodila za dostavo.</li> </ol>	<p><b>Prosimo, da ob vgradnji izpolnite te podatke, da vam bodo v prihodnje na voljo.</b></p> <p>Št. modela – _____</p> <p>Serijska številka – _____</p> <p>Dodatna oprema stroja – _____</p> <p>Prodajni predstavnik – _____</p> <p>Telefonska št. prodajnega predstavnika – _____</p> <p>Številka stranke – _____</p> <p>Datum vgradnje – _____</p>
	<p><b>(D)</b> ▽ – označuje sklop ▲ – označuje dele sklopa</p>	

<b>TR</b>	<p><b>PARÇALARIN SİPARİŞ EDİLMESİ - Yukarıdaki şemaya bakın.</b></p> <p>Yalnızca TENNANT Company'den sağlanan veya eşdeğerde parçalar kullanın. Parça veya sarf malzemeleri çevrimiçi olarak, telefonla, faksla veya postayla sipariş edilebilir.</p> <p>Zamanında teslimatı sağlamak için aşağıdaki adımları izleyin.</p> <ol style="list-style-type: none"> <li><b>(A)</b> Makine modelini belirtin.</li> <li><b>(B)</b> Veri etiketinden makine seri numarasını belirtin.</li> <li><b>(C)</b> Parça listesinden uygun seri numarasının kullanıldığından emin olun.</li> <li>Parça numarasını ve miktarını belirtin. Sayfa veya referans numaralarını kullanarak sipariş vermeyin.</li> <li>Adınızı, şirketinizin adını, müşteri kimlik numaranızı, faturalama ve sevkiyat adreslerini, telefon numarasını ve satın alma siparişi numarasını belirtin.</li> <li>Ayrıntılı sevkiyat talimatlarını belirtin.</li> </ol>	<p><b>İleri tarihlerde başvurmak için lütfen kurulum sırasında doldurun.</b></p> <p>Model No. - _____</p> <p>Seri No. - _____</p> <p>Makine Seçenekleri - _____</p> <p>Satış Temsilcisi - _____</p> <p>Satış Temsilcisi telefon no. - _____</p> <p>Müşteri Kimlik Numarası - _____</p> <p>Kurulum Tarihi - _____</p>
	<p><b>(D)</b> ▽ – bir tertibatı belirtir ▲ – tertibattaki parçaları belirtir</p>	



# GENERAL RECOMMENDED MAINTENANCE

CE

## General Recommended Maintenance Items

Ref.	Part No.	Serial Number	Description	Qty.
	1067452	(0000-	) Bag, Vacuum, Paper [1pick=1pkg(=10pc)]	1
	1238116	(0000-	) Filter, Dust, Panel 4.2 X 19.2 X 26.0	1
	361144	(0000-	) Key, Ignition, Sgl	1
	1054100	(0000-	) Wheel, 04.0d 2.56w 0.41b	4
▽	9045109	(0000-	) Belt Kit, Swp, Ci	1
▲	1246931	(0000-	) Belt, Drive, 34.3l [Pj09]	1
▲	1223084	(0000-	) Tool, Installation, Belt	1
▲	09164	(0000-	) Screw, Pan, Phl, M6 X 1.00 X 20, 4.8	2
	1252213	(0000-	) Skirt Assy, Front [Sand]	1
	1252460	(0000-	) Skirt, Swp	2
	1244952	(0000-	) Skirt, Recirculation	1
	1240032	(0000-	) Skirt, Swp, Rear	1
	1245246	(0000-	) Skirt, Swp, Rh	1
	1245247	(0000-	) Skirt, Swp, Lh	1
	1247760	(0000-	) Skirt, Brush, Side	1
	1249320	(0000-	) Skirt, Front	1
	1240417	(0000-	) Skirt, Door	2
	1248082	(0000-	) Skirt, Front	1
	1240796	(0000-	) Filter, Hepa, 21.16 X 7.50 X 4.25	1
	1250485	(0000-	) Filter, H13.Hepa, 21.16 X 7.50 X 4.25	1
	1249621	(0000-	) Skirt, Swp, Rh [Carpet]	1
	1249622	(0000-	) Skirt, Swp, Lh [Carpet]	1
	1252144	(0000-	) Skirt Assy, Front [Light Litter]	1



## SECTION 2

Contents	Page
Fig. 1 - Replacement Brushes .....	2-2
Fig. 2 - Main Frame Group .....	2-4
Fig. 3 - Shrouds Group .....	2-6
Fig. 4 - Front Cover and Directional Pedal Group .....	2-8
Fig. 5 - Steering and Instrument Panel Group .....	2-10
Fig. 6 - Seat Support Group .....	2-12
Fig. 7 - Standard Seat Group .....	2-14
Fig. 8 - Deluxe Seat Kit .....	2-16
Fig. 9 - Drive Wheel and Rear Wheels Group .....	2-18
Fig. 10 - Main Brush Drive Motor Group .....	2-20
Fig. 11 - Main Brush Drive Idler and Lift Arm Group .....	2-22
Fig. 12 - Main Brush Lift Group .....	2-24
Fig. 13 - Main Brush Front Flap Group .....	2-26
Fig. 14 - Main Brush Skirts Group .....	2-28
Fig. 15 - Side Brush Group, Right Hand .....	2-30
Fig. 16 - Hopper Group, Low Dump .....	2-32
Fig. 17 - Hopper Filter Box Cover Group .....	2-34
Fig. 18 - Hopper Vacuum Fan Group .....	2-36
Fig. 19 - Hopper Filter Box Housing Group .....	2-38
Fig. 20 - Hopper Group, High Dump .....	2-40
Fig. 21 - Hopper Lift Arms Group, High Dump .....	2-42
Fig. 22 - Hopper Hydraulic Lift Cylinder Group, High Dump .....	2-44
Fig. 23 - Electrical Circuit Board Group .....	2-46
Fig. 24 - Electrical Box Group .....	2-48
Fig. 25 - Electrical Box Wiring Group .....	2-50
Fig. 26 - Battery Tray and Cable Group, Wet, 36V, 360Ah .....	2-52
Fig. 27 - Wire Harnesses Group .....	2-54
Fig. 28 - Electrical Schematic .....	2-64
Fig. 29 - Label Group .....	2-72

**Fig. 1 – Replacement Brushes**

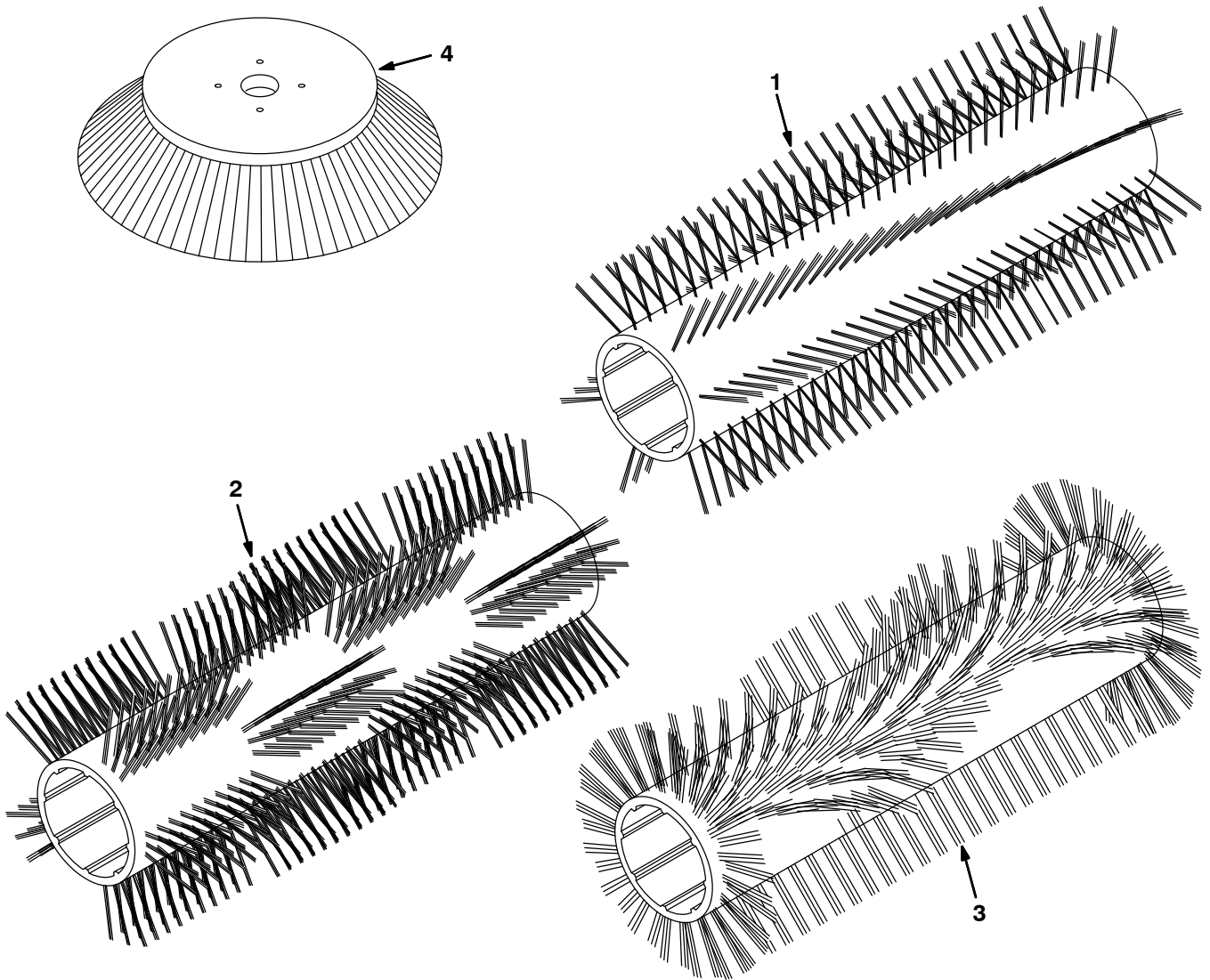


Fig. 1 - Replacement Brushes

Ref.	Part No.	Serial Number	Description	Qty.
1	1240255	(0000-	) Brush, Sweep, 32.4l, 06dr, Polypropylene, Spiral	1
1	1254155	(0000-	) Brush, Sweep, 32.4l, Spiral, Polypropylene and Wire [Bronze]	1
1	1239050	(0000-	) Brush, Sweep, 32.4l, 08sr, Natural Fiber, Spiral	1
2	1239052	(0000-	) Brush, Sweep, 32.4l, Window, Polypropylene, Spiral	1
3	1239051	(0000-	) Brush, Sweep, 32.4l, Wedge, Polypropylene, Spiral	1
4	1225549	(0000-	) Brush, Disk, Sweep, 20.0d, Polypropylene	1

Fig. 2 - Main Frame Group

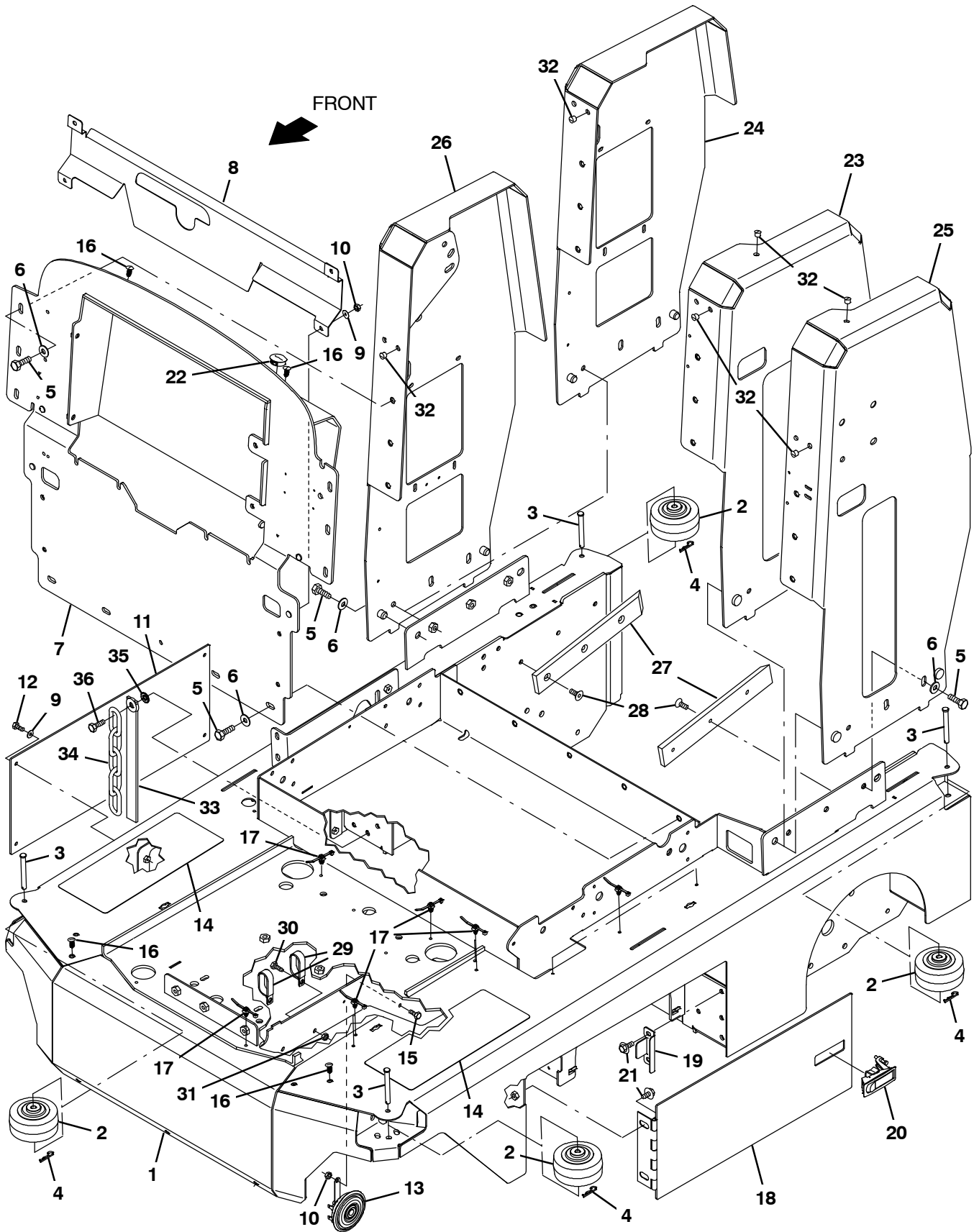


Fig. 2 - Main Frame Group

Ref.	Part No.	Serial Number	Description	Qty.
1	1239270	(0000-	) Frame Wldt, Main [S16]	1
2	1054100	(0000-	) Wheel, 04.0d 2.56w 0.41b	4
3	57598	(0000-	) Pin, Clevis, 0.37d X 3.25l	4
4	44906	(0000-	) Pin, Cotter, Hair, 0.38d .093 Wir	4
5	39283	(0000-	) Screw, Hex, M10x1.50x25, 8.8	17
6	32492	(0000-	) Washer, Flat, 0.38, Std	17
7	1251372	(0000-	) Bracket Wldt, Bulkhead	1
8	1251299	(0000-	) Plate, Raceway	1
9	01684	(0000-	) Washer, Flat, 0.27b 0.69d .05, Ss	8
10	08712	(0000-	) Nut, Hex, Lock, M6 X 1.00, NI, Ss	5
11	1248410	(0000-	) Plate, Stop, Door, Brush	1
12	12277	(0000-	) Screw, Hex, M6 X 1.00 X 20, NI, Ss	4
13	1057780	(0000-	) Horn, 36vdc, 110dba	1
14	1210711	(0000-	) Tread, Non-Skid-Step, 5.5w 13.8l	2
15	06942	(0000-	) Screw, Hex, M6 X 1.00 X 16, 8.8	1
16	21168	(0000-	) Plug, Hole, Rnd, 0.25h 0.8l, Brb, Nyl	8
17	1210807	(0000-	) Wire, Tie [W/.25" Fir Tree Clip]	23
18	1239262	(0000-	) Door Wldt, Brush	1
19	1245009	(0000-	) Bracket, Door Latch Horiz	1
20	398806	(0000-	) Latch	1
21	1020341	(0000-	) Screw, Hex, M8 X 1.25 X 20, Ss, Sems	4
22	76888	(0000-	) Plug, Hole, Rnd, 1.25h .03-.12, Blk Nyl	1
23	1235955	(0000-	) Tower Wldt, Ld, Left (Low Dump Only)	1
24	1235956	(0000-	) Tower Wldt, Ld, Right (Low Dump Only)	1
25	9045086	(0000-	) Tower Wldt, Left, Afmkt [S16 Emea] (High Dump Only)	1
26	9045083	(0000-	) Tower Wldt, Right, Afmkt [S16 Emea] (High Dump Only)	1
27	1238485	(0000-	) Block, Pye, 0.44 X 2.0 X 12.6, Hdpe (High Dump Only)	2
28	07810	(0000-	) Screw, Flt, Soc, M8 X 1.25 X 25, 10.9 (High Dump Only)	6
29	09570	(0000-	) Clamp, Cable, Stl, 0.90d X 0.62w, 1hole	2
30	39277	(0000-	) Screw, Hex, M8 X 1.25 X 25, 8.8	2
31	08709	(0000-	) Nut, Hex, Lock, M8 X 1.25, NI	2
32	33807	(0000-	) Plug, Hole, Rnd, 0.44h .03-.12, Blk Nyl	5
33	71579	(0000-	) Strap, Static, W/Grommet, .19 1.1w 25.0l	1
34	40758	(0000-	) Chain, Coil, Str, 2/0, 06.9l 05 Link	1
35	41141	(0000-	) Washer, Lock, Int-Ext, 0.31	1
36	1072816	(0000-	) Screw, Hex, M8 X 1.25 X 30, Ss, Sems	1

Fig. 3 - Shrouds Group

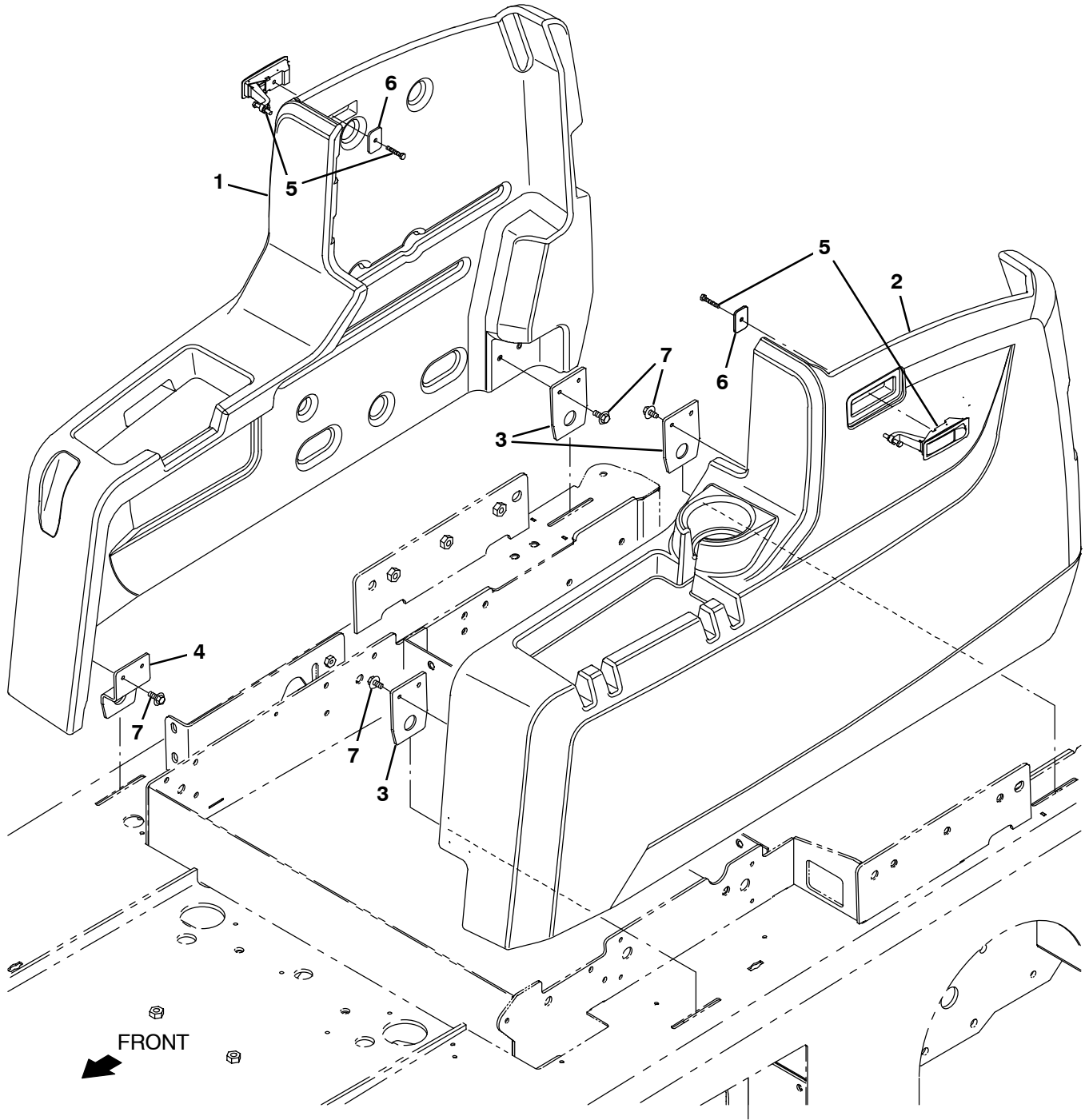




Fig. 3 – Shrouds Group

Ref.	Part No.	Serial Number	Description	Qty.
1	9045077	(0000–	) Cover, Side, Rh, Afmkt, Std [S16]	1
2	9045066	(0000–	) Cover, Side, Lh, Afmkt, Std [S16]	1
3	1245421	(0000–	) Plate, Cover, Side	3
4	1248941	(0000–	) Plate, Cover, Front Rh	1
5	398806	(0000–	) Latch	2
6	1208748	(0000–	) Plate, Latch [T17]	2
7	1034731	(0000–	) Screw, Hex, M6 X 1.00 X 16, Sems, Ss	8

Fig. 4 – Front Cover and Directional Pedal Group

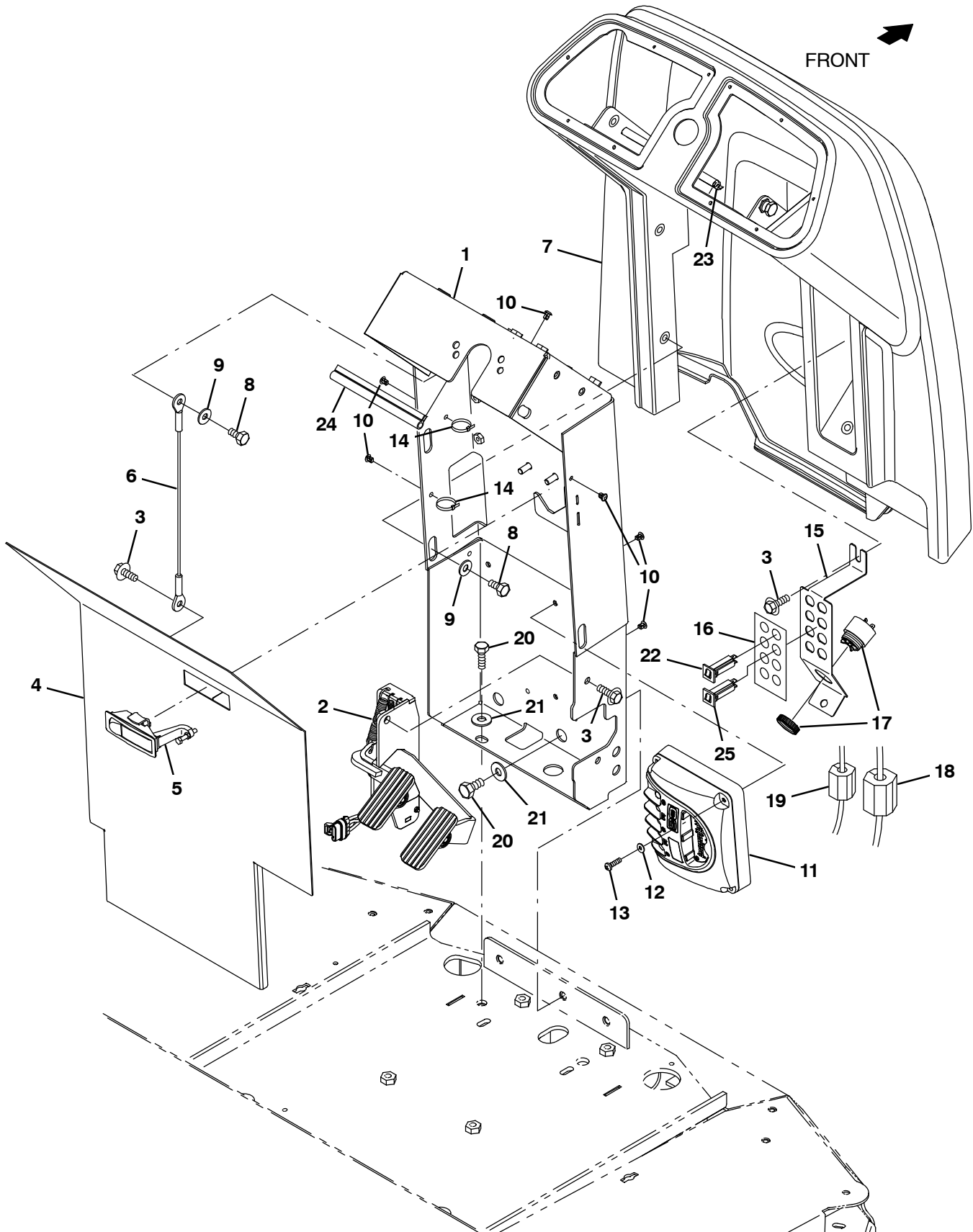


Fig. 4 - Front Cover and Directional Pedal Group

Ref.	Part No.	Serial Number	Description	Qty.	
1	1218569	(0000-	) Channel Wldt, Steering, Pntd	1	
2	1200253	(0000-	) Pedal Assy, Accelerator, Brake (See Breakdowns)	1	
3	1020341	(0000-	) Screw, Hex, M8 X 1.25 X 20, Ss, Sems	5	
▽	4	9045093	(0000-	) Panel, Access, Front, Afmkt [Emea]	1
▲	5	398806	(0000-	) Latch	1
6	19676	(0000-	) Cable, Glv .09d 013.0l .38eye /.38eye	1	
7	9010928	(0000-	) Shroud, Front, Afmkt [T12]	1	
8	15675	(0000-	) Screw, Hex, M8 X 1.25 X 16, Ss	5	
9	32491	(0000-	) Washer, Flat, 0.31, Std	5	
10	1202868	(0000-	) Clip, Tie, 0.25d, Plstc	7	
11	1218104	(0000-	) Controller, Drive [T12]	1	
12	19066	(0000-	) Washer, Flat, 0.25B 0.56D, .05, PI, 10	4	
13	06938	(0000-	) Screw, Pan, Phl, M5X0.80 X 40, 4.8	4	
14	130773	(0000-	) Tie, Cable, Nyl, 11.0l, .14w, 3.0 Max. D	7	
15	1201212	(0000-	) Bracket, Ele, Cb [T12]	1	
16	1201864	(0000-	) Label, Circuitbreaker	1	
17	1052726	(0000-	) Alarm, 9-48vdc, 95 Db(A) [Ec-H20]	1	
18	1052120	(0000-	) Inductor, 25Mmid [218 Imp At 25Mhz] (Australia Only)	1	
19	1052123	(0000-	) Inductor, 18Mmid [156 Imp At 25Mhz] (Australia Only)	1	
20	39283	(0000-	) Screw, Hex, M10x 1.50 x 25, 8.8	4	
21	32492	(0000-	) Washer, Flat, 0.38, Std	4	
22	1064188	(0000-	) Circuitbreaker, 15.0A, Resetable	1	
23	74409	(0000-	) Seal, Lip, 90, 1.3w . Grip 050.0l	1	
24	1031613	(0000-	) Seal, Afmkt, Bulb, Str, .75d F/07ga 01ft	1	
25	1064184	(0000-	) Circuitbreaker, 02.5A, Resetable	1	

**Fig. 5 - Steering and Instrument Panel Group**

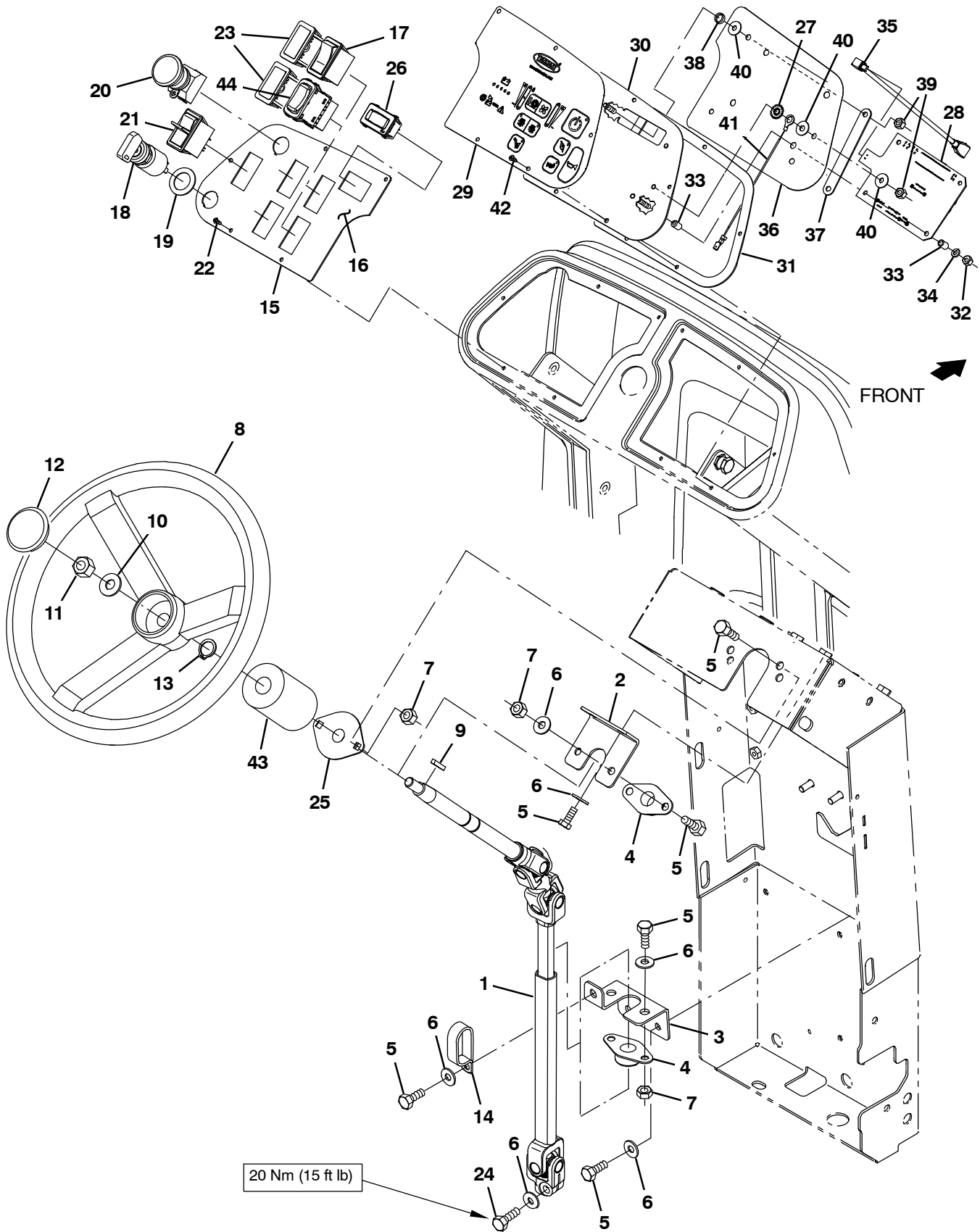


Fig. 5 – Steering and Instrument Panel Group

Ref.	Part No.	Serial Number	Description	Qty.	
1	1202600	(0000–	) Shaft Assy, Steering, Basic	1	
2	1201253	(0000–	) Bracket, Mtg, Brg	1	
3	1205753	(0000–	) Bracket Wldt, Sppt, Brg	1	
4	223065	(0000–	) Bearing, Flng, 2hole, 0.75b [Nyl]	2	
5	16931	(0000–	) Screw, Hex, M8 X 1.25 X 20, 8.8	5	
6	32491	(0000–	) Washer, Flat, 0.31, Std	8	
7	08709	(0000–	) Nut, Hex, Lock, M8 X 1.25, NI	6	
8	1036490	(0000–	) Wheel, Steering, 14.0d, Taper Bore	1	
9	00912	(0000–	) Key, Sq, 0.19 X 0.19, 1.00l	1	
10	08711	(0000–	) Nut, Hex, Lock, M12 X 1.75, NI	1	
11	32493	(0000–	) Washer, Flat, 0.50, Std	1	
12	1038966	(0000–	) Cap, Wheel, Steering	1	
13	26428	(0000–	) Ring, Retaining, Ext, 0.75D, Hd	1	
14	09570	(0000–	) Clamp, Cable, Stl, 0.9x1.8x0.62w, 1hole	1	
15	1249854	(0000–	) Panel Wldt, Console, Lh	1	
16	1247443	(0000–	) Label, Opertnl, Console, Lh [S16]	1	
17	377084	(0000–	) Switch, Rocker, Prgrsv	1	
▽	18	361076	(0000–	) Switch, Ignition [Merit Gmbh]	1
▲		361144	(0000–	) Key, ignition, Sgl	1
19	82226	(0000–	) Washer, Flat, 0.91b 1.38d .06, Stl, PI	1	
20	1011735	(0000–	) Switch, Safety, Shutoff	1	
21	1058679	(0000–	) Switch, Rocker, Dpdt, On / None / On	1	
22	140825	(0000–	) Screw, Pan, Phl, 06 X 0.50, Fmg/Ab, Blk	5	
23	398501	(0000–	) Plug, Hole, Rt, Rocker Switch, .87 X 1.7	4	
24	39277	(0000–	) Screw, Hex, M8 X 1.25 X 25, 8.8	1	
25	1057554	(0000–	) Bearing, Flng, 2hole, 0.75b	1	
26	1064038	(0000–	) Gauge, Hourmeter, 05–277 Volt, Ac / Dc	1	
▽		9045253*	(0000–	) Circuitboard Kit, W/O Telem, Ci [S16]	1
▲	27	41140*	(0000–	) Washer, Lock, Int–Ext, 0.25	1
▲	28	1248505*	(0000–	) Circuitboard Assy [Chui, User Interface]	1
▲▽		9045263*	(0000–	) Membrane Kit, Ci [S16]	1
▲▲	29	1249459*	(0000–	) Panel, Overlay [Jetmore Membrane]	1
▲▲	30	1239539*	(0000–	) Plate, Console, Rh Spacer	1
▲▲	31	1244647*	(0000–	) Gasket, Dash, Rh	1
▲	32	09739*	(0000–	) Nut, Hex, Lock, M5 X 0.80, NI, Ss	8
▲	33	1252810*	(0000–	) Spacer, Plstc, 0.20b 0.32d 0.47l, Nyl	8
▲	34	140037*	(0000–	) Washer, Flat, 0.22b 0.44d .03, Nyl	4
▲	35	1228665*	(0000–	) Cable [Usb, Mini–B, Male 90d, Female]	1
▲	36	1253226*	(0000–	) Cover, Console, Rh	1
▲	37	1254034*	(0000–	) Bracket, Retainer, Console, Rh	1
▲	38	1071856*	(0000–	) Spacer, 0.39b, 0.50d, 0.12l	3
▲	39	08712*	(0000–	) Nut, Hex, Lock, M6 X 1.00, NI, Ss	4
▲	40	01684*	(0000–	) Washer, Flat, 0.27b 0.69d .05, Ss	6
▲	41	1074344*	(0000–	) Harness, Ele [Ring With .250m Tail]	1
▲	42	222267*	(0000–	) Screw, Pan, Phl, 06 X 0.50, Fmg/Ab, Blk	5
43	1253149	(0000–	) Gasket, Shaft, Steering	1	
44	1223393	(0000–	) Switch, Rocker, Dpdt, On / None / On	1	

\* Requires Tennant *True* service or an authorized Tennant service provider.

Fig. 6 – Seat Support Group

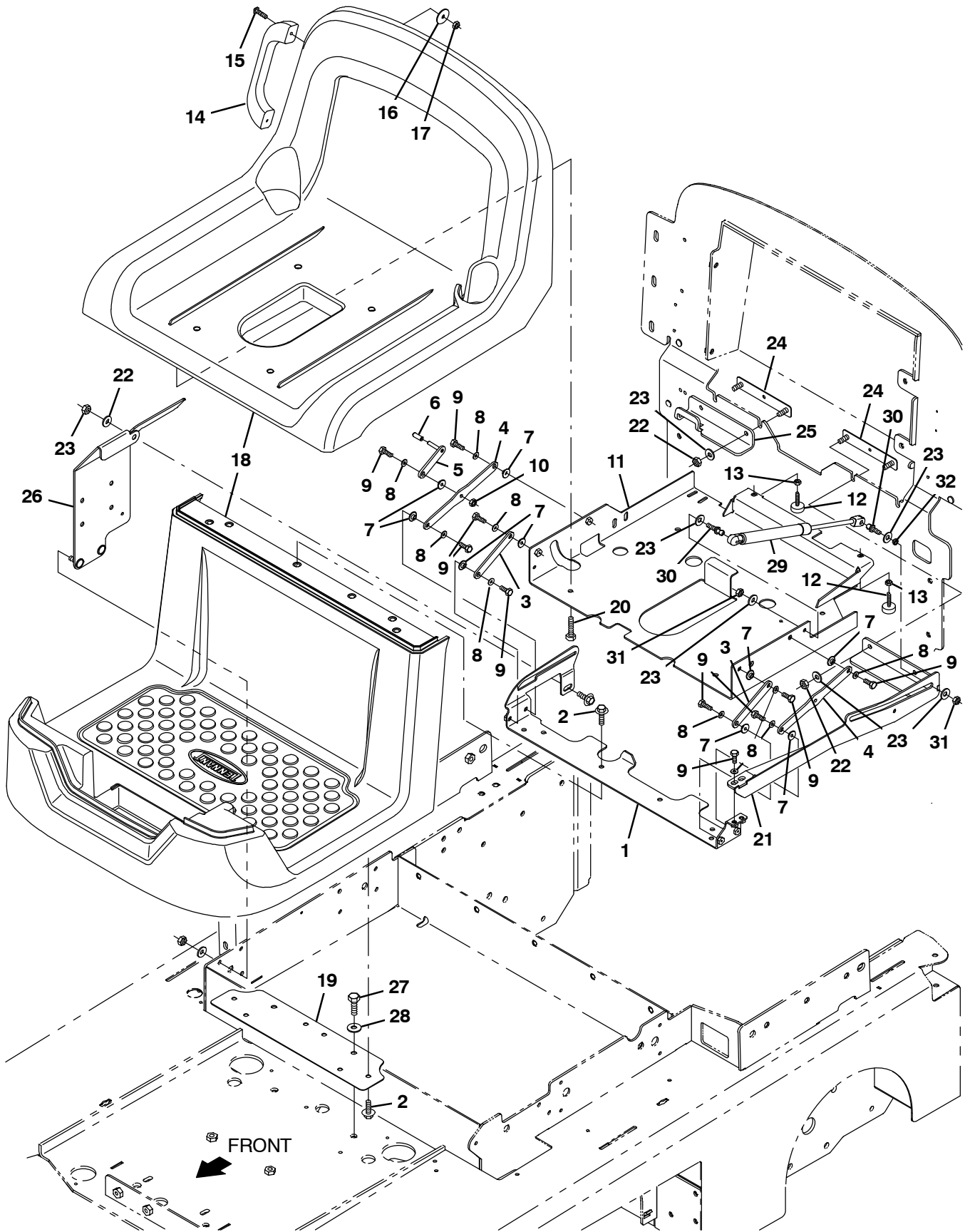


Fig. 6 - Seat Support Group

Ref.	Part No.	Serial Number	Description	Qty.
1	9011059	(0000-	) Plate Wldt, Mtg, W/Label, Aftmkt, Ce	1
2	1020341	(0000-	) Screw, Hex, M8 X 1.25 X 20, Ss, Sems	10
3	1200827	(0000-	) Link, Oprtr Station	2
4	1200828	(0000-	) Link, Oprtr Station	2
5	1201103	(0000-	) Link Wldt, Oprtr Station	1
6	1202957	(0000-	) Grip, Handle, .25d .90l Yel	1
7	1202156	(0000-	) Sleeve, Flange	9
8	19066	(0000-	) Washer, Flat, 0.25b 0.56d .05, Pl, 10	10
9	08716	(0000-	) Screw, Hex, M6 X 1.00 X 20, Ss	9
10	08708	(0000-	) Nut, Hex, Lock, M6 X 1.00, NI	1
11	1200210	(0000-	) Channel Wldt, Seat	1
12	20802	(0000-	) Bumper, Rbr, 1.0d 0.38th .25-20	2
13	32520	(0000-	) Nut, Hex, Jam, .25-20	2
14	381962	(0000-	) Handle, Container	1
15	382726	(0000-	) Screw, Pan, Phl, M6 X 1.00 X 25, 4.8	2
16	41178	(0000-	) Washer, Flat, 0.25, Fendr	2
17	08712	(0000-	) Nut, Hex, Lock, M6 X 1.00, NI, Ss	2
18	9009632	(0000-	) Part Kit, Station, Oprtn, Plstc [2Pc=1Kit]	1
19	1242206	(0000-	) Angle, Support	1
20	09026	(0000-	) Screw, Hex, M8 X 1.25 X 40, Ss	4
21	1251979	(0000-	) Bracket Wldt, Seat, Spring, Mtg	1
22	08709	(0000-	) Nut, Hex, Lock, M8 X 1.25, NI	7
23	32491	(0000-	) Washer, Flat, 0.31, Std	11
24	1251741	(0000-	) Plate Wldt, Mtg, Sppt, Seat	2
25	1251316	(0000-	) Bracket, Sppt, Seat	1
26	1246136	(0000-	) Bracket, Support, Pump	1
27	39283	(0000-	) Screw, Hex, M10x1.50x25, 8.8	2
28	32492	(0000-	) Washer, Flat, 0.38, Std	2
29	1251919	(0000-	) Dampener, Linear, 5.0strk	1
30	1012878	(0000-	) Stud, Ball, .39d .31-18	2
31	32983	(0000-	) Nut, Hex, Lock, .31-18, NI	2
32	1066720	(0000-	) Sleeve, P/M, 0.32b 0.44d 0.2l [430ss]	1

**Fig. 7 - Standard Seat Group**

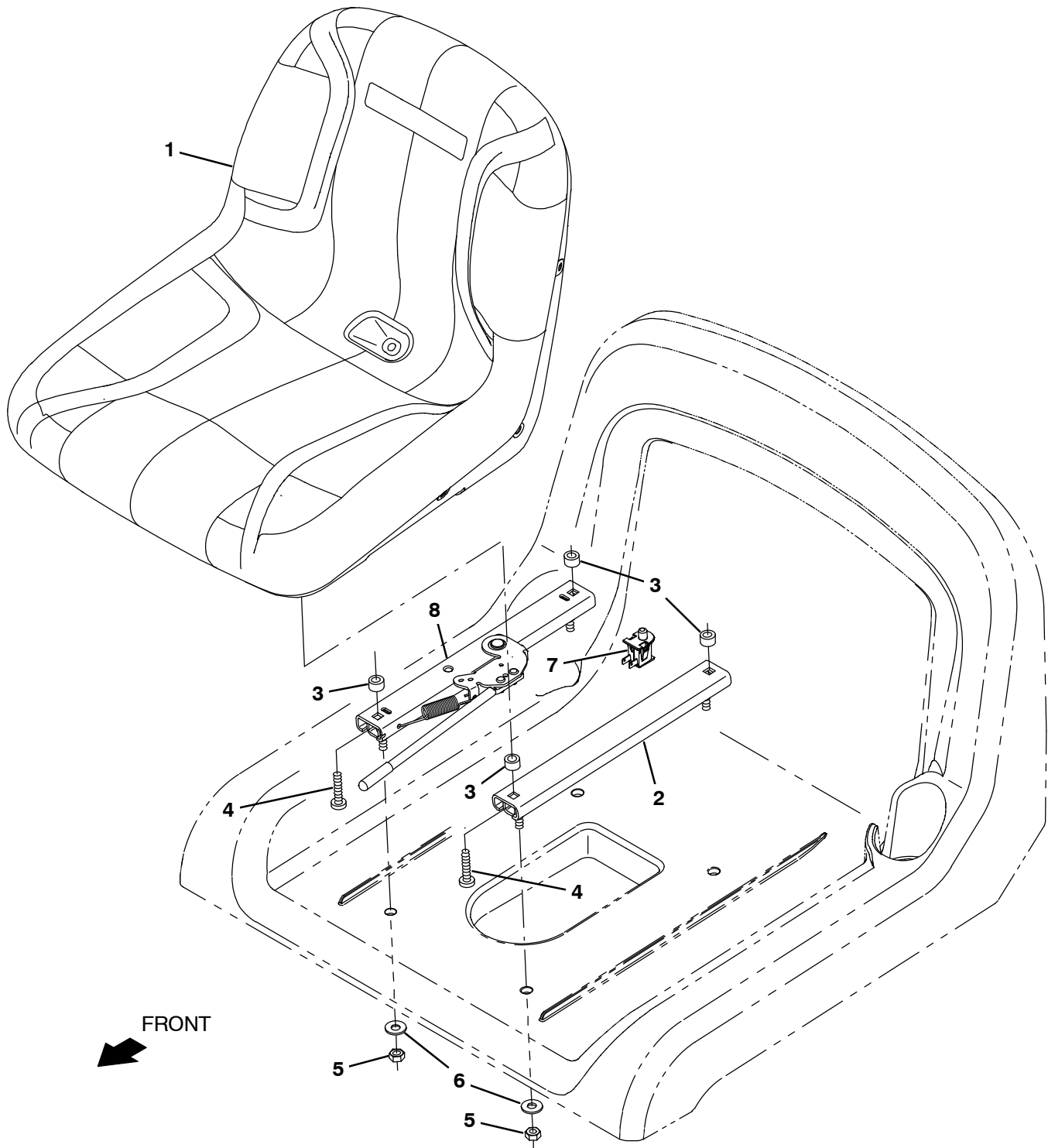




Fig. 7 – Standard Seat Group

	Ref.	Part No.	Serial Number	Description	Qty.
▽		9009834	(0000–	) Seat Kit, Std, Ci [T12]	1
▲	1	1201894	(0000–	) Seat, Std [Milsco]	1
▲	2	360369	(0000–	) Track, Slide, Seat Adj, 12.5l	1
▲	3	1051052	(0000–	) Spacer, Rnd, .38b .88d .38l	4
▲	4	49177	(0000–	) Screw, Pan, Phl, .31–18 X 1.00, G2	4
▲	5	41437	(0000–	) Nut, Hex, Lock, .31–18, NI, Ss	4
▲	6	01685	(0000–	) Washer, Flat, 0.38b 0.88d .08, Ss	4
▲	7	1048955	(0000–	) Switch, Seat, No [Delta 6440–04]	1
▲	8	360370	(0000–	) Track, Slide, Seat Adj, 12.5l, W/Latch	1

**Fig. 8 - Deluxe Seat Kit**

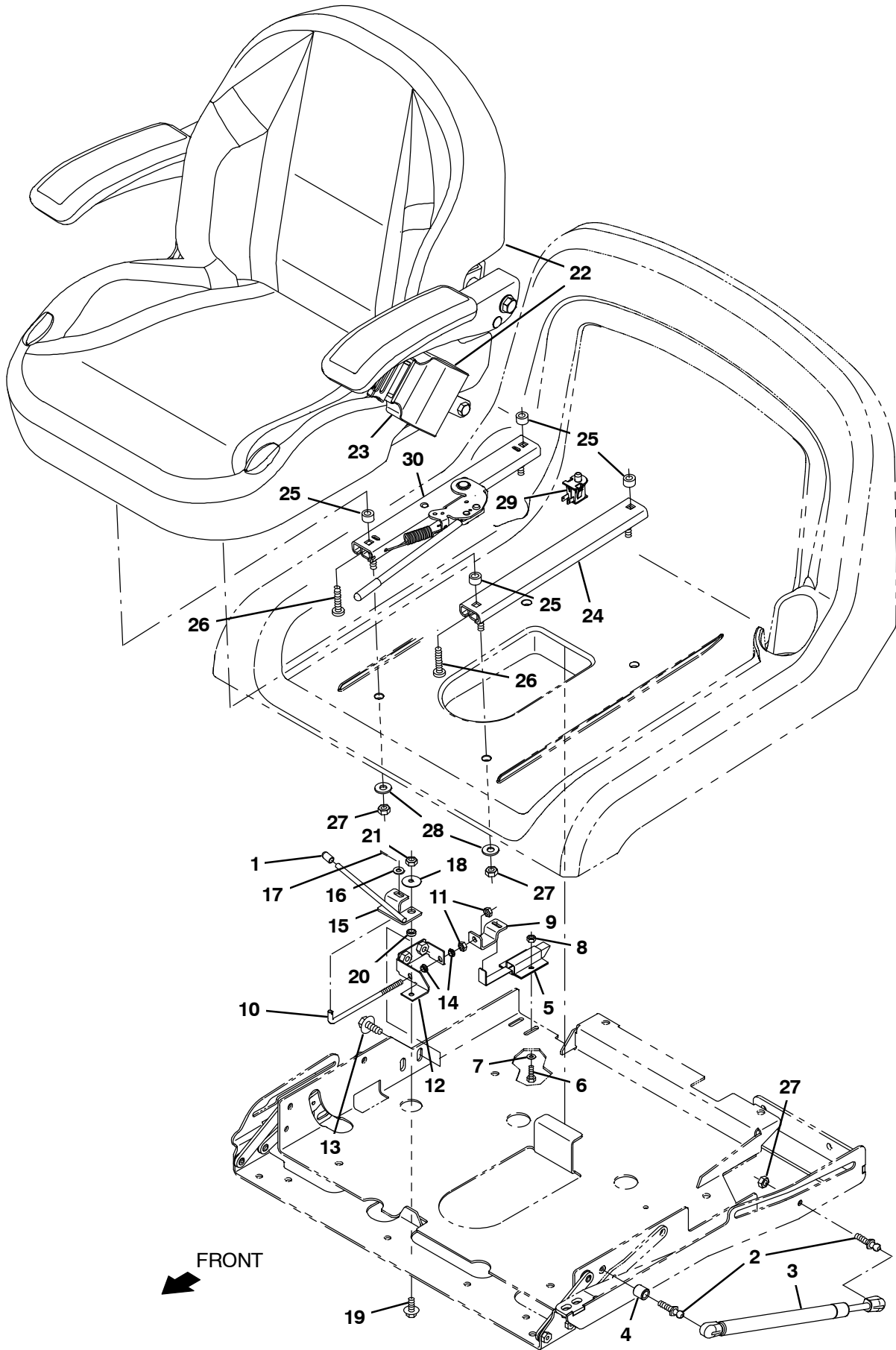


Fig. 8 – Deluxe Seat Kit

	Ref.	Part No.	Serial Number	Description	Qty.
▽		9045202	(0000–	) Seat Kit, Deluxe, Ci [S16]	1
▲	1	1202957	(0000–	) Grip, Handle, .25d .60l Yel	1
▲	2	1012878	(0000–	) Stud, Ball, .39d .31–18	2
▲	3	14464	(0000–	) Gas spring, 35lb, 8.0strk	1
▲	4	222460	(0000–	) Sleeve, P/M, 0.32b 0.50d 0.5l [430ss]	1
▲	5	1025736	(0000–	) Latch	1
▲	6	24199	(0000–	) Screw, Hex, M5 X 0.80 X 16, Ss	2
▲	7	19065	(0000–	) Washer, Flat, 0.19b 0.44d .05, Pl, 08	2
▲	8	09739	(0000–	) Nut, Hex, Lock, M5 X 0.80, NI, Ss	2
▲	9	1200999	(0000–	) Angle, Latch	1
▲	10	1203958	(0000–	) Handle, Latch	1
▲	11	32520	(0000–	) Nut, Hex, Jam, .25–20	2
▲	12	1203946	(0000–	) Bracket Wldt, Latch	1
▲	13	1020341	(0000–	) Screw, Hex, M8 X 1.25 X 20, Ss, Sems	2
▲	14	80921	(0000–	) Bushing, Snap–In, 0.25b 0.31d 0.08th Nyl	2
▲	15	1253493	(0000–	) Handle Wldt, Latch, Seat	1
▲	16	01684	(0000–	) Washer, Flat, 0.27b 0.69d .05, Ss	2
▲	17	08085	(0000–	) Pin, Cotter, Hair, 0.31d .058 Wir	1
▲	18	08712	(0000–	) Nut, Hex, Lock, M6 X 1.00, NI, Ss	1
▲	19	1034731	(0000–	) Screw, Hex, M6 X 1.00 X 16, Ss, Sems	1
▲	20	1205764	(0000–	) Sleeve, P/M, 0.25b 0.38d 0.1l [430ss]	1
▲	21	29570	(0000–	) Washer, Flat, 0.28b 1.00d .06, Stl	1
▲▽	22	1201428	(0000–	) Seat, Dlx, W/ Armrests & Orange Seatbelt	1
▲▲	23	1248442	(0000–	) Seatbelt, Orange, Retractable, Afrmkt	1
▲	24	360369	(0000–	) Track, Slide, Seat Adj, 12.5l	1
▲	25	1051052	(0000–	) Spacer, Rnd, .38b .88d .38l	4
▲	26	49177	(0000–	) Screw, Pan, Phl, .31–18 X 1.00, G2	4
▲	27	41437	(0000–	) Nut, Hex, Lock, .31–18, NI, Ss	6
▲	28	01685	(0000–	) Washer, Flat, 0.38b 0.88d .08, Ss	4
▲	29	1048955	(0000–	) Switch, Seat, No [Delta 6440–04]	1
▲	30	360370	(0000–	) Track, Slide, Seat Adj, 12.5l, W/Latch	1

**Fig. 9 – Drive Wheel and Rear Wheels Group**

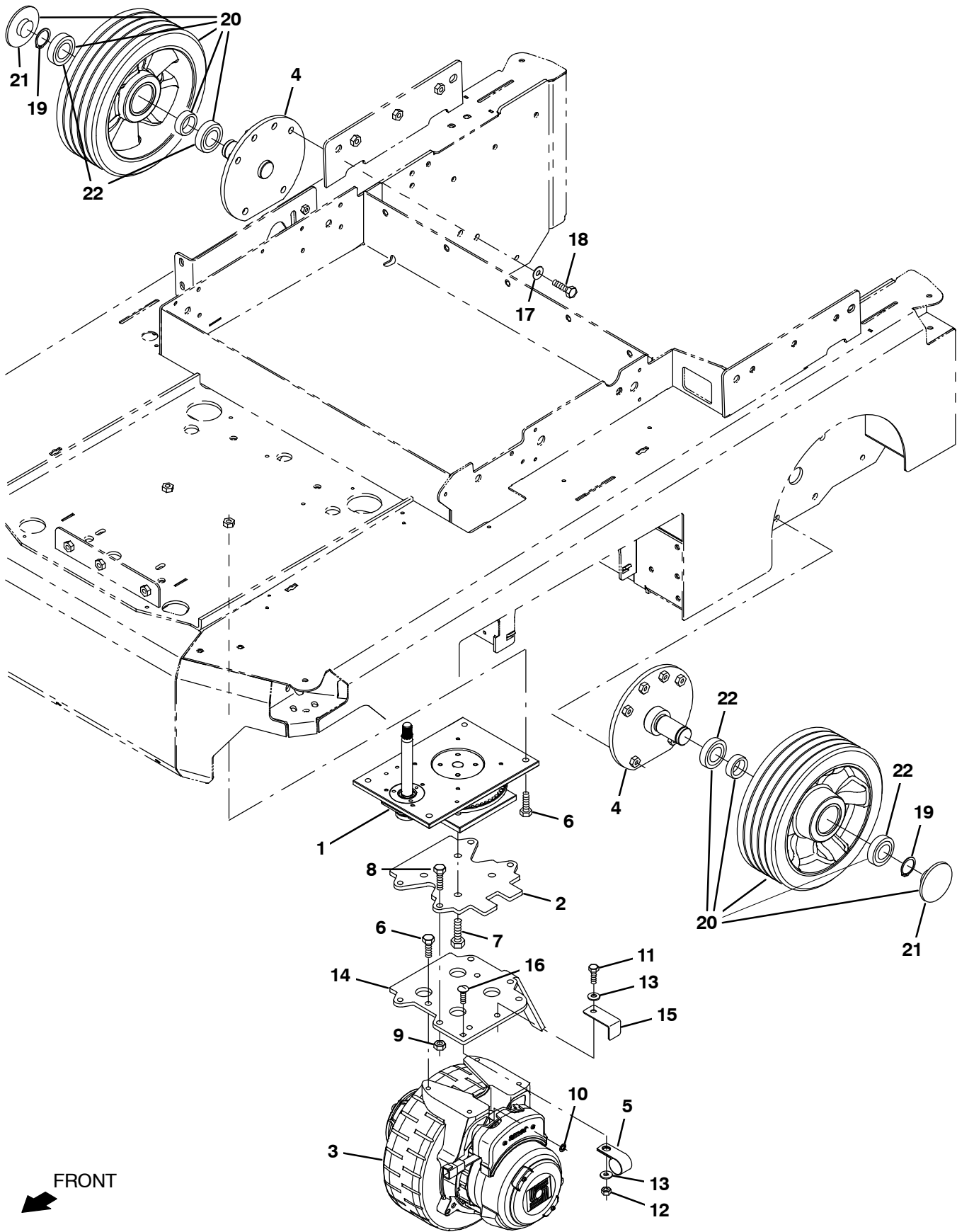


Fig. 9 – Drive Wheel and Rear Wheels Group

Ref.	Part No.	Serial Number	Description	Qty.	
1	1200203	(0000–	) Steer–Control Assy, Wheel Drive [T12] (See Breakdowns)	1	
2	1241485	(0000–	) Plate, Spacer, Top	1	
3	1250375	(0000–	) Wheel Assy, Drive, Ac, W/ Brake	2	
4	1239265	(0000–	) Plate Wldt, Wheel, Axle	2	
5	58366	(0000–	) Clamp, Cable, Stl, 1.25d X 1.00w, 1hole	1	
6	39283	(0000–	) Screw, Hex, M10x1.50x25, 8.8	8	
7	41345	(0000–	) Screw, Hex, M12 X 1.75 X 25, 8.8	4	
8	03192	(0000–	) Screw, Hex, M10 X 1.50 X 30, 8.8	4	
9	41430	(0000–	) Nut, Hex, Lock, M10 X 1.5, NI	4	
10	32984	(0000–	) Washer, Lock, Int, 0.31	2	
11	09010	(0000–	) Screw, Hex, M8 X 1.25 X 25, Ss	1	
12	08709	(0000–	) Nut, Hex, Lock, M8 X 1.25, NI	1	
13	32491	(0000–	) Washer, Flat, 0.31, Std	2	
14	1252221	(0000–	) Plate Wldt, Spacer, Bottom	1	
15	1252222	(0000–	) Plate, Harness	1	
16	1035684	(0000–	) Bolt, Carriage, M8 X 1.25 X 30	1	
17	32492	(0000–	) Washer, Flat, 0.38, Std	8	
18	03192	(0000–	) Screw, Hex, M10 X 1.50 X 30, 8.8 (High Dump Only)	8	
18	39284	(0000–	) Screw, Hex, M10 X 1.50 X 35, 8.8 (Low Dump Only)	8	
19	1059019	(0000–	) Ring, Retaining, Ext, 1.375od	2	
▽	20	1060626	(0000–	) Tire Assy, Solid, 300mm X 100mm, Ure	2
▲	21	9011872	(0000–	) Cap, Hub, Wheel [For 1060626]	1
▲	22	24899	(0000–	) Bearing, Ball, 1.38b 2.83d 0.67w	2

Fig. 10 – Main Brush Drive Motor Group

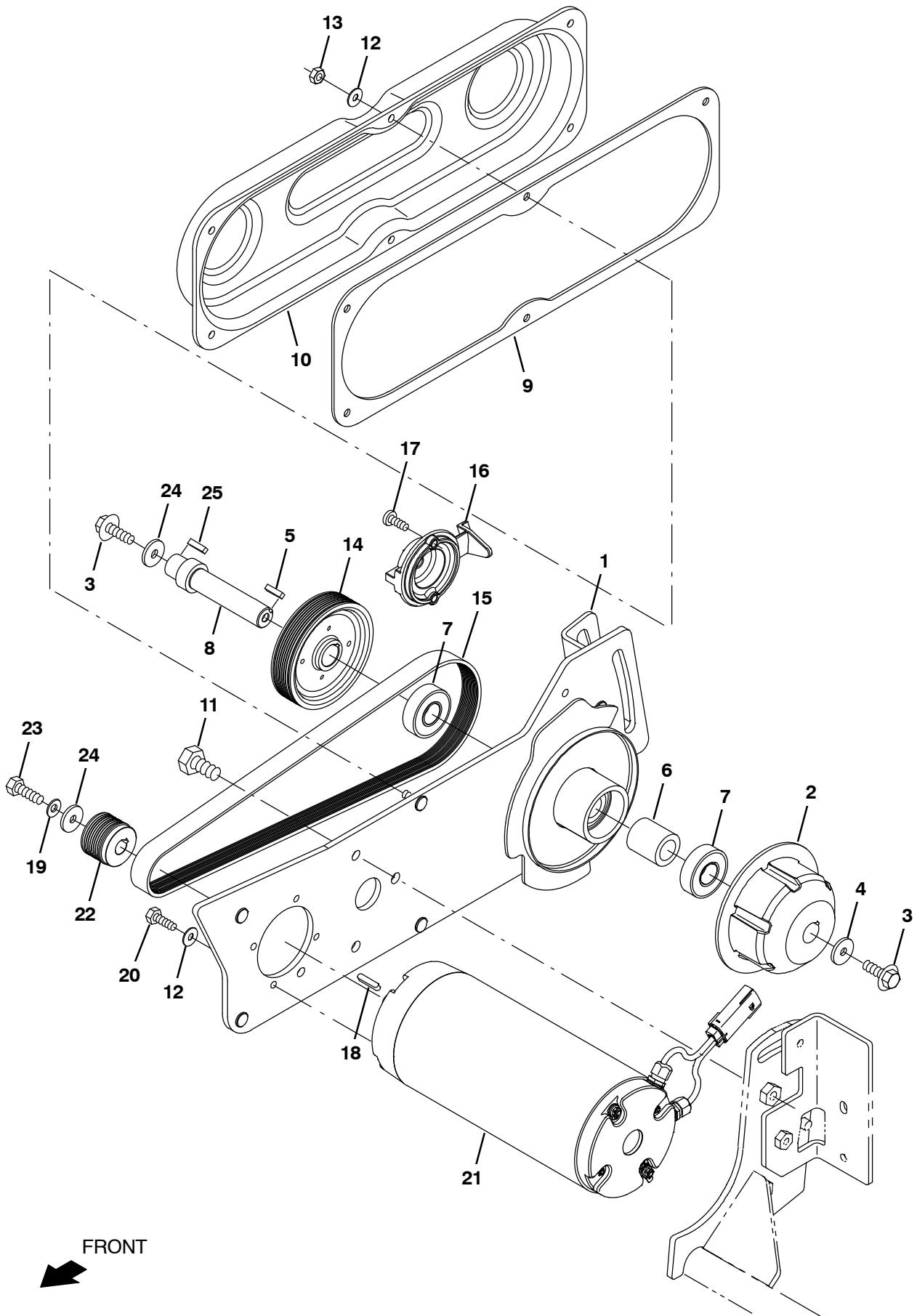


Fig. 10 – Main Brush Drive Motor Group

Ref.	Part No.	Serial Number	Description	Qty.
▽	9045103	(0000–	) Drive Kit, Swp, Ci	1
▲	1 1236830	(0000–	) Arm Wldt, Drive	1
▲	2 1204881	(0000–	) Plug, Drive, Brush	1
▲	3 1072816	(0000–	) Screw, Hex, M8 X 1.25 X 30, Ss, Sems	2
▲	4 1017218	(0000–	) Washer, Flat, 0.32b 1.00d .12, Ss	1
▲	5 00911	(0000–	) Key, Sq, 0.19 X 0.19, 0.75l	1
▲	6 1238477	(0000–	) Spacer, Brg	1
▲	7 46390	(0000–	) Bearing, Ball, 0.79b 1.85d 0.55w	2
▲	8 1237865	(0000–	) Shaft, Drive, Brush	1
	9 1249068	(0000–	) Gasket, Belt, Cover	1
	10 1238296	(0000–	) Cover, Belt	1
	11 09770	(0000–	) Screw, Hex, M10 X 1.50 X 25, NI, Ss	2
	12 01684	(0000–	) Washer, Flat, 0.27b 0.69d .05, Ss	10
	13 08712	(0000–	) Nut, Hex, Lock, M6 X 1.00, NI, Ss	6
	14 1204639	(0000–	) Sheave, 09grv, 4.13pd 0.75b [Pj]	1
▽	9045109	(0000–	) Belt Kit, Swp, Ci	1
▲	15 1246931	(0000–	) Belt, Drive, 34.3l [Pj09]	1
▲	16 1223084	(0000–	) Tool, Installation, Belt	1
▲	17 09164	(0000–	) Screw, Pan, Phl, M6 X 1.00 X 20, 4.8	2
	18 1014328	(0000–	) Key, Sq, 05mm X 05mm, 25mml	1
	19 41185	(0000–	) Washer, Flat, Belleville, .25	1
	20 12277	(0000–	) Screw, Hex, M6 X 1.00 X 20, NI, Ss	4
	21 1245767	(0000–	) Motor, Ele, 36vdc 1900rpm 1.0hp	1
	22 1246932	(0000–	) Sheave, 09grv, 1.61pd 0.55b [Pj]	1
	23 06942	(0000–	) Screw, Hex, M6 X 1.00 X 16, 8.8	1
	24 1017218	(0000–	) Washer, Flat, 0.32b 1.00d .12, Ss	2
	25 00911	(0000–	) Key, Sq, 0.19 X 0.19, 0.75l	1

**Fig. 11 – Main Brush Drive Idler and Lift Arm Group**

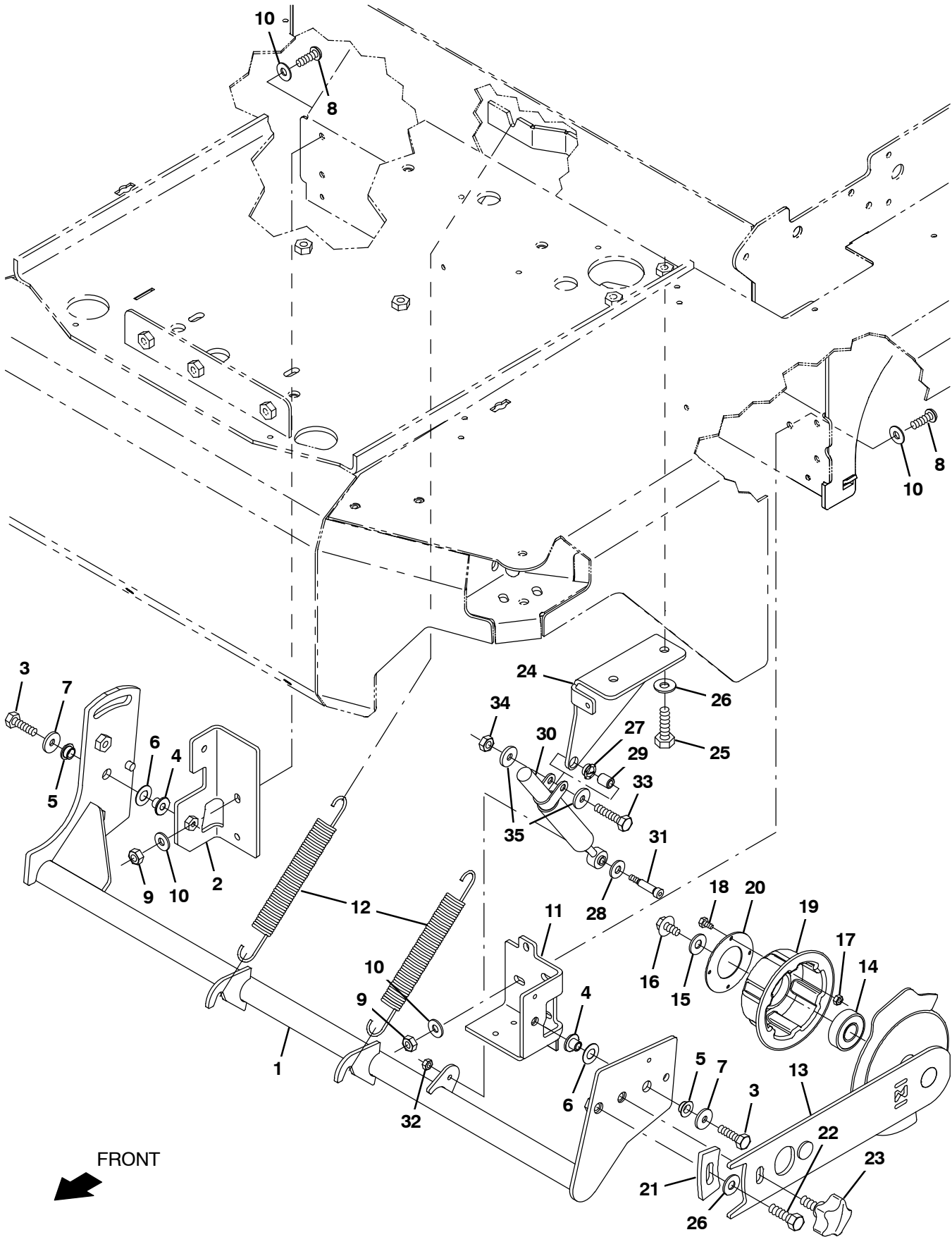




Fig. 11 – Main Brush Drive Idler and Lift Arm Group

Ref.	Part No.	Serial Number	Description	Qty.
1	1236827	(0000–	) Arm Wldt, Lift, Swp	1
2	1243199	(0000–	) Bracket Wldt, Mtg, Pivot	1
3	1016399	(0000–	) Screw, Hex, M8 X 1.25 X 30, NI, Ss	2
4	1225659	(0000–	) Bushing, Flng, 8.3b 11.8d 9.7l	2
5	1225660	(0000–	) Bushing, Flng, 12.0b 7.0l 14.0d, Plstc	2
6	89710	(0000–	) Washer, Flat, 0.51b 1.00d .03, Nyl	2
7	1017218	(0000–	) Washer, Flat, 0.32b 1.00d .12, Ss	2
8	223470	(0000–	) Screw, Btn, M8 X 1.25 X 25, Ss	5
9	08709	(0000–	) Nut, Hex, Lock, M8 X 1.25, NI	5
10	01685	(0000–	) Washer, Flat, 0.38b 0.88d .08, Ss	10
11	1252420	(0000–	) Bracket Wldt, Mtg, Pivot, Lh	1
12	1248923	(0000–	) Spring, Extn, 0.96od 0.12wir 8.73l	2
▽	9045104	(0000–	) Idler Kit, Swp, Ci	1
▲	13 1236847	(0000–	) Arm Wldt, Idler	1
▲	14 46390	(0000–	) Bearing, Ball, 0.79b 1.85d 0.55w	1
▲	15 01686	(0000–	) Washer, Flat, 0.44b 1.00d .08, Ss	1
▲	16 1020341	(0000–	) Screw, Hex, M8 X 1.25 X 20, Ss, Sems	1
▲	17 06549	(0000–	) Nut, Hex, M5 X 0.80 X 16, 8.8	4
▲	18 09738	(0000–	) Screw, Hex, M5 X 0.80 X 12, Ss	4
▲	19 81818	(0000–	) Plug, Drive, Brush, Spl	1
▲	20 35836	(0000–	) Retainer, Brg	1
	21 1245963	(0000–	) Plate, Adjust	1
	22 12317	(0000–	) Screw, Hex, M10 X 1.5 X 30, 9.8, Sems	1
	23 1223100	(0000–	) Knob, Star, 2.00d 5ear, M10 X 1.0l Stud	1
	24 1253880	(0000–	) Bracket, Dampner	1
	25 09770	(0000–	) Screw, Hex, M10 X 1.50 X 25, NI, Ss	2
	26 01686	(0000–	) Washer, Flat, 0.44b 1.00d .08, Ss	3
	27 36556	(0000–	) Bushing, Flng, 0.50b 0.56d 0.22l, Nyl	1
	28 01685	(0000–	) Washer, Flat, 0.38b 0.88d .08, Ss	1
	29 80395	(0000–	) Sleeve, P/M, 0.32b 0.50d 0.7l [430ss]	1
	30 73411	(0000–	) Shock Absorber, 2.3 Strk	1
	31 1024965	(0000–	) Bolt, Shld, 08mmd X 030mm, M06 X 1.0	1
	32 07785	(0000–	) Nut, Hex, Std, M6 X 1.00, Ss	1
	33 09026	(0000–	) Screw, Hex, M8 X 1.25 X 40, Ss	1
	34 08709	(0000–	) Nut, Hex, Lock, M8 X 1.25, NI	1
	35 1017218	(0000–	) Washer, Flat, 0.32b 1.00d .12, Ss	2

Fig. 12 - Main Brush Lift Group

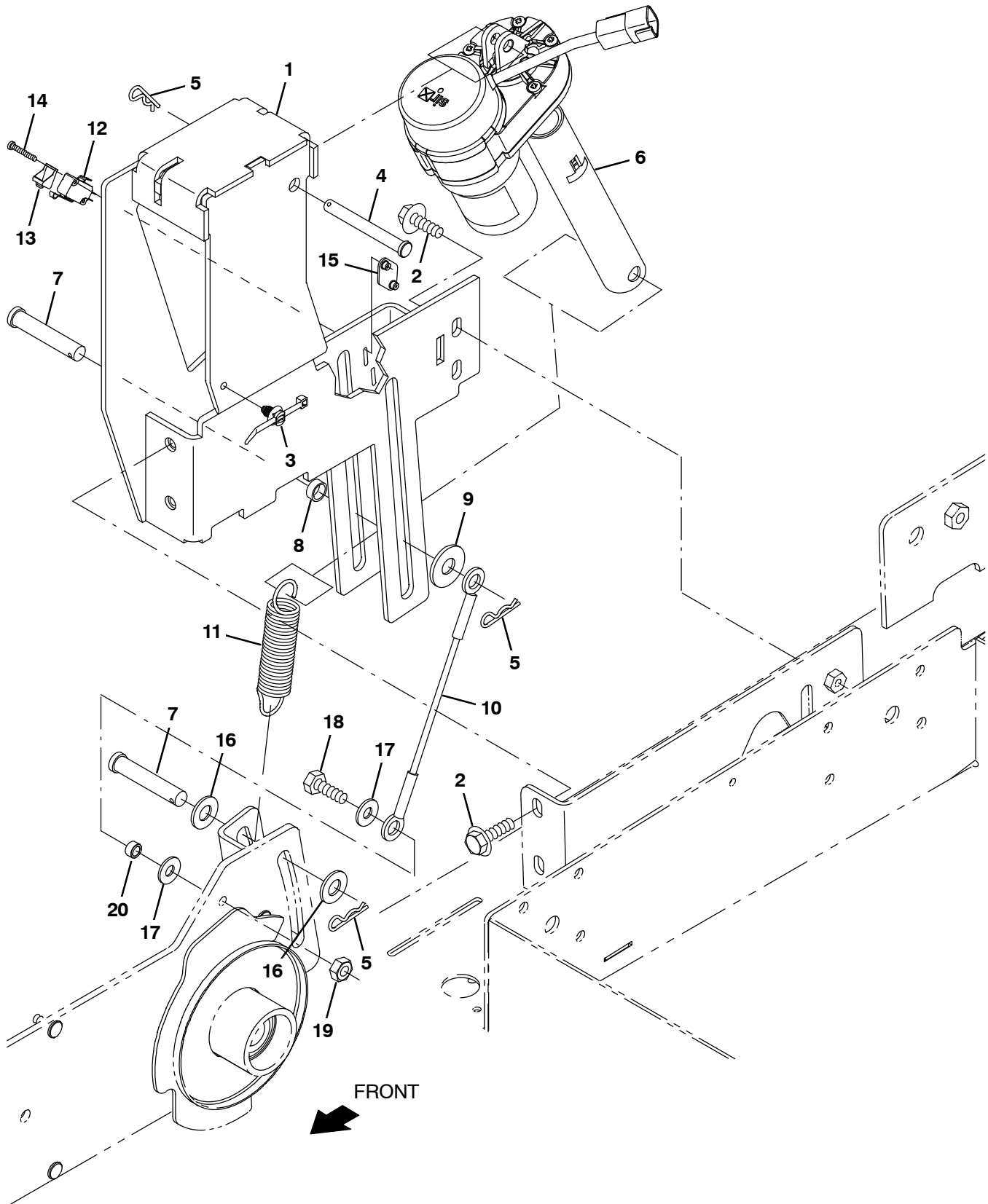


Fig. 12 – Main Brush Lift Group

Ref.	Part No.	Serial Number	Description	Qty.
1	1248488	(0000–	) Mount Wldt, Actuator, Swp	1
2	1072628	(0000–	) Screw, Hex, M8 X 1.25 X 25, Ss, Sems	4
3	1210807	(0000–	) Wire, Tie [W/.25" Fir Tree Clip]	1
4	57598	(0000–	) Pin, Clevis, 0.37d X 3.25l	1
5	44906	(0000–	) Pin, Cotter, Hair, 0.38d .093 Wir	3
6	1227206	(0000–	) Actuator, 36vdc, 7.00strk, 0600lb[Std]	1
7	23683	(0000–	) Pin, Clevis, 0.50d X 3.00l	2
8	140139	(0000–	) Sleeve, P/M, 0.50b 0.63d 0.3l, Pl	1
9	41619	(0000–	) Washer, Flat, 0.56b 1.38d .11, Ss	1
10	1248163	(0000–	) Cable, Lift, 0.13d 8.17l 0.50eye/0.50eye	1
11	1248156	(0000–	) Spring, Extn, 1.00od 0.11wir 4.50l	1
12	1215716	(0000–	) Switch, 0.1a, Spdt[Micro, Gold Contacts]	1
13	600372	(0000–	) Boot, Switch	1
14	06923	(0000–	) Screw, Pan, Phl, M3 X 0.50 X 25, 4.8	2
15	1013705	(0000–	) Plate, Thread, Switch, M3 Nut, 96hr Pl	1
16	32486	(0000–	) Washer, Flat, 0.53b 1.06d .10, Stl, Pl	2
17	01685	(0000–	) Washer, Flat, 0.38b 0.88d .08, Ss	2
18	09010	(0000–	) Screw, Hex, M8 X 1.25 X 25, Ss	1
19	08713	(0000–	) Nut, Hex, Lock, M8 X 1.25, NI, Ss	1
20	1014668	(0000–	) Bushing, Sleeve, 8mmb 12mmd 6mml	1

**Fig. 13 – Main Brush Front Flap Group**

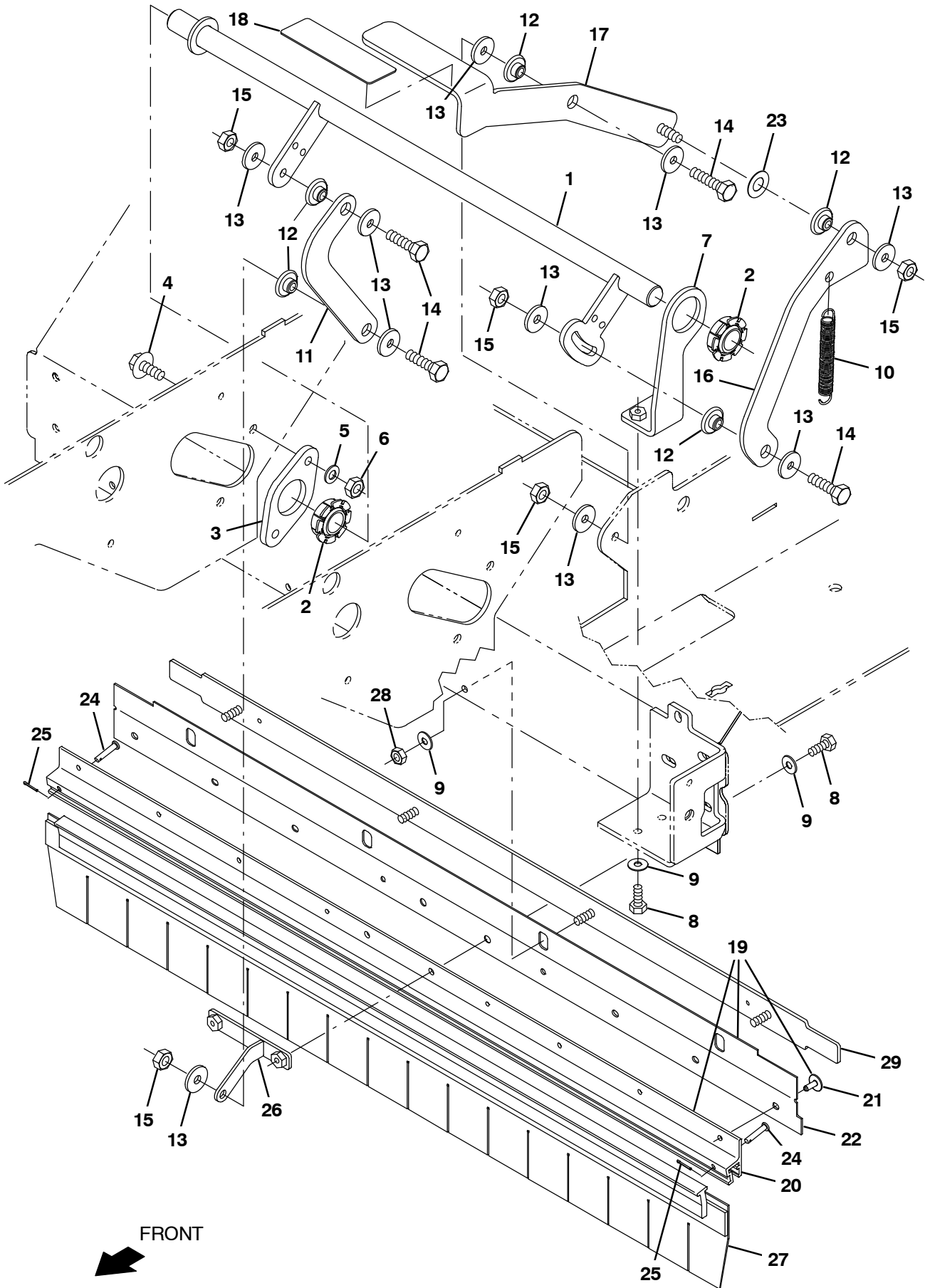


Fig. 13 – Main Brush Front Flap Group

Ref.	Part No.	Serial Number	Description	Qty.	
1	1252663	(0000–	) Shaft, Crank Wldt	1	
2	1252424	(0000–	) Bearing, Spherical, 20b	2	
3	1251855	(0000–	) Plate, Brg, Adapter	1	
4	1072628	(0000–	) Screw, Hex, M8 X 1.25 X 25, Ss, Sems	2	
5	39349	(0000–	) Washer, Flat, 0.31, Sae	2	
6	08709	(0000–	) Nut, Hex, Lock, M8 X 1.25, NI	2	
7	1252923	(0000–	) Bracket Wldt, Mount, Bearing	1	
8	12277	(0000–	) Screw, Hex, M6 X 1.00 X 20, NI, Ss	4	
9	01684	(0000–	) Washer, Flat, 0.27b 0.69d .05, Ss	8	
10	50304	(0000–	) Spring, Extn, 0.50od 0.06wir 04.0l	1	
11	1252234	(0000–	) Plate, Link	1	
12	80950	(0000–	) Bushing, Flng, 0.32b 0.50d 0.24l, Bnz	5	
13	1017218	(0000–	) Washer, Flat, 0.32b 1.00d .12, Ss	9	
14	09023	(0000–	) Screw, Hex, M8 X 1.25 X 35, FI, Ss	4	
15	08713	(0000–	) Nut, Hex, Lock, M8 X 1.25, NI, Ss	5	
16	1252232	(0000–	) Plate, Link	1	
▽	9045124	(0000–	) Pedal Kit, Swp, Ci	1	
▲	17	1238399	(0000–	) Pedal Wldt, Skirt	1
▲	18	1238454	(0000–	) Pad, Grip	1
▽	19	9045125	(0000–	) Hinge Kt, Swp, Ci	1
▲	20	1252139	(0000–	) Rail, SI, T	1
▲	21	32548	(0000–	) Rivet, Blind, .188d X 0.45 X .62d, Alm	8
▲	22	1252138	(0000–	) Skirt, Hinge	1
	23	89710	(0000–	) Washer, Flat, 0.51b 1.00d .03, Nyl	1
	24	36191	(0000–	) Pin, Clevis, 0.19d X 1.00l	2
	25	08085	(0000–	) Pin, Cotter, Hair, 0.31d .058 Wir	2
	26	1252419	(0000–	) Bracket, Arm Wldt	1
	27	9045128	(0000–	) Skirt Kit, Front, Swp, Ci	1
	27	9045131	(0000–	) Skirt Kit, Debris, Lrg, Swp, Ci	1
	28	08712	(0000–	) Nut, Hex, Lock, M6 X 1.00, NI, Ss	4
	29	1253908	(0000–	) Retainer Wldt, Bracket	1

Fig. 14 - Main Brush Skirts Group

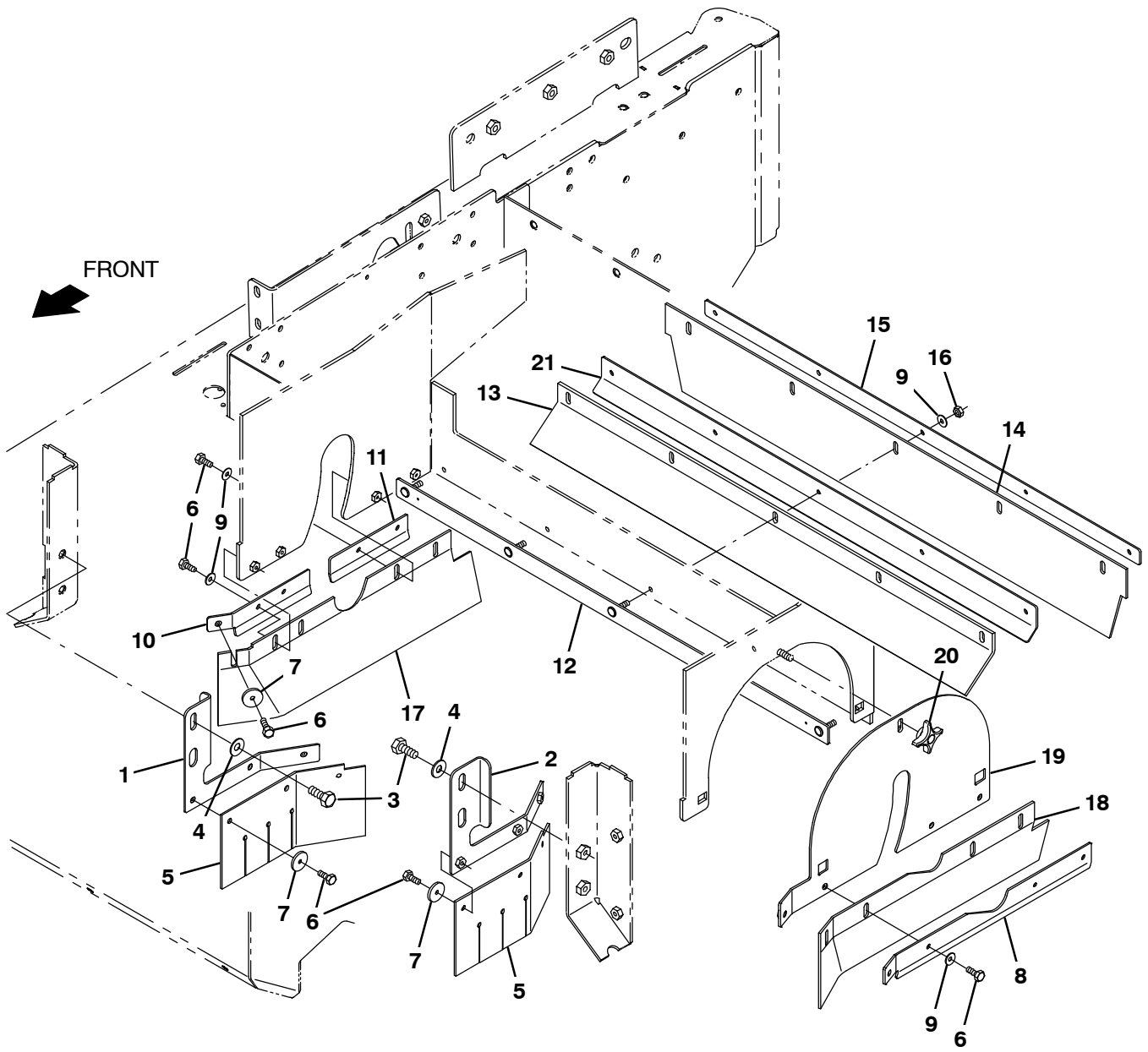


Fig. 14 – Main Brush Skirts Group

Ref.	Part No.	Serial Number	Description	Qty.
1	1252456	(0000–	) Plate Wldt, Skirt, Rh	1
2	1252558	(0000–	) Plate Wldt, Skirt, Lh	1
3	39283	(0000–	) Screw, Hex, M10x1.50x25, 8.8	2
4	32492	(0000–	) Washer, Flat, 0.38, Std	2
5	1252460	(0000–	) Skirt, Swp	2
6	12277	(0000–	) Screw, Hex, M6 X 1.00 X 20, NI, Ss	15
7	386063	(0000–	) Washer, Flat, 0.25b 1.12d .12, Ss	7
8	1245243	(0000–	) Retainer, Skirt, Lh	1
9	01684	(0000–	) Washer, Flat, 0.27b 0.69d .05, Ss	13
10	1252459	(0000–	) Retainer Wldt, Skirt, Rh	1
11	1245244	(0000–	) Retainer, Skirt, Rh	1
12	1245089	(0000–	) Plate Wldt, Retainer, Skirt	1
13	1244952	(0000–	) Skirt, Recirculation	1
14	1240032	(0000–	) Skirt, Swp, Rear	1
15	1247892	(0000–	) Plate, Retaining, Skirt	1
16	08712	(0000–	) Nut, Hex, Lock, M6 X 1.00, NI, Ss	5
17	1245246	(0000–	) Skirt, Swp, Rh	1
18	1245247	(0000–	) Skirt, Swp, Lh	1
19	9045127	(0000–	) Door Kit, Idler, Swp, Ci	1
20	1213677	(0000–	) Knob, Star, 2.00od 4ear M8x1.25 [Yel]	1
21	1244951	(0000–	) Bracket, Skirt, Recirculation	1

**Fig. 15 – Side Brush Group, Right Hand**

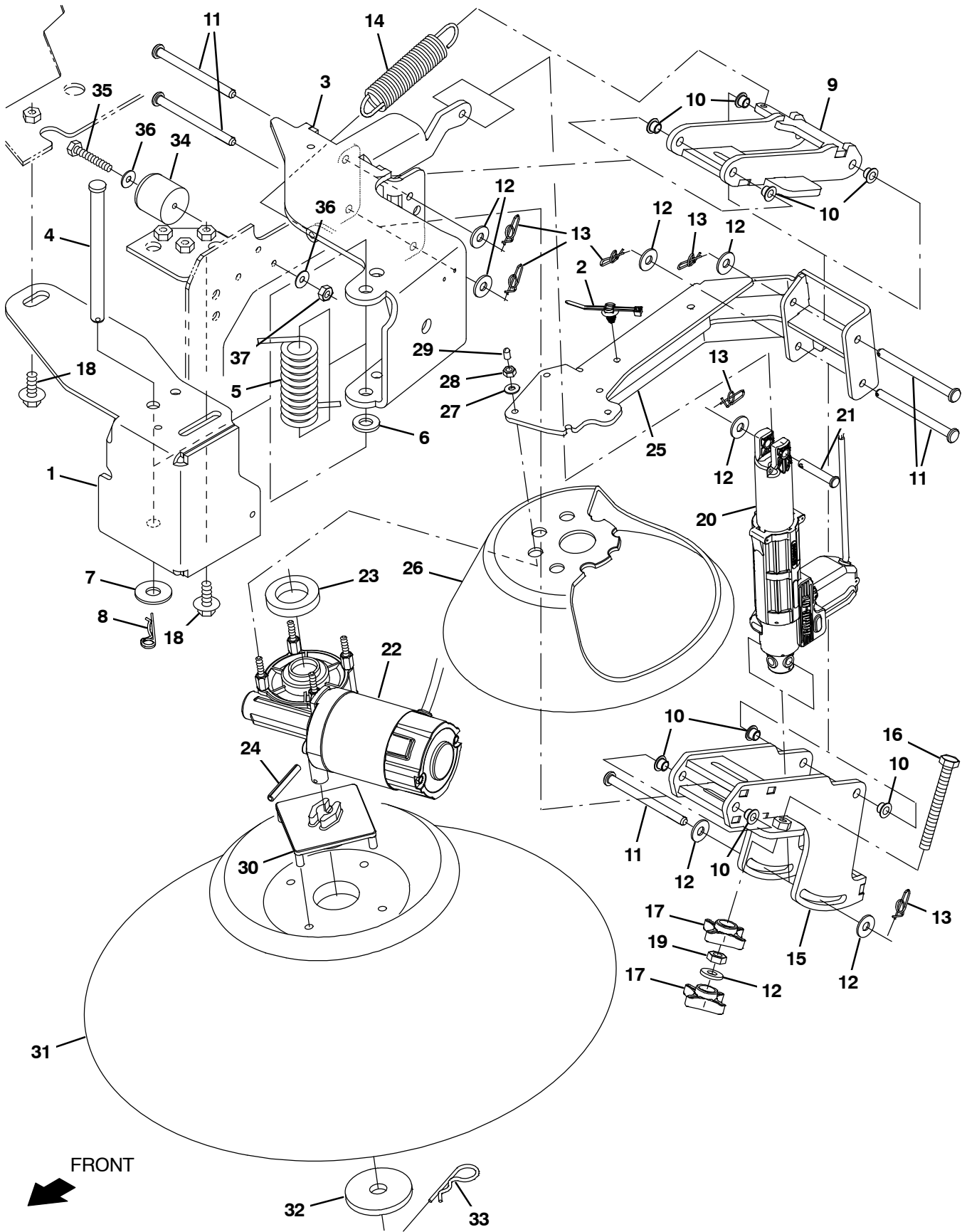




Fig. 14 – Side Brush Group, Right Hand

Ref.	Part No.	Serial Number	Description	Qty.
1	1251985	(0000–	) Bracket, Channel, Brush, Rh	1
2	1210807	(0000–	) Wire, Tie [W/.25" Fir Tree Clip]	7
3	1251987	(0000–	) Bracket Wldt, Brush, Pivot, Rh	1
4	51225–1	(0000–	) Pin, Clevis, 0.50d X 6.00l	1
5	1251331	(0000–	) Spring, Tors, 0.87id .25wir 13.0coil, Rh	1
6	140127	(0000–	) Washer, Thrust, 0.51b 1.00d 0.12w, Brz	1
7	41619	(0000–	) Washer, Flat, 0.56b 1.38d .11, Ss	1
8	44906	(0000–	) Pin, Cotter, Hair, 0.38d .093 Wir	1
9	1251991	(0000–	) Arm Wldt, Upper, Link, Rh	1
10	1251107	(0000–	) Bushing, Flng, 8mmb 10mmd 7.5mml	8
11	1252353	(0000–	) Pin, Clevis, 8mmd X 100mml [304ss]	5
12	01685	(0000–	) Washer, Flat, 0.38b 0.88d .08, Ss	7
13	1216647	(0000–	) Pin, Cotter, Hair, 0.38d .054 Wir	6
14	1252317	(0000–	) Spring, Extn, 1.05od 0.13wir 5.00l	1
15	1251994	(0000–	) Lift Wldt, Lower, Link, Rh	1
16	1014163	(0000–	) Screw, Hex, M8 X 1.25 X 60, Fl, Ss	1
17	1213677	(0000–	) Knob, Star, 2.00od 4ear M8x1.25 [Yel]	2
18	1072628	(0000–	) Screw, Hex, M8 X 1.25 X 25, Ss, Sems	3
19	200101017	(0000–	) Nut, Hex, Jam, M8 X 1.25	1
20	1237208	(0000–	) Actuator, 36vdc, 60mm Stroke	1
21	81581	(0000–	) Pin, Clevis, 0.31d X 1.75l	1
22	1245910	(0000–	) Motor, Ele, 36vdc 0070rpm 0.16hp Gear	1
23	1250678	(0000–	) Spacer, Brush	1
24	11398	(0000–	) Pin, Roll, .250d X 2.00l, .250/.256	1
25	1251997	(0000–	) Motor Wldt, Mtg, Brush, Rh	1
26	1238366	(0000–	) Guard, Brush, Side	1
27	19066	(0000–	) Washer, Flat, 0.25b 0.56d .05, Pl, 10	4
28	06549	(0000–	) Nut, Hex, M5 X 0.80 X 16, 8.8	4
29	1227460	(0000–	) Cover, Thread, M5	4
30	1017441	(0000–	) Plate, Adapter, Brush	1
31	1225549	(0000–	) Brush, Disk, Swp, 20.0d, Polypropylene	1
32	1248278	(0000–	) Washer, Flat, 0.66b 2.50d .12, Ss	1
33	02942	(0000–	) Pin, Hair, Cotter, 0.62d .120 Wir	1
34	44851	(0000–	) Bumper, Rbr, 1.5d 1.50th 0.28h	1
35	06948	(0000–	) Screw, Hex, M6 X 1.00 X 45, 8.8	1
36	01684	(0000–	) Washer, Flat, 0.27b 0.69d .05, Ss	2
37	08712	(0000–	) Nut, Hex, Lock, M6 X 1.00, NI, Ss	1

**Fig. 16 - Hopper Group, Low Dump**

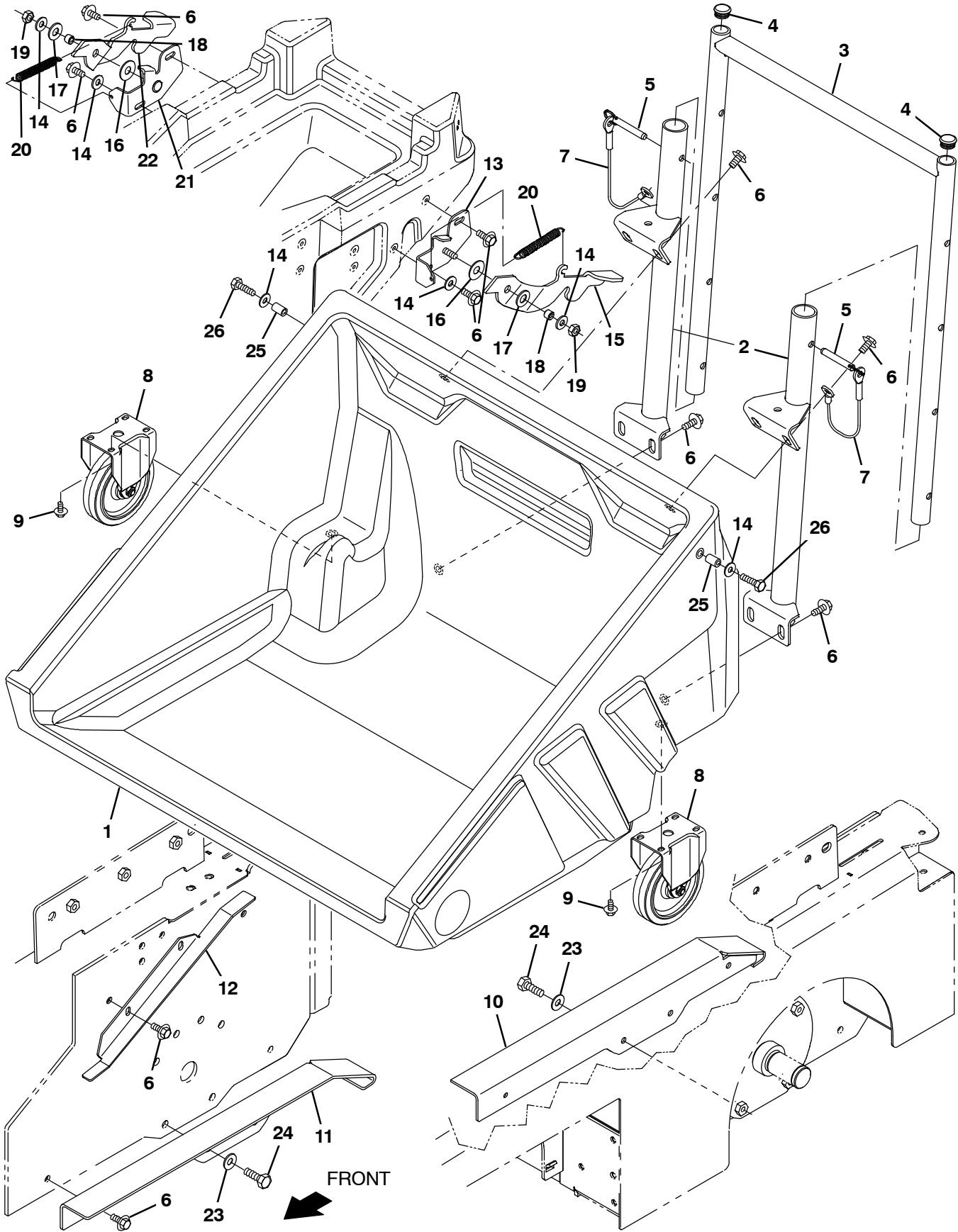


Fig. 16 – Hopper Group, Low Dump

Ref.	Part No.	Serial Number	Description	Qty.
1	9045174	(0000-	) Hopper Kit, Low Dump, Ci	1
2	1242075	(0000-	) Tube Wldt, Base	2
3	1244929	(0000-	) Handle, Tube, Wldt	1
4	1245060	(0000-	) Cap, Tube, 1.0	2
5	1242563	(0000-	) Pin, Hitch, .375d X 1.80l, Ss	2
6	1020341	(0000-	) Screw, Hex, M8 X 1.25 X 20, Ss, Sems	13
7	19676	(0000-	) Cable, Glv .09d 013.0l .38eye /.38eye	2
8	1239136	(0000-	) Wheel, Caster, 5.0 D, Non Swivel	2
9	1034731	(0000-	) Screw, Hex, M6 X 1.00 X 16, Sems, Ss	8
10	1236950	(0000-	) Bracket, Sppt, Hopper, Lh	1
11	1238648	(0000-	) Bracket, Sppt, Hopper, Rh	1
12	1237171	(0000-	) Bracket, Guide, Hpr	1
13	1247402	(0000-	) Plate Wldt, Spring, Latch, Lh	1
14	32491	(0000-	) Washer, Flat, 0.31, Std	4
15	1245992	(0000-	) Latch, Swing, Lh	1
16	86952	(0000-	) Washer, Flat, 0.52b 1.25d .06, Nyl	2
17	32486	(0000-	) Washer, Flat, 0.53b 1.06d .10, Stl, PI	2
18	1028690	(0000-	) Tube, 0.32id 0.50od 00.4l, Ss	2
19	08713	(0000-	) Nut, Hex, Lock, M8 X 1.25, NI, Ss	2
20	50304	(0000-	) Spring, Extn, 0.50od 0.06wir 04.0l	2
21	1247470	(0000-	) Plate Wldt, Spring, Latch, Rh	1
22	1246412	(0000-	) Latch, Swing, Rh	1
23	32492	(0000-	) Washer, Flat, 0.38, Std	4
24	39284	(0000-	) Screw, Hex, M10 X 1.50 X 35, 8.8	4
25	51562	(0000-	) Tube, 0.33id 0.51od 00.8l, Stl, PI	2
26	59658	(0000-	) Screw, Hex, M8 X 1.25 X 35, NI, Ss	2

Fig. 17 - Hopper Filter Box Cover Group

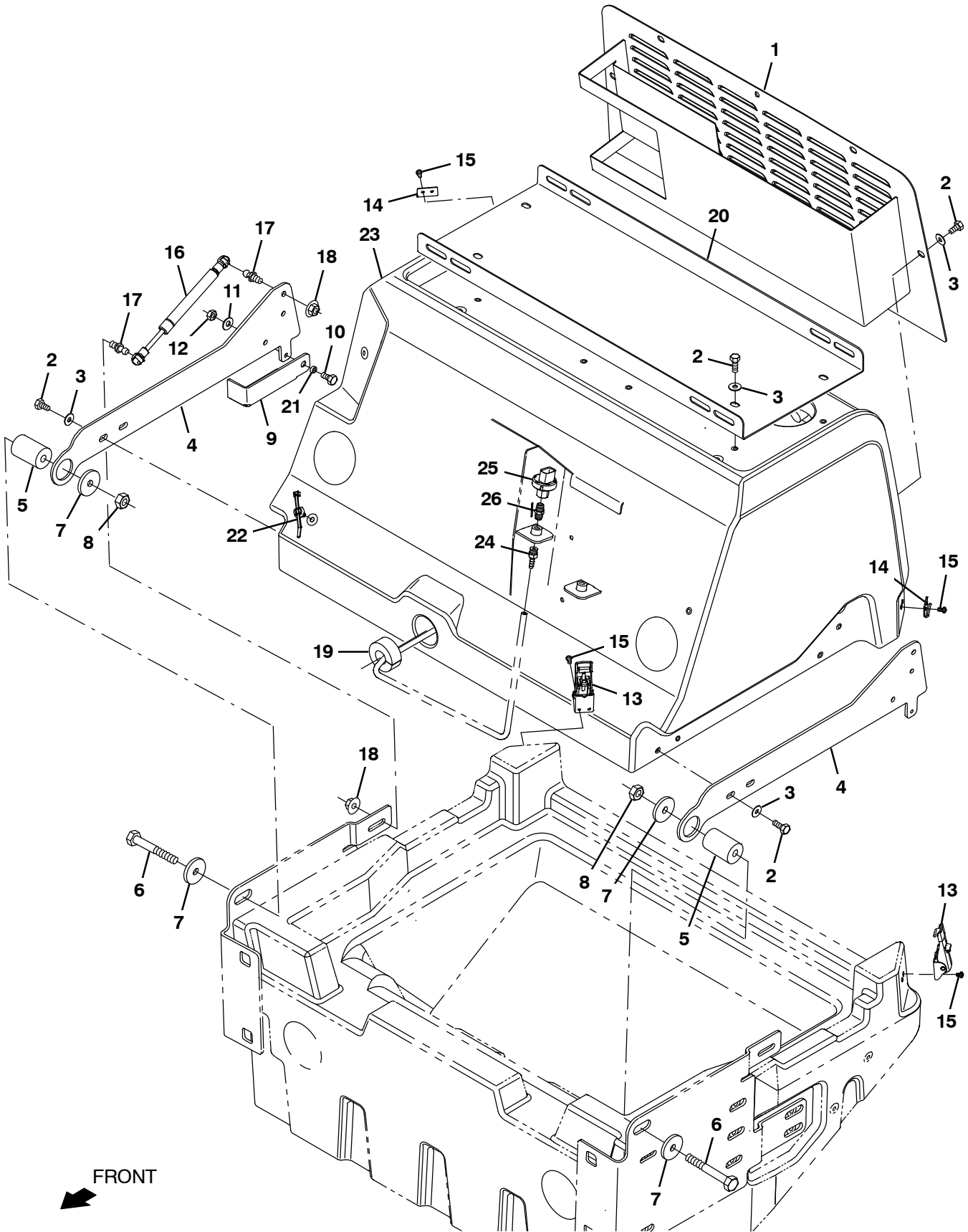


Fig. 17 – Hopper Filter Box Cover Group

Ref.	Part No.	Serial Number	Description	Qty.
1	1248708	(0000-	) Cover Wldt, Louvered	1
2	11635	(0000-	) Screw, Hex, M6 X 1.00 X 12, NI, Ss	16
3	01684	(0000-	) Washer, Flat, 0.27b 0.69d .05, Ss	16
4	1249821	(0000-	) Bracket, Pivot, Cover	2
5	1249550	(0000-	) Shaft, Pivot	2
6	06965	(0000-	) Screw, Hex, M10 X 1.50 X 80, 8.8	2
7	36996	(0000-	) Washer, Flat, 0.41b 1.50d .19, Stl, PI	4
8	41430	(0000-	) Nut, Hex, Lock, M10 X 1.5, NI	2
9	1248212	(0000-	) Arm, Prop	1
10	06942	(0000-	) Screw, Hex, M6 X 1.00 X 16, 8.8	1
11	32490	(0000-	) Washer, Flat, 0.25, Std	1
12	08708	(0000-	) Nut, Hex, Lock, M6 X 1.00, NI	1
13	1222018	(0000-	) Latch, Door, Yel	2
14	384419	(0000-	) Bracket, Latch, Keeper [Southco]	2
15	06925	(0000-	) Screw, Pan, Phl, M4 X 0.70 X 6, 4.8	8
16	1245866	(0000-	) Gasspring, 90lb, 3.15strk	1
17	1205551	(0000-	) Stud, Ball, 10mm Ball, M8x1.25 Stud	2
18	07791	(0000-	) Nut, Hex, Flng, M8 X 1.25	2
19	1241323	(0000-	) Seal, Foam, 0.50, 1.00w, 13.6l	2
20	1246162	(0000-	) Plate, Cover	2
21	80491	(0000-	) Sleeve, P/M, 0.25b 0.38d 0.2l [430ss]	1
22	1210807	(0000-	) Wire, Tie [W/.25" Fir Tree Clip]	1
23	1242036	(0000-	) Cover, Filterbox, Trimmed	1
24	40607	(0000-	) Fitting, Brs, Str, Bm03/Pm02	1
25	1238155	(0000-	) Sensor, Press, 5.0 Inch	1
26	1238921	(0000-	) Fitting, Brs, Pm02/Pm02, W/ Fltr	1

Fig. 18 - Hopper Vacuum Fan Group

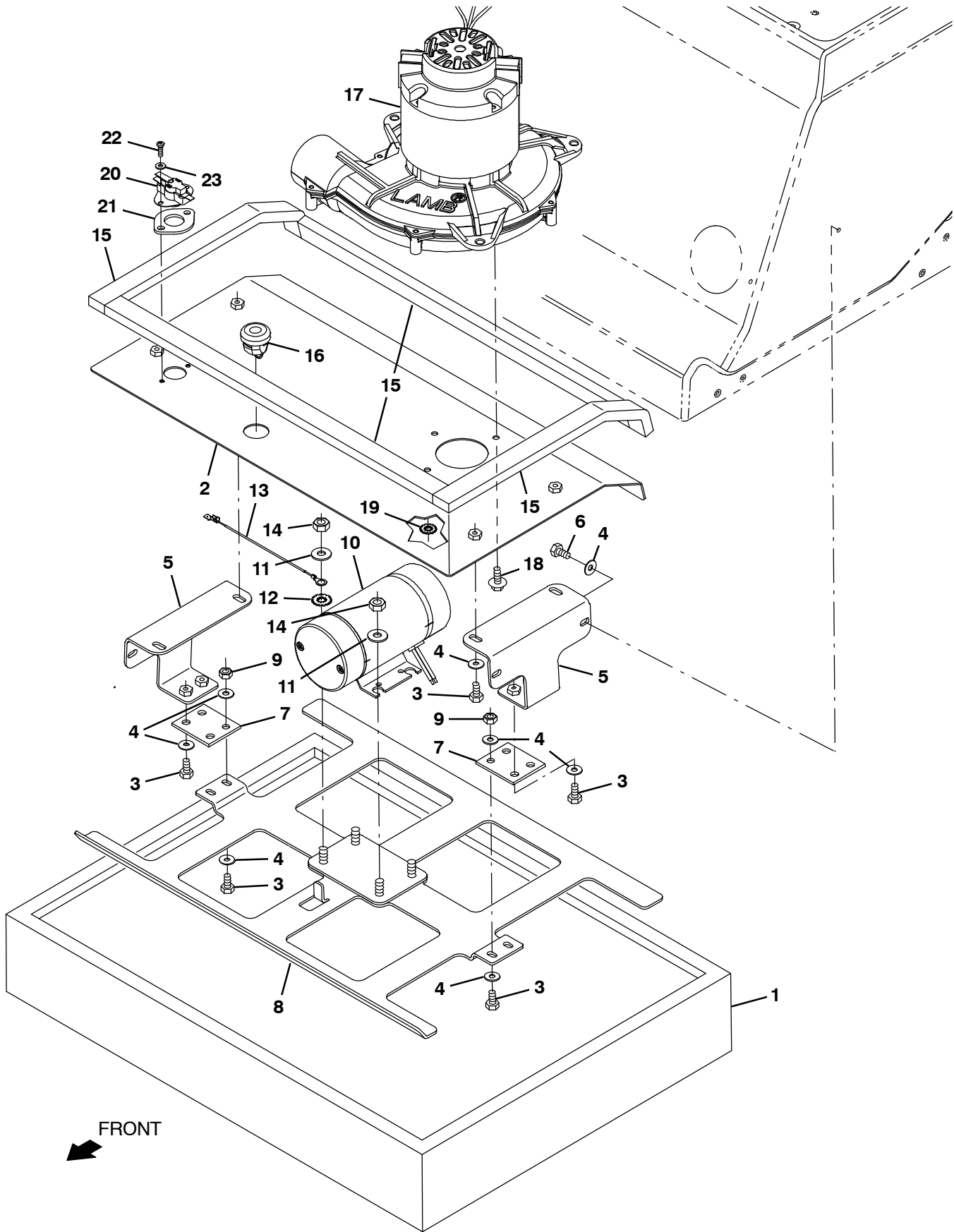


Fig. 18 – Hopper Vacuum Fan Group

Ref.	Part No.	Serial Number	Description	Qty.	
1	1238116	(0000-	) Filter, Dust, Panel 4.2 X 19.2 X 26.0	1	
2	1240955	(0000-	) Plate Wldt, Mtg, Fan	1	
3	11329	(0000-	) Screw, Hex, M6 X 1.00 X 16, NI, Ss	12	
4	01684	(0000-	) Washer, Flat, 0.27b 0.69d .05, Ss	16	
5	1238507	(0000-	) Bracket Wldt, Shagr, Mtg	2	
6	11635	(0000-	) Screw, Hex, M6 X 1.00 X 12, NI, Ss	4	
7	1235145	(0000-	) Hinge, Shaker	2	
8	1235128	(0000-	) Plate Wldt, Shagr, Fltr	1	
9	08708	(0000-	) Nut, Hex, Lock, M6 X 1.00, NI	4	
10	1241947	(0000-	) Motor, Ele, 36vdc, Shagr, UI	1	
11	32491	(0000-	) Washer, Flat, 0.31, Std	3	
12	41141	(0000-	) Washer, Lock, Int-Ext, 0.31	1	
13	1074344	(0000-	) Harness, Ele [Ring With .250m Tail]	1	
14	08713	(0000-	) Nut, Hex, Lock, M8 X 1.25, NI, Ss	4	
15	1046422	(0000-	) Seal, Afmkt, Rbr, Open, Adh, 08ft	1	
16	1051199	(0000-	) Strainrelief	1	
▽	17	1215180	(0000-	) Fan, Vacuum, 8.7d, 036vdc, 1 Stage	1
▲		1254664	(0000-	) Brush Kit, Motor, Fan	1
18	1034731	(0000-	) Screw, Hex, M6 X 1.00 X 16, Sems, Ss	4	
19	41140	(0000-	) Washer, Lock, Int-Ext, 0.25	1	
20	367679	(0000-	) Switch, Thermal, 160deg, Spdt	1	
21	82733	(0000-	) Gasket, Sensor, Thermal	1	
22	06927	(0000-	) Screw, Pan, Phl, M4 X 0.70 X 16, 4.8	2	
23	19065	(0000-	) Washer, Flat, 0.19b 0.44d .05, PI, 08	2	

Fig. 19 - Hopper Filter Box Housing Group

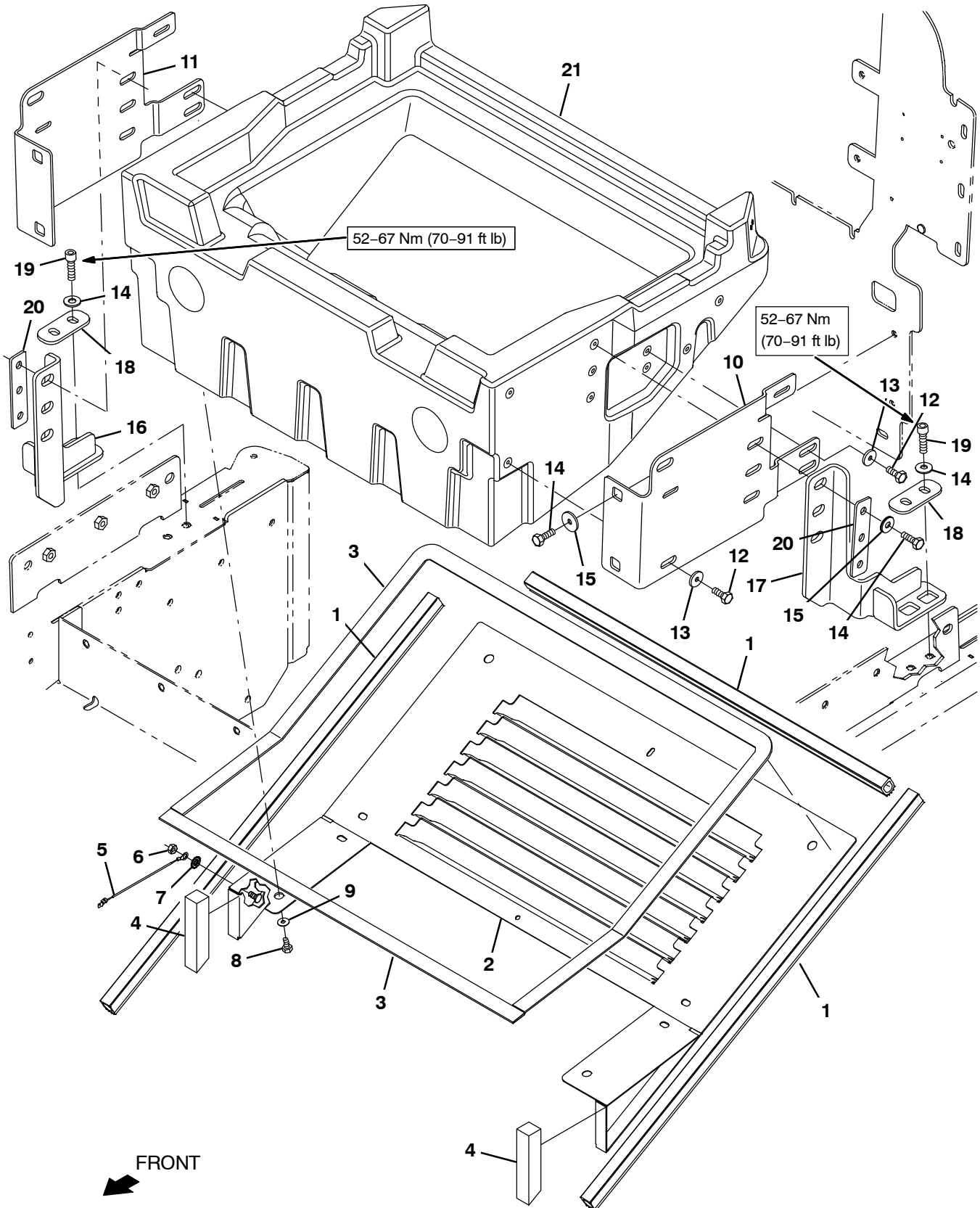




Fig. 19 – Hopper Filter Box Housing Group

Ref.	Part No.	Serial Number	Description	Qty.
1	1227096	(0000-	) Seal, Afmkt, Bulb, Str, 1.12, 0.88w 08ft	1
2	1239703	(0000-	) Plate Wldt, Permafilter	1
3	1255026	(0000-	) Seal, Afmkt, Rbr, Clsd, Adh, 08ft	1
4	1239057	(0000-	) Seal, Foam, 1.00 1.00w 5.0l	2
5	1074344	(0000-	) Harness, Ele [Ring With .250m Tail]	1
6	08708	(0000-	) Nut, Hex, Lock, M6 X 1.00, NI	1
7	41140	(0000-	) Washer, Lock, Int-Ext, 0.25	1
8	09744	(0000-	) Screw, Hex, M6 X 1.00 X 12, Ss	10
9	01684	(0000-	) Washer, Flat, 0.27b 0.69d .05, Ss	10
10	1249631	(0000-	) Bracket, Mtg, Hsng, Lh	1
11	1249633	(0000-	) Bracket, Mtg, Hsng, Rh	1
12	12273	(0000-	) Screw, Hex, M8 X 1.25 X 20, NI, Ss	8
13	1017218	(0000-	) Washer, Flat, 0.32b 1.00d .12, Ss	8
14	32492	(0000-	) Washer, Flat, 0.38, Std	14
15	03192	(0000-	) Screw, Hex, M10 X 1.50 X 30, 8.8	14
16	1247096	(0000-	) Stop Wldt, Rh	1
17	1245127	(0000-	) Stop Wldt, Lh	1
18	1247076	(0000-	) Plate, Washer	2
19	41349	(0000-	) Screw, Soc, M10 X 1.50 X 30, 12.9	4
20	1252842	(0000-	) Plate, Washer	2

Fig. 20 – Hopper Group, High Dump

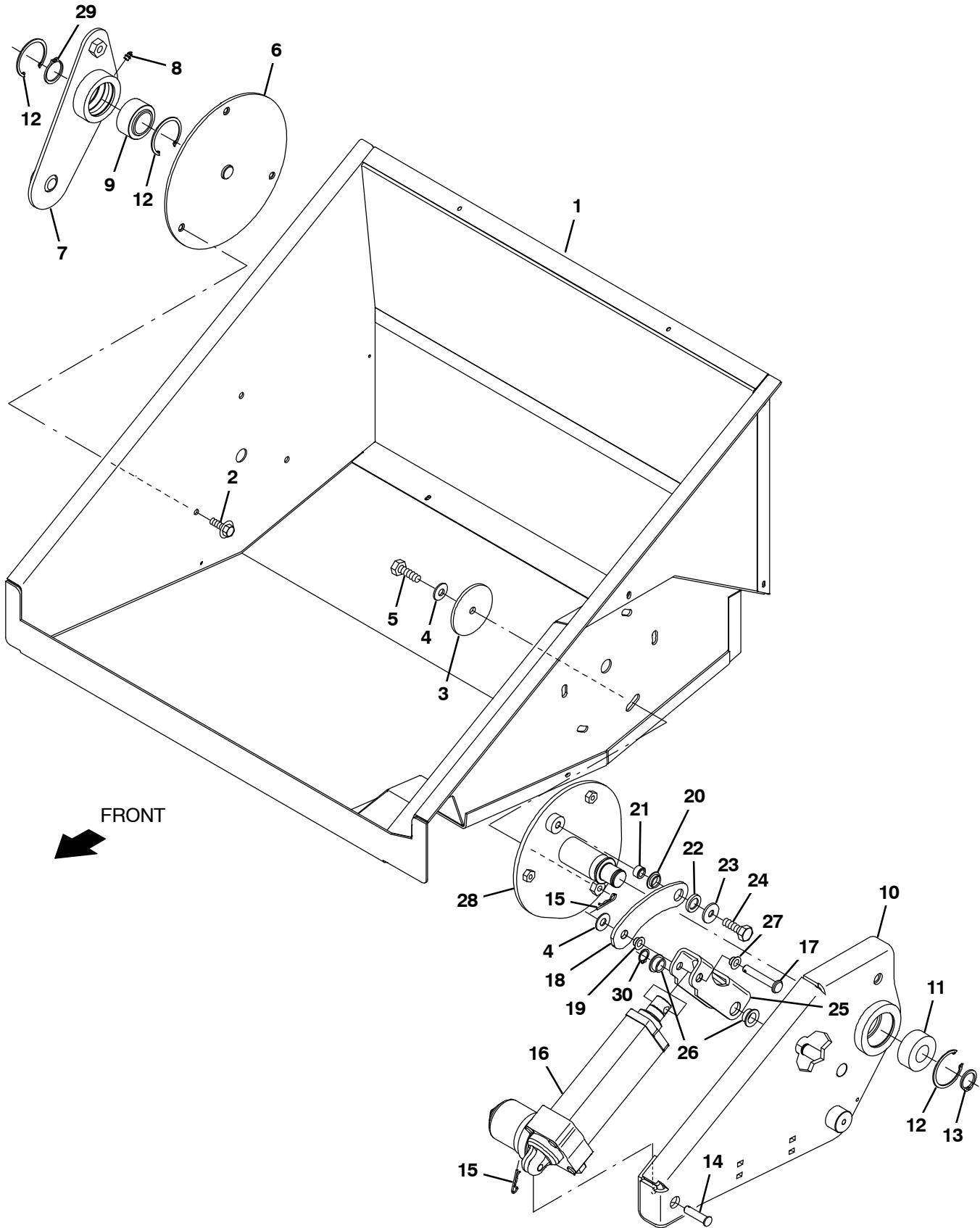


Fig. 20 – Hopper Group, High Dump

Ref.	Part No.	Serial Number	Description	Qty.	
1	1241120	(0000-	) Hopper Wldt	1	
2	1020341	(0000-	) Screw, Hex, M8 X 1.25 X 20, Ss, Sems	7	
3	1248652	(0000-	) Plate, Hppr, Pivot	1	
4	32492	(0000-	) Washer, Flat, 0.38, Std	1	
5	09028	(0000-	) Screw, Hex, M10 X 1.50 X 25, Ss	1	
6	1236758	(0000-	) Pivot Wldt	1	
▽	9045170	(0000-	) Hopper Kit, Roll Wldt, Rh, Ci	1	
▲	7	1236500	(0000-	) Plate Wldt, Mtg, Hppr, Rh	1
▲	8	07259	(0000-	) Fitting, Grease, Str Pm04 .47l	1
▲	9	42120	(0000-	) Bearing, Self Align, 0.75b 1.25d	1
28	1236759	(0000-	) Pivot Wldt, Lh	1	
10	1236501	(0000-	) Plate Wldt, Mtg, Hppr, Lh	1	
11	1217080	(0000-	) Bearing, Ball, 1.00b 2.05d .811w 2row	1	
12	59542	(0000-	) Ring, Retaining, Int, 2.00d	3	
13	386962	(0000-	) Ring, Retaining, Ext, 1.00d	1	
14	1009356	(0000-	) Pin, Clevis, 10mmd X 040mml	1	
15	86866	(0000-	) Pin, Cotter, Hair, 0.38d .072 Wir	2	
16	1237883	(0000-	) Actuator, 36vdc, 05.0strk, 900lb	1	
17	1252361	(0000-	) Pin, Clevis, 10mmd X 60mml [304ss]	1	
▽	9045172	(0000-	) Hopper Kit, Link, Roll, Ci	1	
▲	18	1236687	(0000-	) Plate, Coupler	1
▲	19	1250579	(0000-	) Bushing, Flng, 10mmb 12mmd 7mml	1
▲	20	1238839	(0000-	) Bushing, Flng, 16mmb 18mmd 6mml	1
21	1250601	(0000-	) Sleeve, 10.1mmb 16.0mmd 9.5mml	1	
22	1238844	(0000-	) Washer, Flat, 0.67b 1.00d .13l, Nyl	1	
23	1014563	(0000-	) Washer, Flat, 0.40b 1.12d .12, Ss	1	
24	09028	(0000-	) Screw, Hex, M10 X 1.50 X 25, Ss	1	
▽	9045171	(0000-	) Hopper Kit, Link, Roll, Ci	1	
▲	25	1236686	(0000-	) Plate, Follower	1
▲	26	25735	(0000-	) Bushing, Flng, 0.63b 0.75d 0.38l	2
▲	27	1250579	(0000-	) Bushing, Flng, 10mmb 12mmd 7mml	1
29	58359	(0000-	) Retainer, Ring	1	

**Fig. 21 – Hopper Lift Arms Group, High Dump**

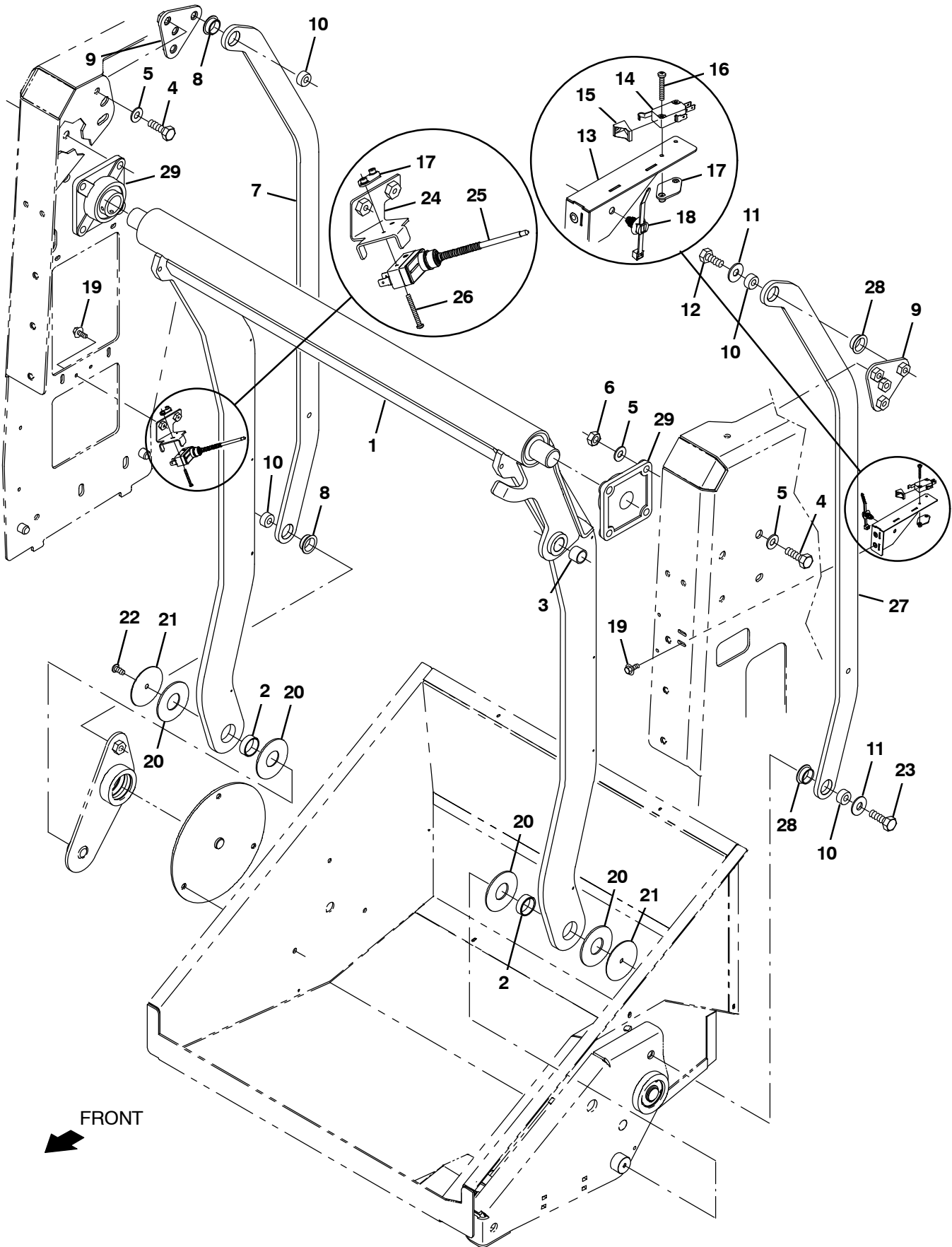


Fig. 21 – Hopper Lift Arms Group, High Dump

	Ref.	Part No.	Serial Number	Description	Qty.
▽	1	9045179	(0000–	) Hopper Kit, Arm, Lower, Ci [S16 Emea]	1
▲	2	1238976	(0000–	) Bushing, Sleeve, 1.25b 1.41d 0.50l	2
▲	3	364587	(0000–	) Bushing, Sleeve, 0.88b 1.00d 0.75l, Bnz	1
	4	06969	(0000–	) Screw, Hex, M12 X 1.75 X 40, 8.8	8
	5	32486	(0000–	) Washer, Flat, 0.53b 1.06d .10, Stl, PI	22
	6	08711	(0000–	) Nut, Hex, Lock, M12 X 1.75, NI	8
▽		9045153	(0000–	) Hopper Kit, Arm, Upper, Rh, Ci	1
▲	7	1237856	(0000–	) Arm, Lift, Upper	1
▲	8	1247766	(0000–	) Bushing, Flng, 25.0mmb 28.0mmd 11.0mml	2
	9	1238420	(0000–	) Plate Wldt, Tower, Adj	2
	10	1241180	(0000–	) Sleeve, 25.0mmd 12.2mmb 11.8mml	4
	11	32493	(0000–	) Washer, Flat, 0.56b 1.38d .11, Stl, PI	2
	12	41346	(0000–	) Screw, Hex, M12 X 1.75 X 30, 8.8	8
	13	1246828	(0000–	) Switch Wldt, Hppr	1
	14	1215716	(0000–	) Switch, 0.1a, Spdt[Micro, Gold Contacts]	1
	15	600372	(0000–	) Boot, Switch	1
	16	06923	(0000–	) Screw, Pan, Phl, M3 X 0.50 X 25, 4.8	2
	17	1013705	(0000–	) Plate, Thread, Switch, M3 Nut, 96hr PI	2
	18	1210807	(0000–	) Wire, Tie [W/.25" Fir Tree Clip]	1
	19	1034731	(0000–	) Screw, Hex, M6 X 1.00 X 16, Sems, Ss	2
	20	384306	(0000–	) Washer, Flat, 1.26b 3.00d .12, Pye	2
	21	1236882	(0000–	) Plate, Retainer	2
	22	17284	(0000–	) Screw, Btn, M8 X 1.25 X 16, Ss	2
	23	06968	(0000–	) Screw, Hex, M12 X 1.75 X 35, 8.8	1
	24	1250313	(0000–	) Bracket Wldt, Mtg, Switch	1
	25	1246200	(0000–	) Switch, Wobble, Spdt, 250vac, 15a	1
	26	06924	(0000–	) Screw, Pan, Phl, M3 X 0.50 X 30, 4.8	2
▽		9045154	(0000–	) Hopper Kit, Arm, Upper, Lh, Ci	1
▲	27	1237856	(0000–	) Arm, Lift, Upper	1
▲	28	1247766	(0000–	) Bushing, Flng, 25.0mmb 28.0mmd 11.0mml	2
	29	1236479	(0000–	) Bearing, Flng, 4hole, 35mmb	2

**Fig. 22 – Hopper Hydraulic Lift Cylinder Group, High Dump**

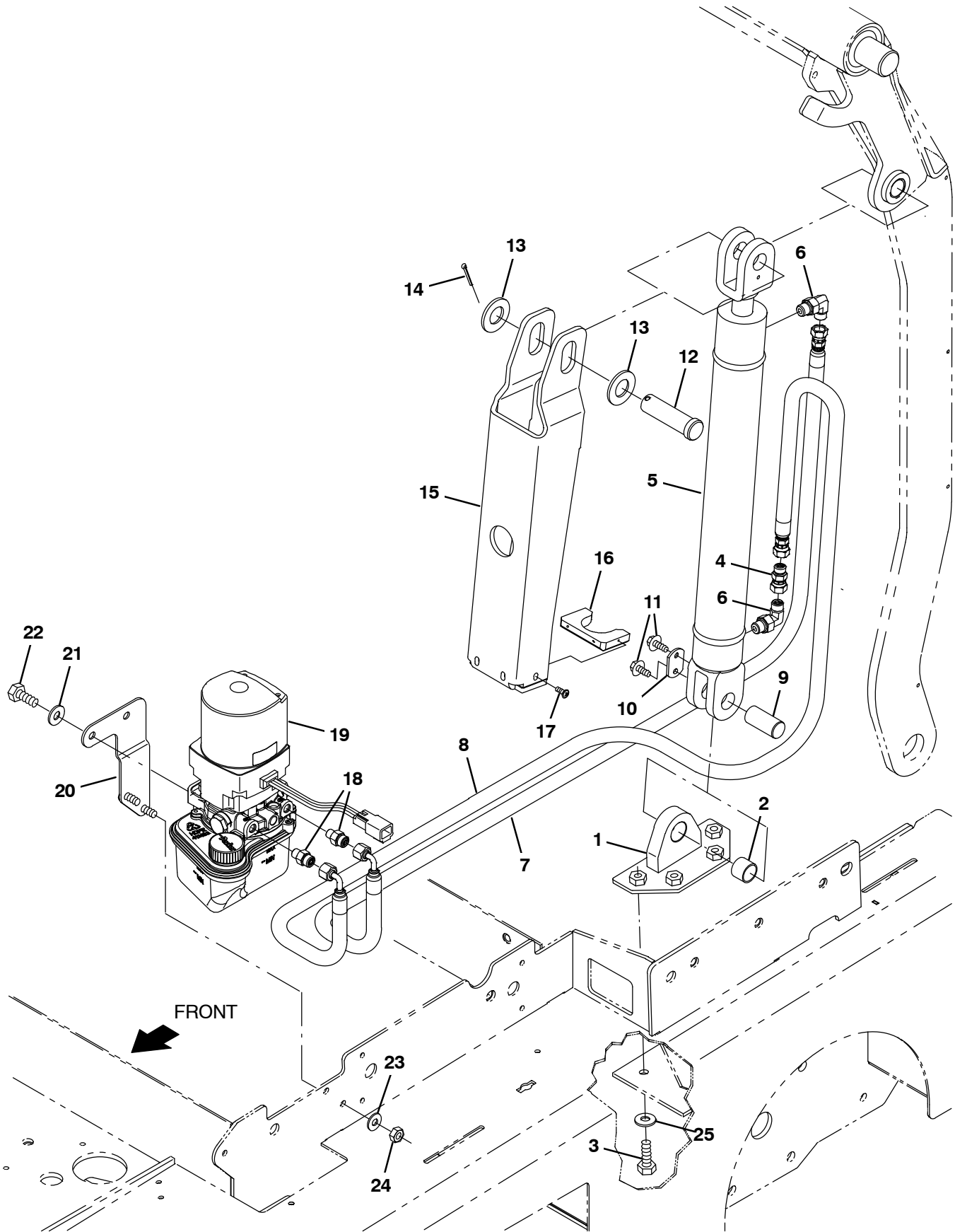


Fig. 22 – Hopper Hydraulic Lift Cylinder Group, High Dump

Ref.	Part No.	Serial Number	Description	Qty.
▽	9045173	(0000-	) Hopper Kit, Lug, Cyl, Ci	1
▲	1 1238415	(0000-	) Plate, Cyl, Mount	1
▲	2 364587	(0000-	) Bushing, Sleeve, 0.88b 1.00d 0.75l, Bnz	1
	3 03192	(0000-	) Screw, Hex, M10 X 1.50 X 30, 8.8	4
	4 1067059	(0000-	) Fitting, Hyd, Rst, Fm04/Of04, .047	1
	5 1029646	(0000-	) Cylinder, Hyd, 2.0b 24.1l 15.00strk 3000	1
	6 762425	(0000-	) Fitting, Hyd, E90, Fm04/Om06	2
	7 1243991	(0000-	) Hose, Hyd, Med04, Of04e90/Of04str, 046.8	1
	8 1243989	(0000-	) Hose, Hyd, Med04, Of04e90/Of04str, 059.3	1
	9 1018226	(0000-	) Pin, 0.87d 01.8l, 1/M6 X 1.0, 1cham,Stl	1
	10 72897	(0000-	) Plate, Pin, Clevis, Upper	1
	11 1034731	(0000-	) Screw, Hex, M6 X 1.00 X 16, Sems, Ss	1
	12 1242063	(0000-	) Pin, Clevis, 0.88d X 3.00l	1
	13 31705	(0000-	) Washer, Flat, 0.88, Sae	2
	14 08175	(0000-	) Pin, Cotter, .125 X 1.25	1
	15 1238583	(0000-	) Plate, Safety, Cyl	1
	16 383940	(0000-	) Guide, Cyl	1
	17 360973	(0000-	) Screw, Pan, Phl, 12-16 X 0.50, F/ Plstc	4
	18 762428	(0000-	) Fitting, Hyd, Str, Fm04/Om04	1
	19 1244110	(0000-	) Pump, Hyd, 36vdc, Isolated	1
	20 1239488	(0000-	) Bracket, Hyd	1
	21 01686	(0000-	) Washer, Flat, 0.44b 1.00d .08, Ss	2
	22 06921	(0000-	) Screw, Pan, Phl, M3 X 0.50 X 16, 4.8	2
	23 01685	(0000-	) Washer, Flat, 0.38b 0.88d .08, Ss	2
	24 08713	(0000-	) Nut, Hex, Lock, M8 X 1.25, NI, Ss	2
	25 32492	(0000-	) Washer, Flat, 0.38, Std	4

Fig. 23 – Electrical Circuit Board Group

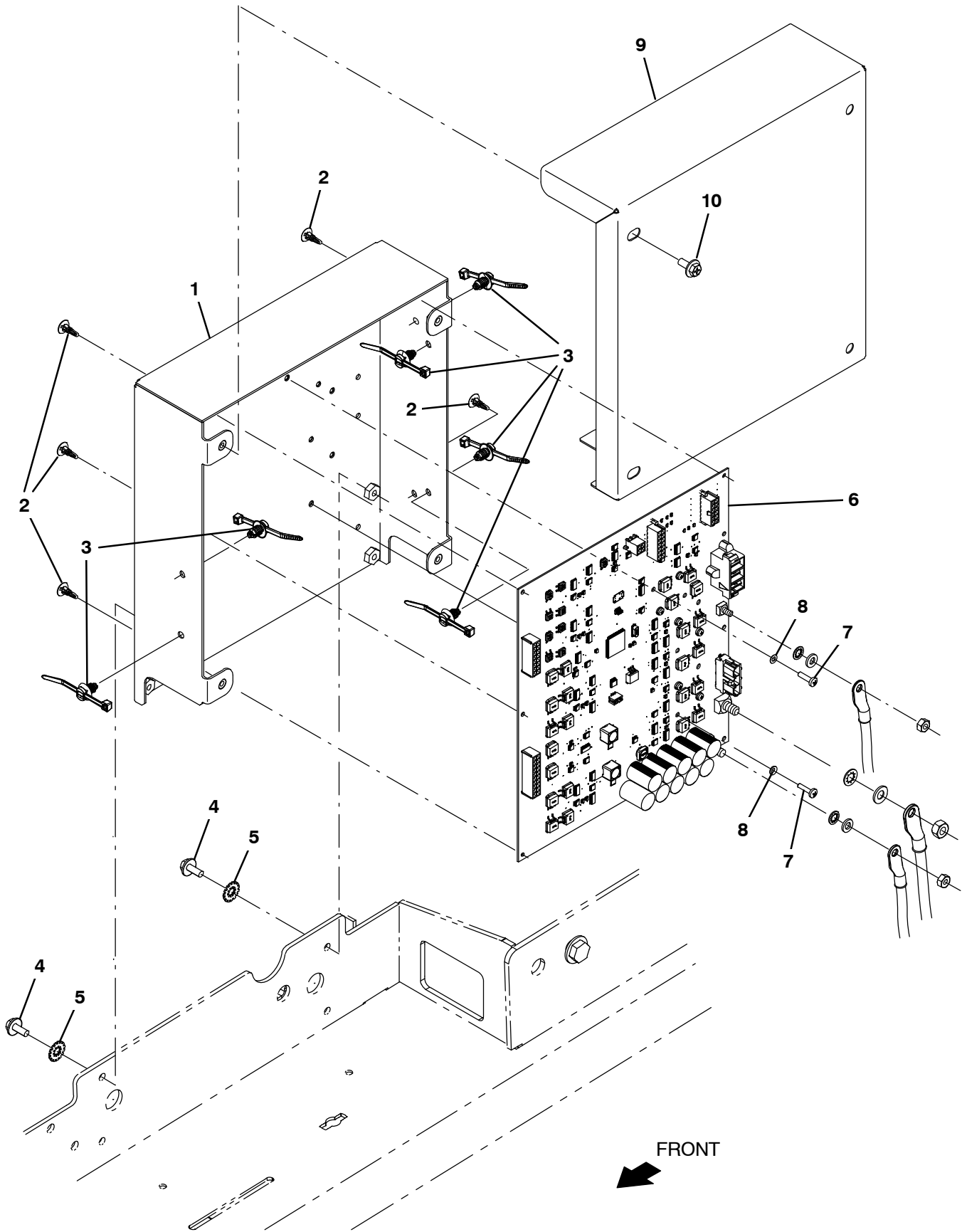




Fig. 23 – Electrical Circuit Board Group

Ref.	Part No.	Serial Number	Description	Qty.
1	1239687	(0000–	) Housing Wldt, Cntrl	1
2	1210399	(0000–	) Stand–Off, Circuitboard [0.25"]	8
3	1210807	(0000–	) Wire, Tie [W/.25" Fir Tree Clip]	6
4	1034731	(0000–	) Screw, Hex, M6 X 1.00 X 16, Sems, Ss	4
5	41140	(0000–	) Washer, Lock, Int–Ext, 0.25	4
6	9045269*	(0000–	) Circuitboard, Assy [Sweep, Jetmore]	1
7	06927	(0000–	) Screw, Pan, Phl, M4 X 0.70 X 16, 4.8	6
8	1202860	(0000–	) Washer, Flat, 0.17b 0.31d .03, Nyl	6
9	1239452	(0000–	) Cover, Box, Controls	4
10	1034731	(0000–	) Screw, Hex, M6 X 1.00 X 16, Sems, Ss	4

\* Requires Tennant *True* service or an authorized Tennant service provider.

Fig. 24 - Electrical Box Group

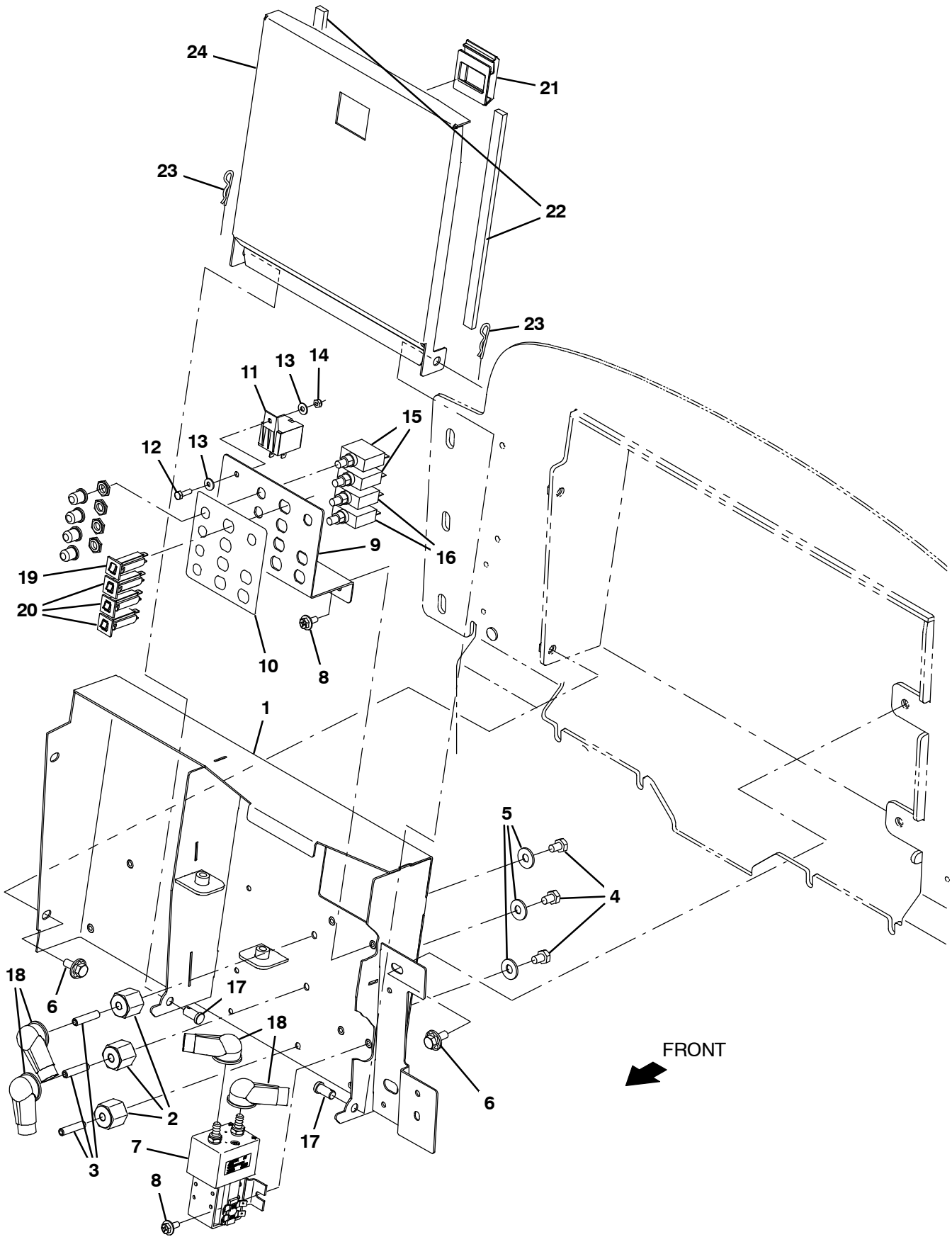


Fig. 24 – Electrical Box Group

Ref.	Part No.	Serial Number	Description	Qty.
1	1251303	(0000–	) Bracket Wldt, Mount, Charger	1
2	1205345	(0000–	) Stand–Off, Wir, M8, Insulator, Panel	3
3	607461	(0000–	) Screw, Set, M8 X 1.25 X 35, NI	3
4	386868	(0000–	) Screw, Hex, M8 X 1.25 X 12, Ss	3
5	01685	(0000–	) Washer, Flat, 0.38b 0.88d .08, Ss	3
6	1020341	(0000–	) Screw, Hex, M8 X 1.25 X 20, Ss, Sems	4
7	1068510	(0000–	) Contactor, 36vdc, 200a, Spst	1
8	1034731	(0000–	) Screw, Hex, M6 X 1.00 X 16, Sems, Ss	4
9	1251698	(0000–	) Bracket, Breaker, Rear	1
10	1242463	(0000–	) Label, Circuitbreaker, Rear	1
11	1229172	(0000–	) Relay, 36vdc, 025a, Spdt	1
12	24199	(0000–	) Screw, Hex, M5 X 0.80 X 16, Ss	1
13	01683	(0000–	) Washer, Flat, 10, Ss	2
14	09739	(0000–	) Nut, Hex, Lock, M5 X 0.80, NI, Ss	1
15	383727	(0000–	) Circuitbreaker, 40.0a, Resetable	2
16	383725	(0000–	) Circuitbreaker, 30.0a, Resetable	2
17	26341	(0000–	) Pin, Clevis, 0.37d X 0.75l	2
18	1016314	(0000–	) Boot, Bulb, .50id 1.00id 2.50l, Red	4
19	1064188	(0000–	) Circuitbreaker, 15.0a, Resetable	1
20	1064184	(0000–	) Circuitbreaker, 02.5a, Resetable	3
21	81855	(0000–	) Latch, Push, 1.5 X 1.8 [A3–50]	1
22	1063908	(0000–	) Seal, Afrmkt, Rbr, Clsd, Adh, 02ft	1
23	44906	(0000–	) Pin, Cotter, Hair, 0.38d .093 Wir	2
24	9045089	(0000–	) Cover Kit, Box, Elec, Afrmkt [S16 Emea]	1

**Fig. 25 – Electrical Box Wiring Group**

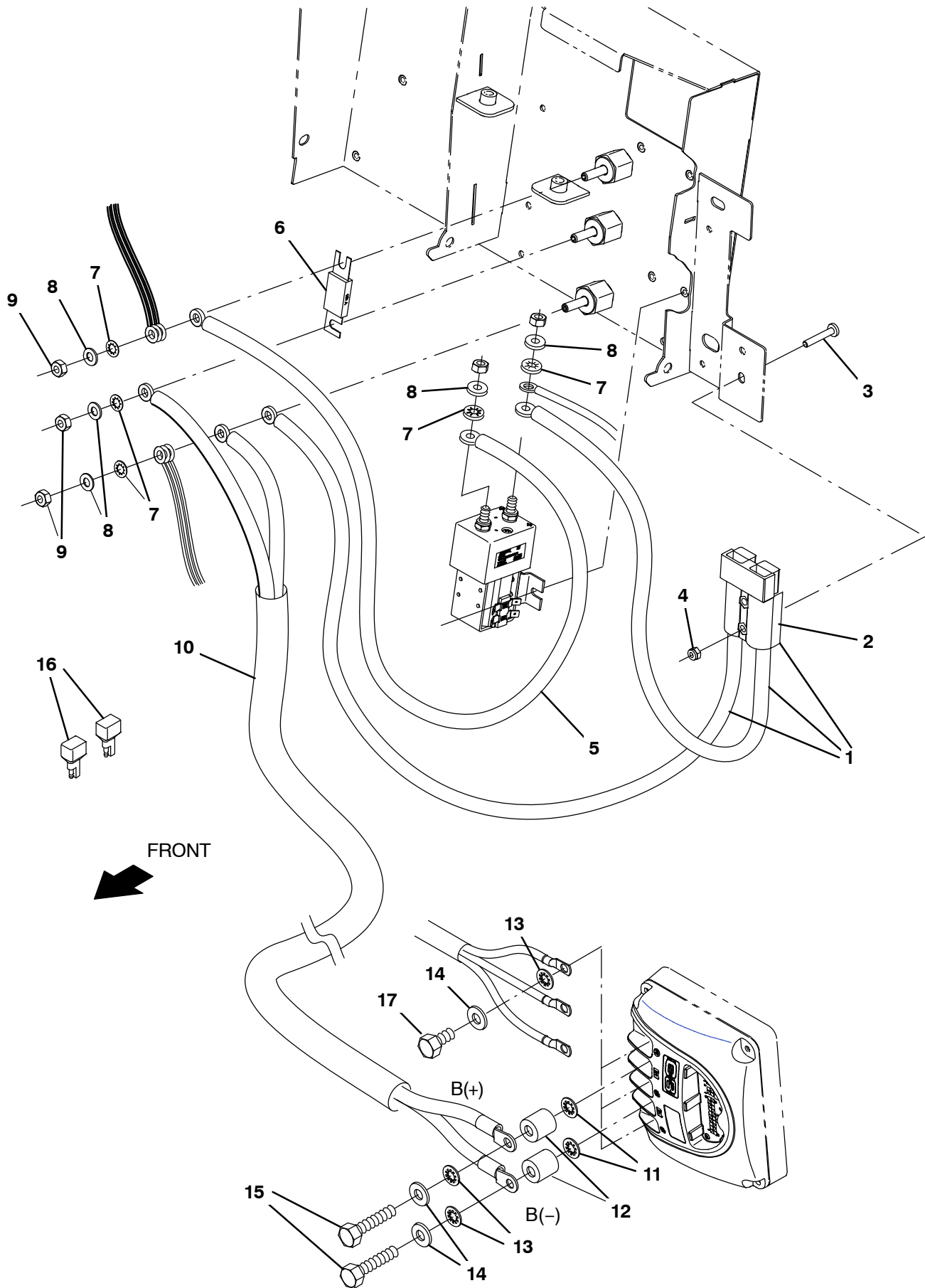


Fig. 24 – Electrical Box Wiring Group

	Ref.	Part No.	Serial Number	Description	Qty.
▽	1	1076643	(0000–	) Cable, Battery, 4ga, .31ring / .312ring	1
▲	2	22892	(0000–	) Connector, Anderson, 175a, Gray	1
	3	33944	(0000–	) Screw, Pan, Phl, M6 X 1.00 X 35, 4.8	2
	4	08708	(0000–	) Nut, Hex, Lock, M6 X 1.00, NI	2
	5	1076486	(0000–	) Cable, 04ga 5.5l Brown .31ring/.31ring	1
	6	87318	(0000–	) Fuse, 080a, 0.88 2.4l, 125volt,Slow–Blow	1
	7	32984	(0000–	) Washer, Lock, Int, 0.31	5
	8	39349	(0000–	) Washer, Flat, 0.31, Sae	5
	9	07786	(0000–	) Nut, Hex, Std, M8 X 1.25, Ss	3
	10	1076488	(0000–	) Cable Assy, 06ga [2 Wire, M6/M8 Ring]	1
	11	32984	(0000–	) Washer, Lock, Int, 0.31	2
	12	1206722	(0000–	) Sleeve, P/M, 0.25b 0.38d 0.8l	2
	13	32982	(0000–	) Washer, Lock, Int, 0.25	5
	14	32483	(0000–	) Washer, Flat, 0.25, Sae	5
	15	06946	(0000–	) Screw, Hex, M6 X 1.00 X 35, 8.8	2
	16	222290	(0000–	) Diode, Ele, Plug	2
	17	06942	(0000–	) Screw, Hex, M6 X 1.00 X 16, 8.8	3

Fig. 26 - Battery Tray Group

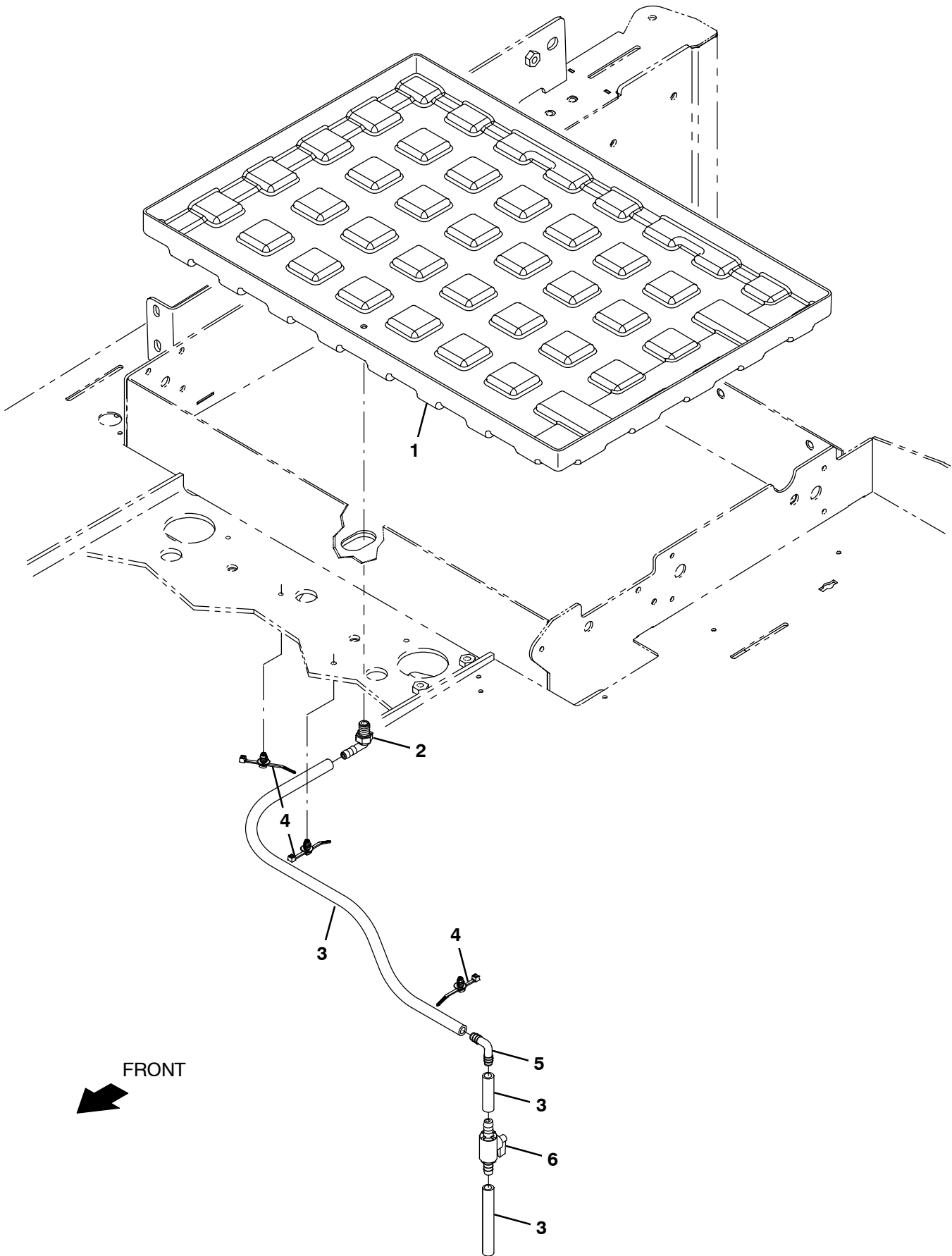


Fig. 26 - Battery Tray Group

Ref.	Part No.	Serial Number	Description	Qty.
1	369409	(0000-	) Tray, Battery	1
2	1248841	(0000-	) Fitting, Plstc, E90, Bm06/Pm04	1
3	1006416	(0000-	) Hose, Afmkt, Pvc, Clr, 0.38id, 03ft	1
4	1210807	(0000-	) Wire, Tie [W/.25" Fir Tree Clip]	3
5	20951	(0000-	) Fitting, Plstc, E90, Bm06/Bm06	1
6	1233940	(0000-	) Valve, Ball, Bm06/Bm06, Pvc, W/Handle	1





Fig. 27 – Wire Harnesses Group

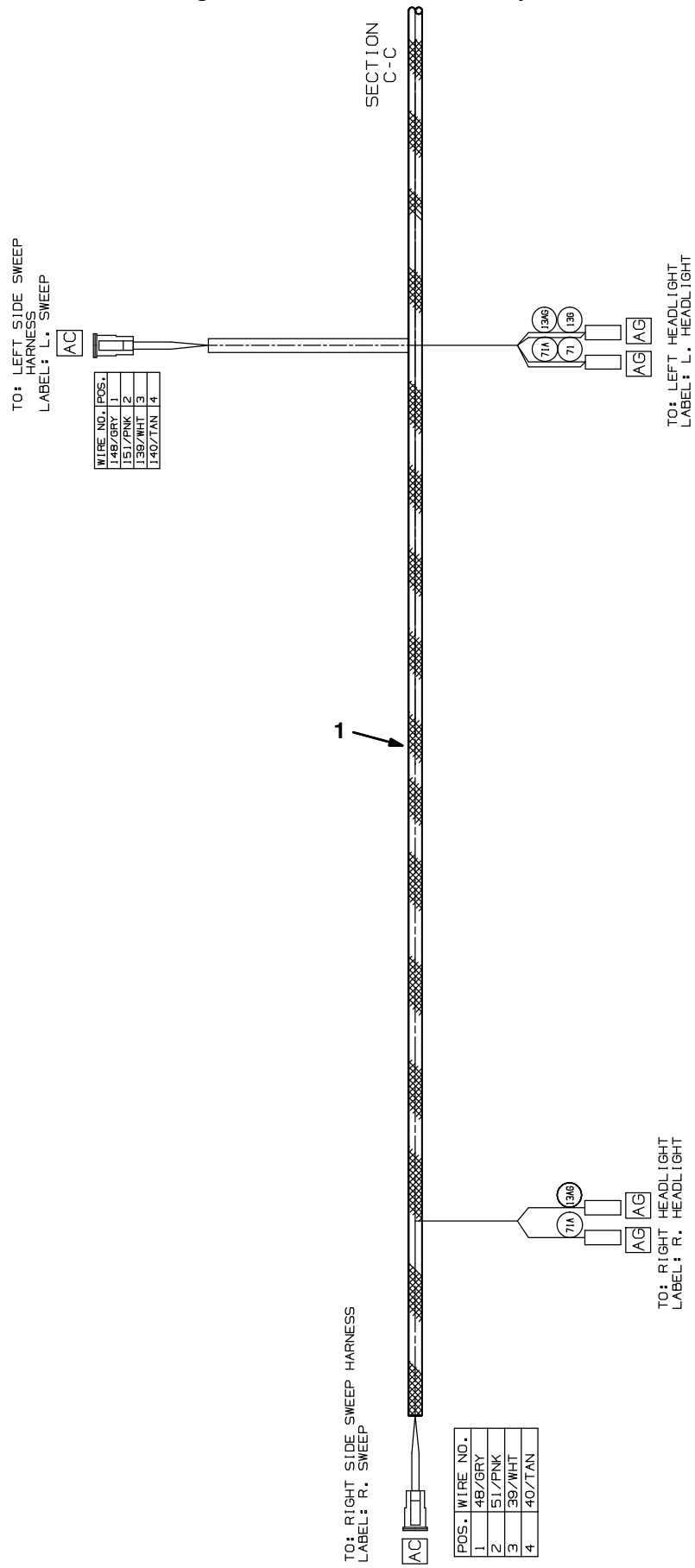


Fig. 27 - Wire Harness Group

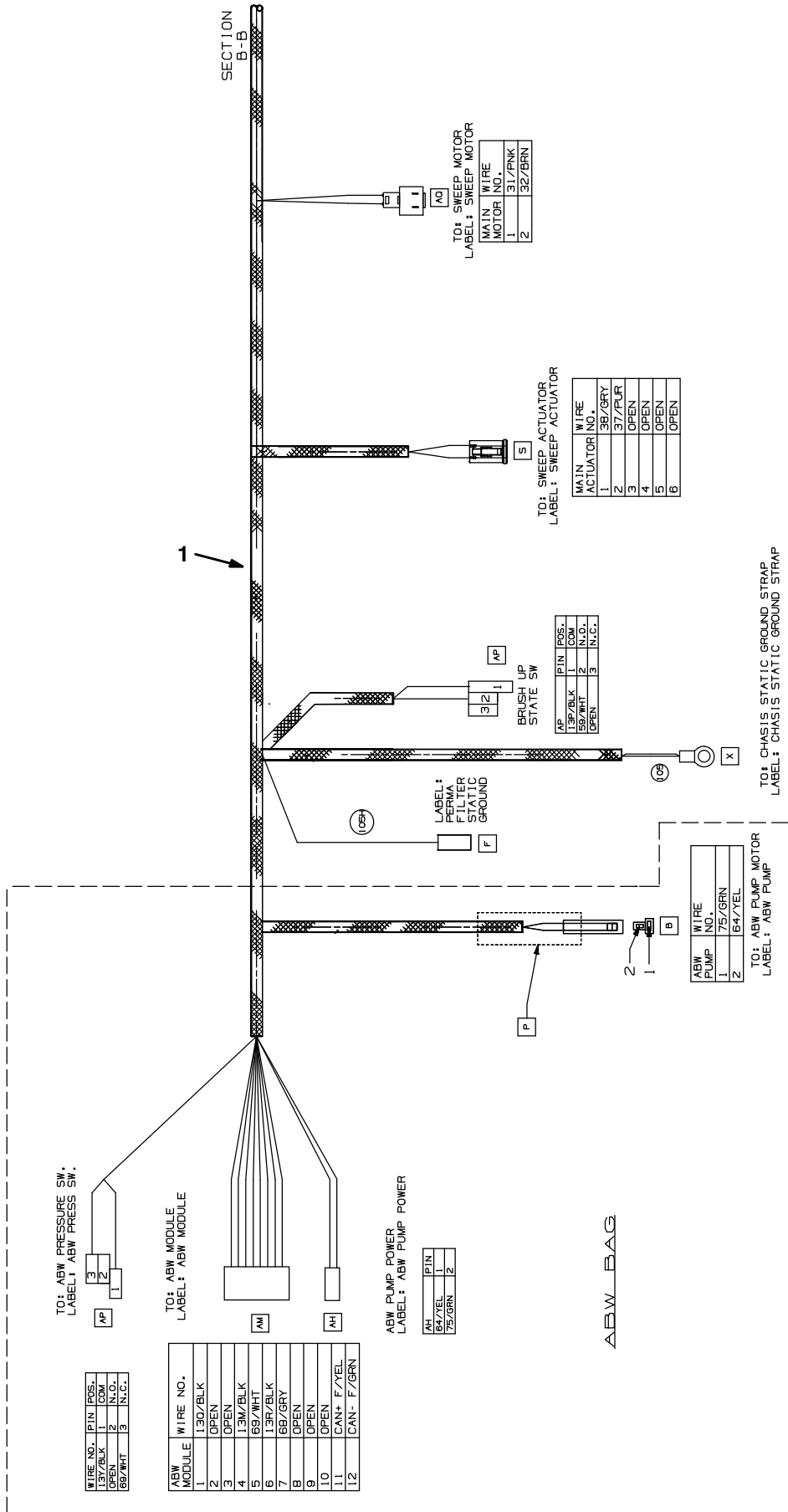
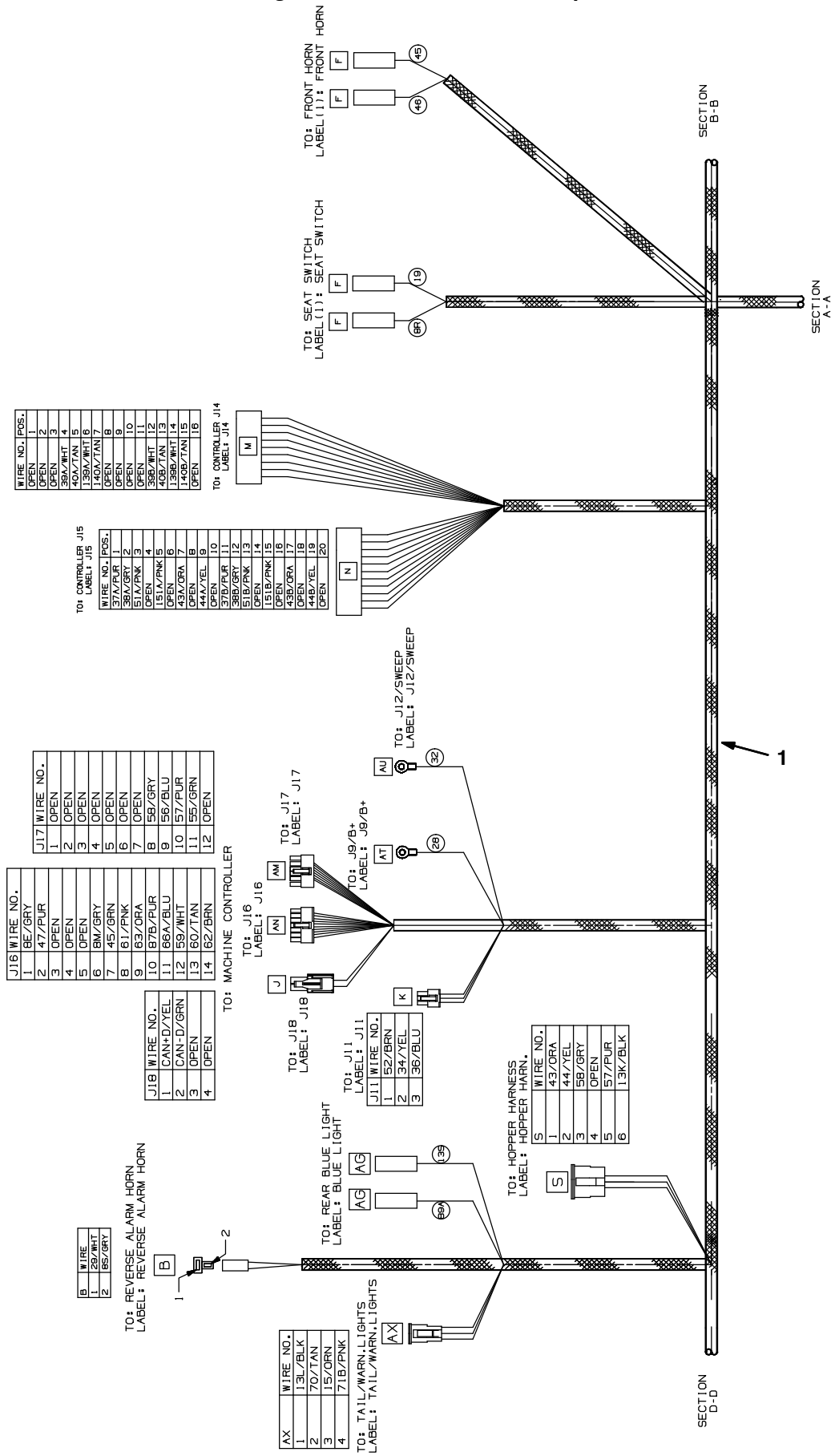


Fig. 27 - Wire Harness Group



## Fig. 27 – Wire Harness Group

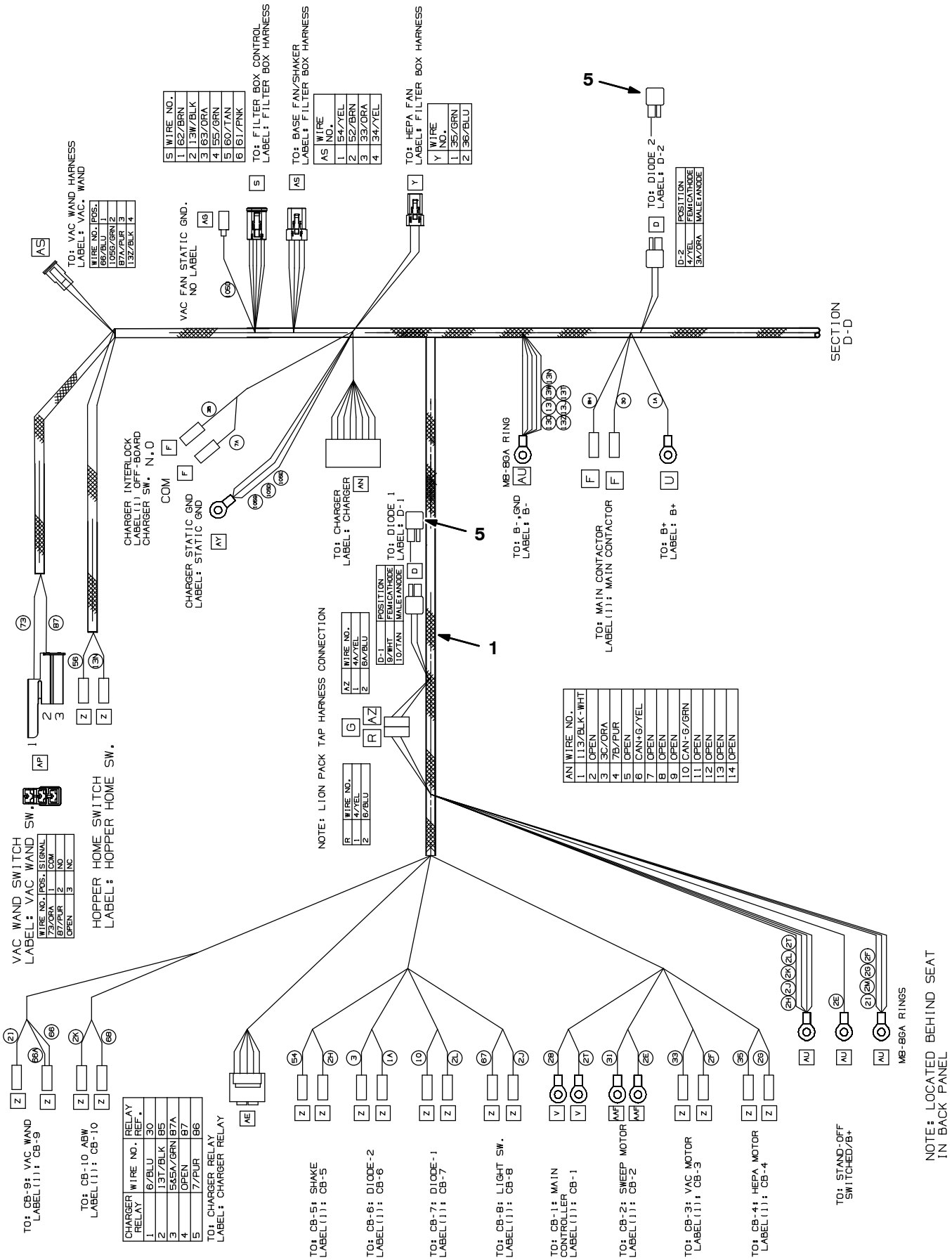


Fig. 27 - Wire Harnesses Group

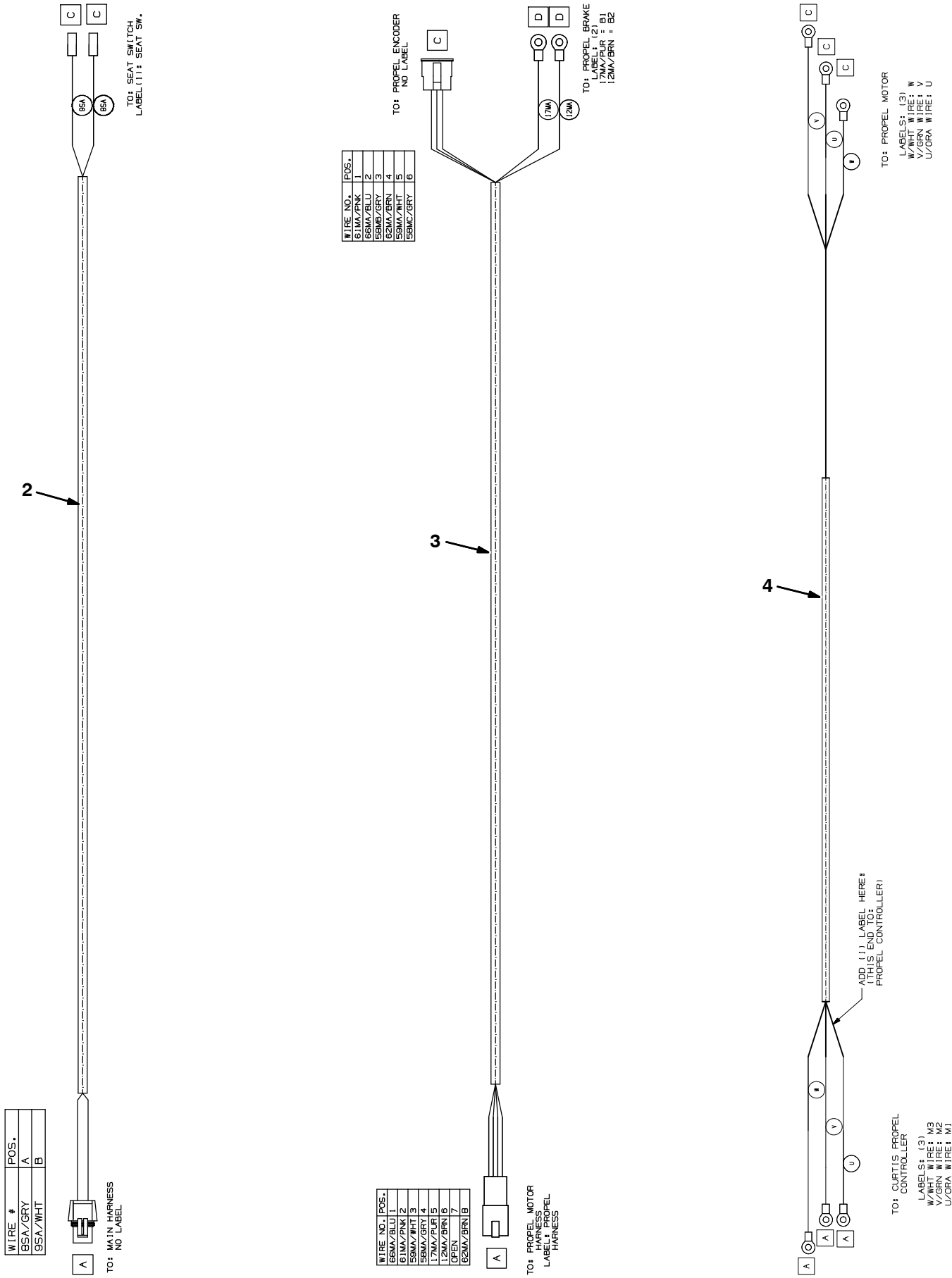


Fig. 27 - Wire Harnesses Group

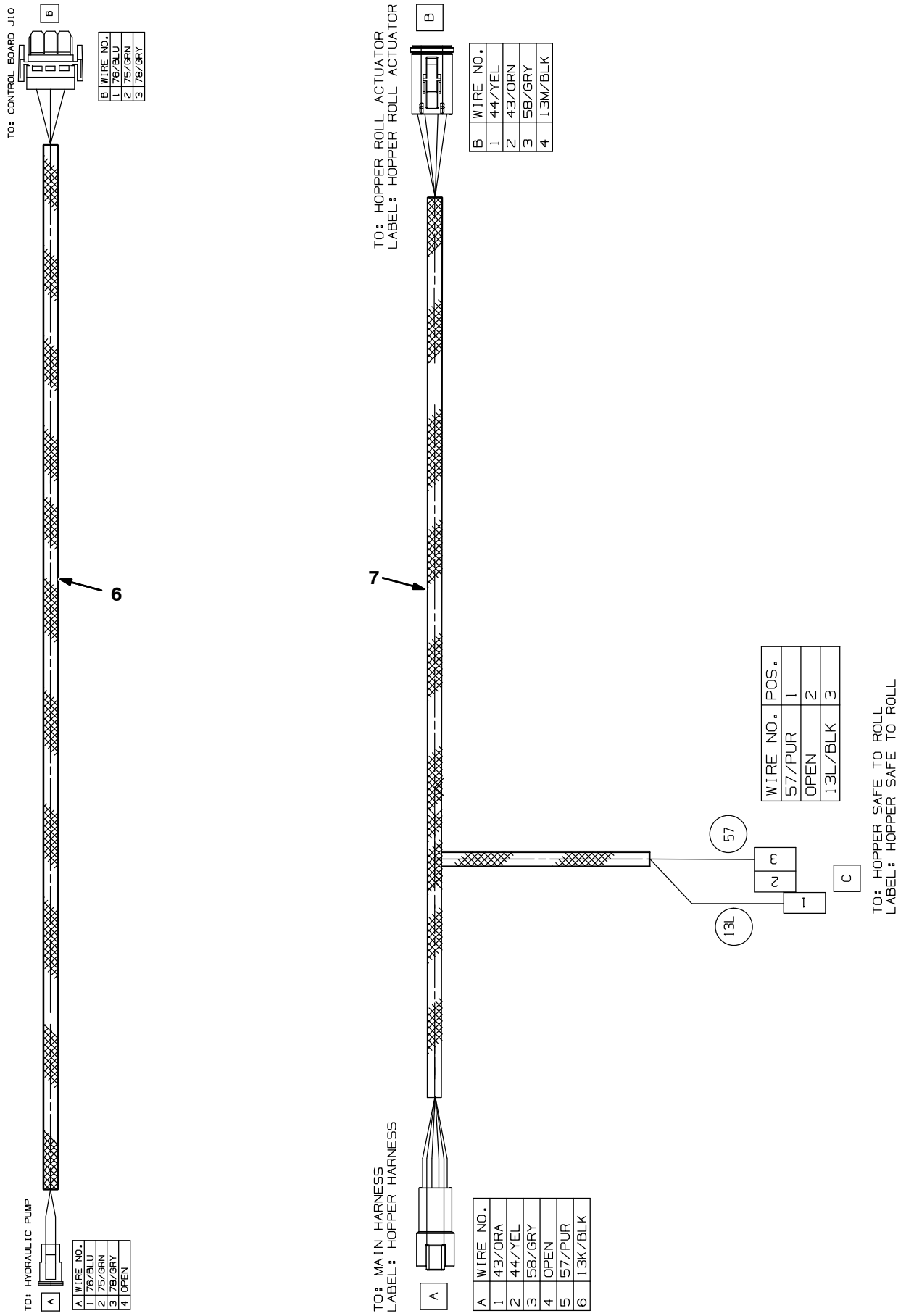


Fig. 27 – Wire Harness Group

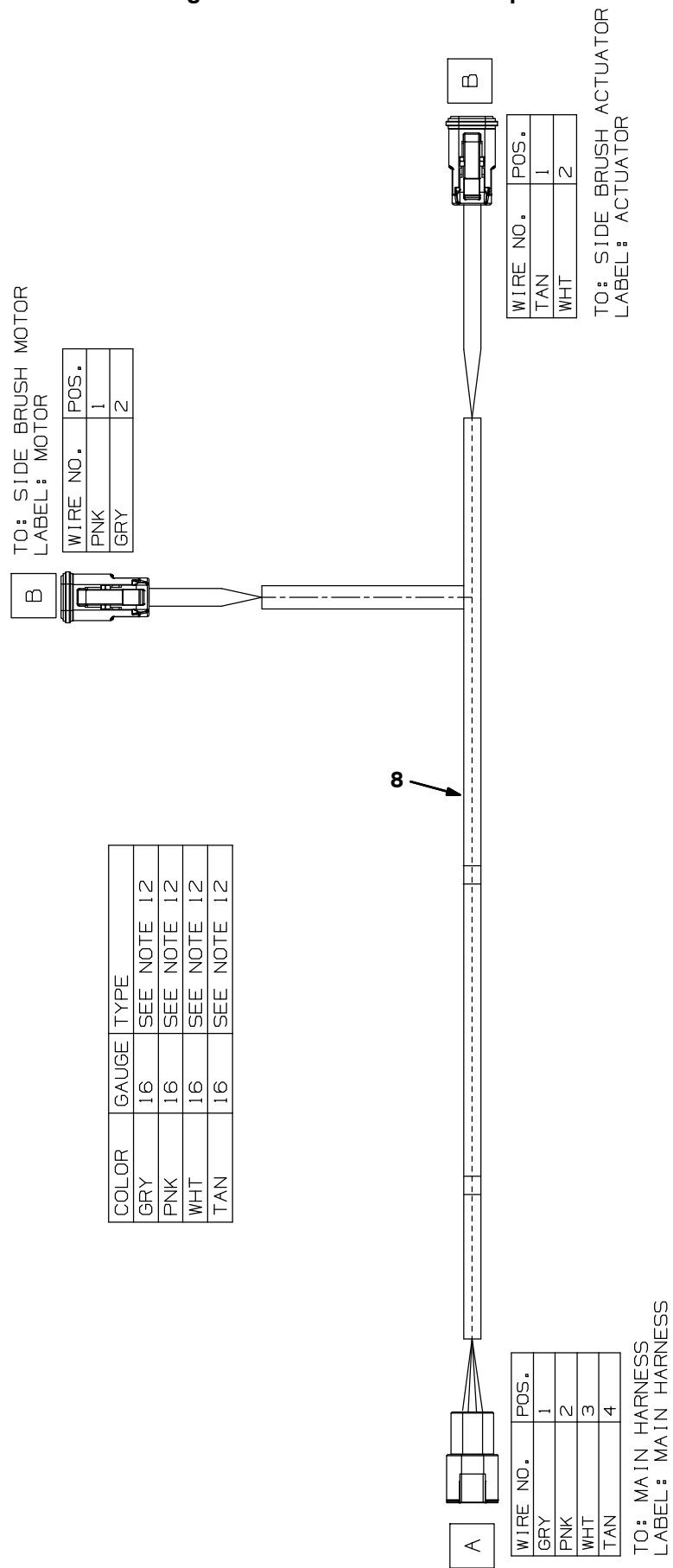


Fig. 27 – Wire Harness Group

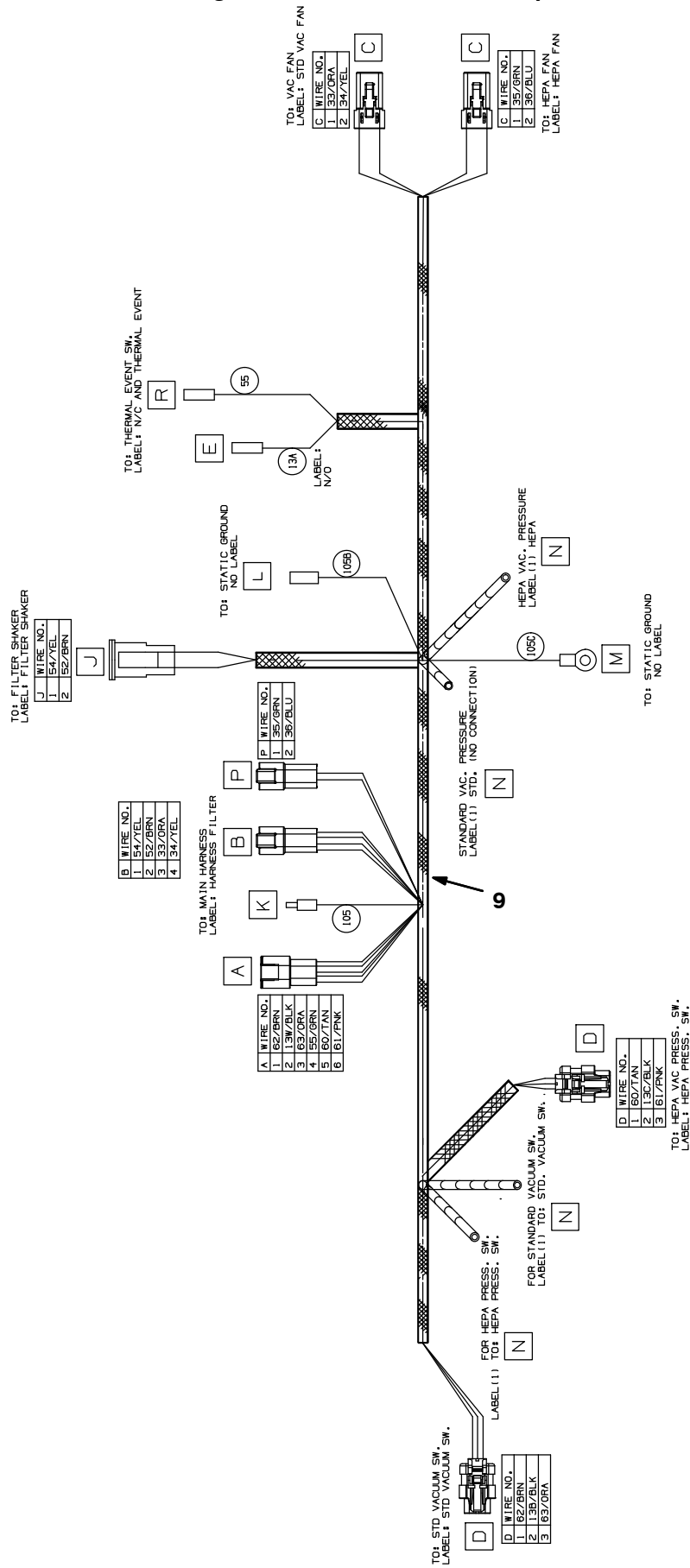
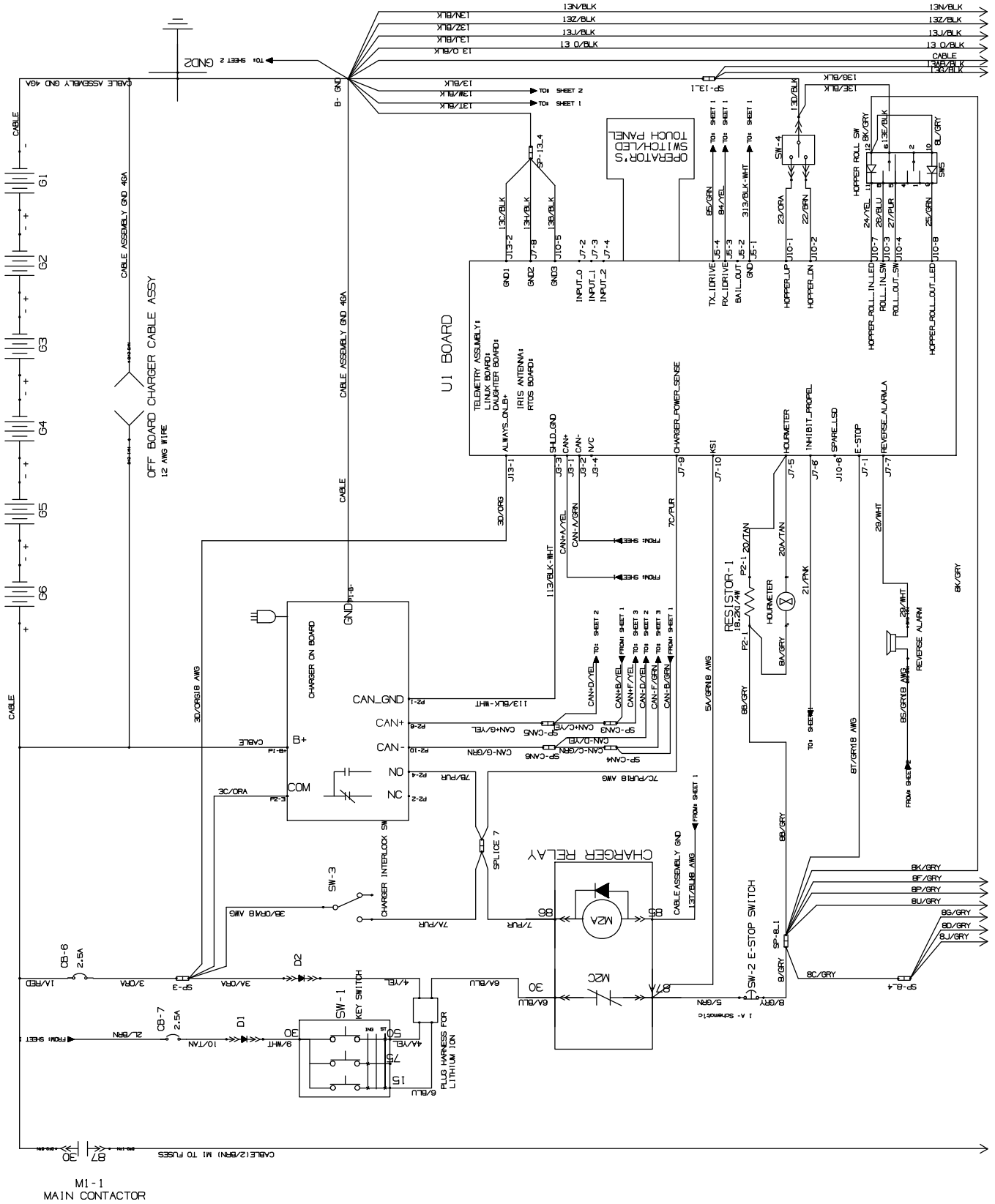




Fig. 27 – Wire Harnesses Group

Ref.	Part No.	Serial Number	Description	Qty.
1	1076416	(0000–	) Harness, Ele, Main [S16]	1
2	1069745	(0000–	) Harness, Ele, Seat [T12]	1
3	1069730	(0000–	) Harness, Wire, Propel Motor [T12]	1
4	1074787	(0000–	) Harness, Cable, Propel Motor [T12,Cw]	1
5	222290	(0000–	) Diode, Ele, Plug	2
6	1076417	(0000–	) Harness, Ele [Hyd. Pump, S16]	1
7	1076418	(0000–	) Harness, Ele, Hopper [Hi-Dump, S16]	1
8	1076419	(0000–	) Harness, Ele, Sweep, Side [S16]	1
9	1076420	(0000–	) Harness, Ele, Vac [S16]	1

Fig. 28 - Electrical Schematic



M1-1  
MAIN CONTACTOR

1076952

Fig. 28 – Electrical Schematic

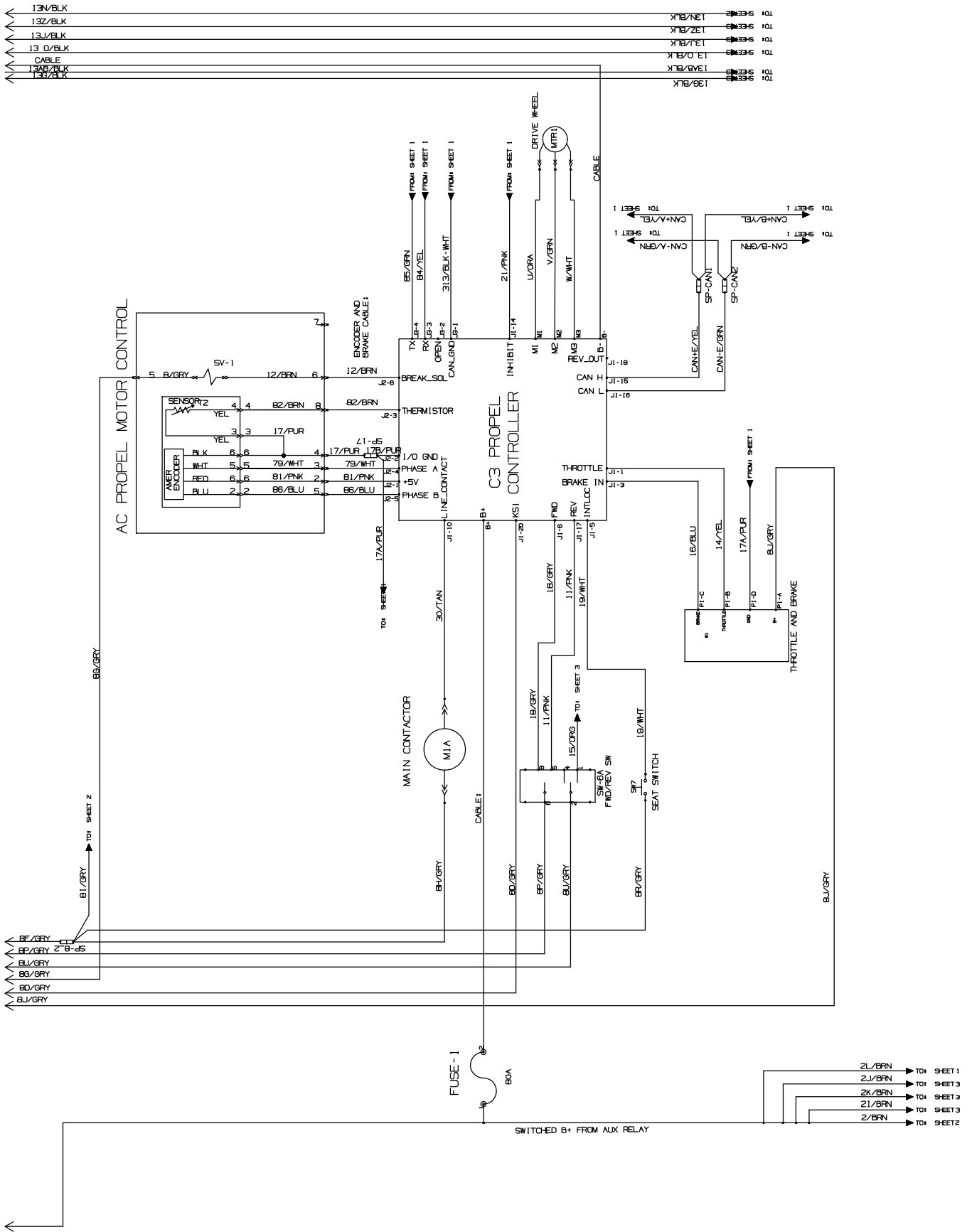
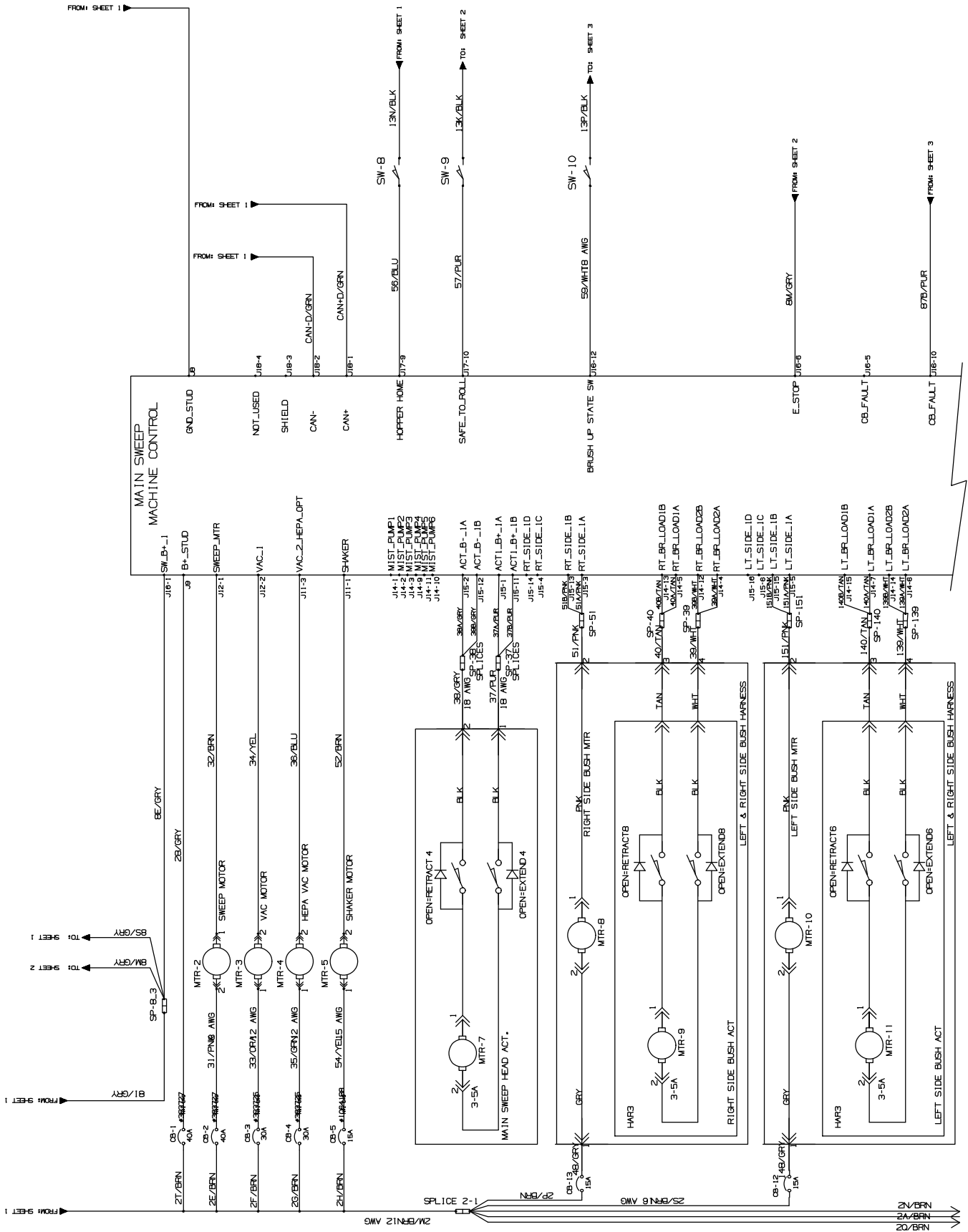


Fig. 28 - Electrical Schematic



1076952

Fig. 28 – Electrical Schematic

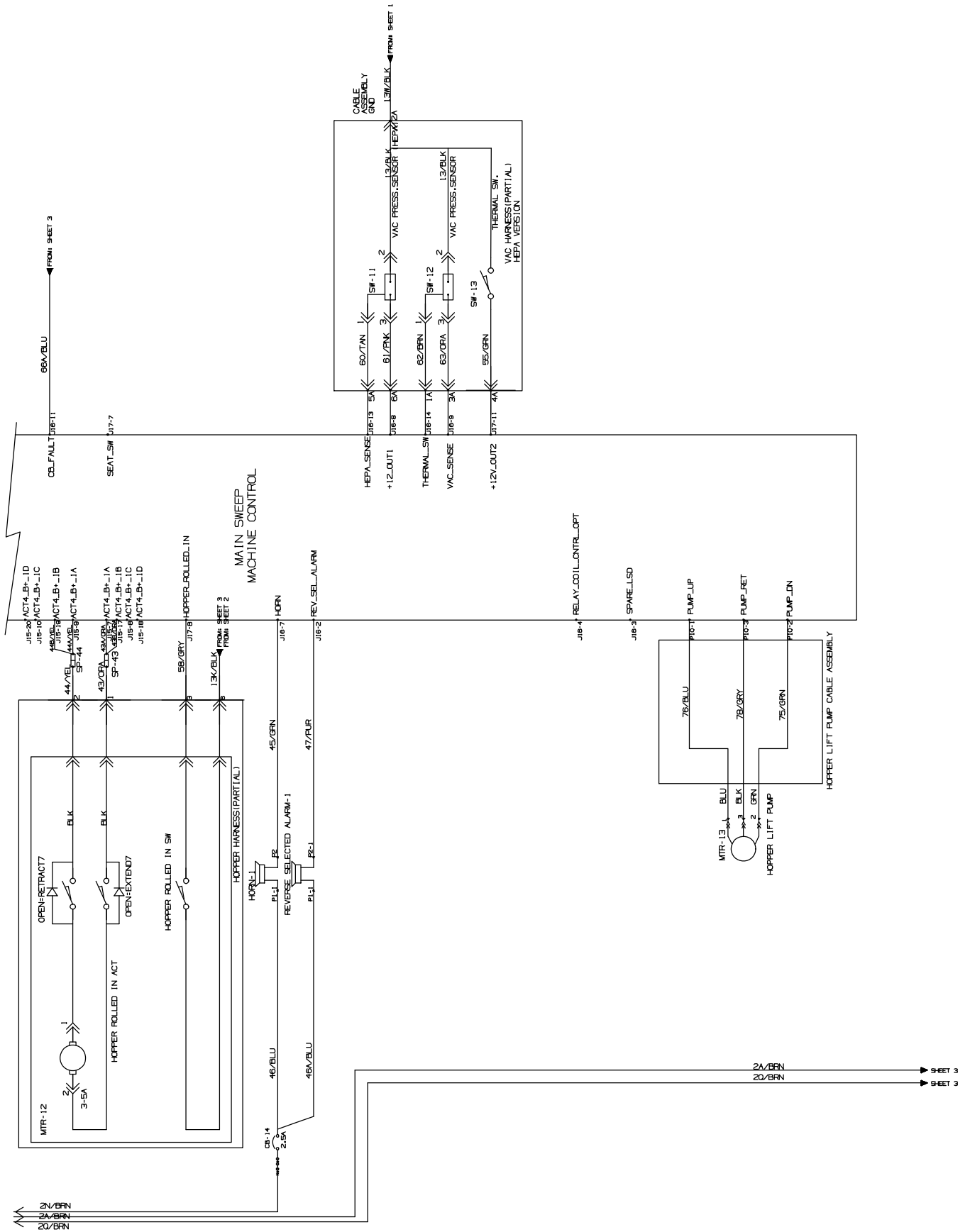
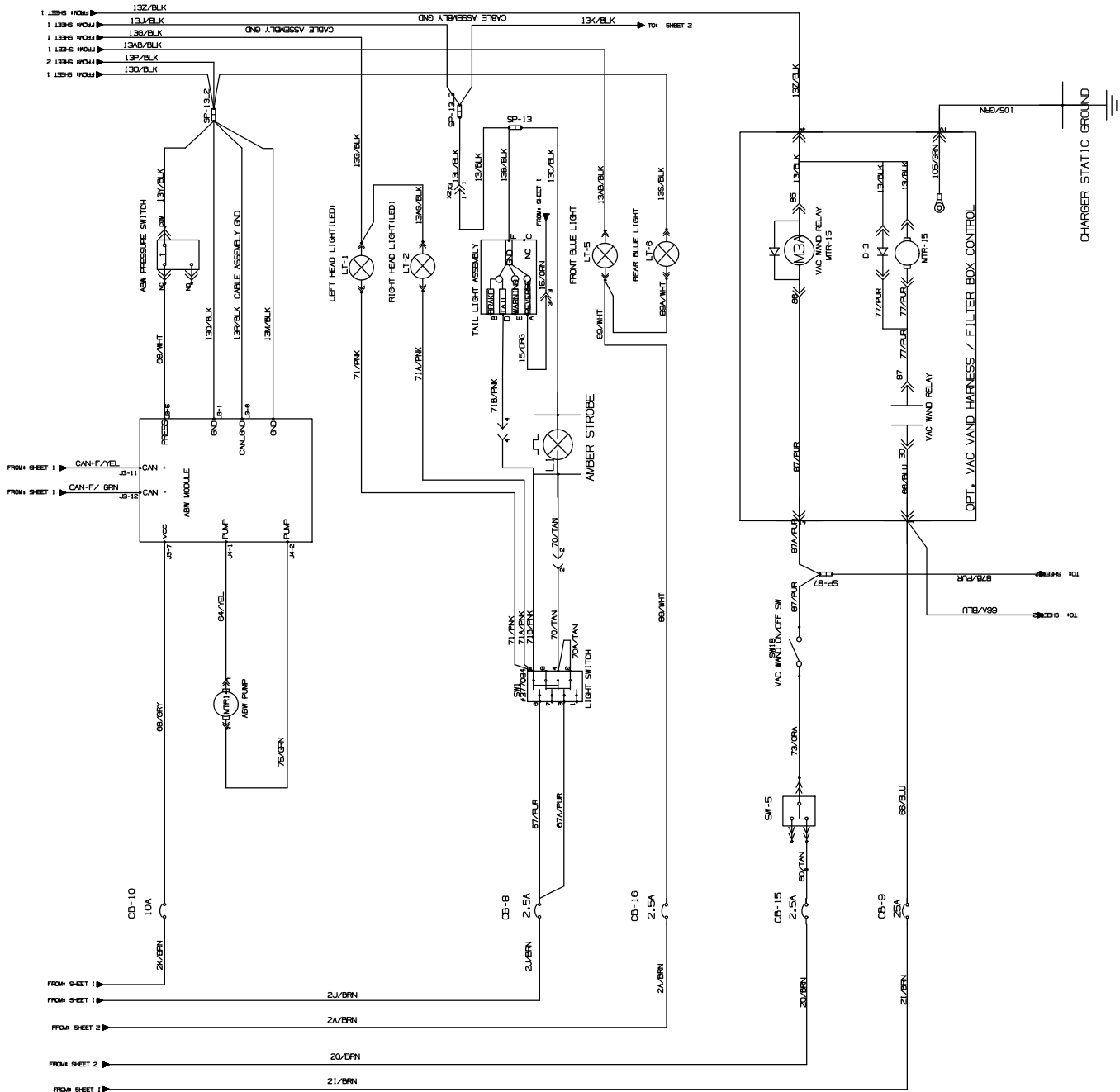


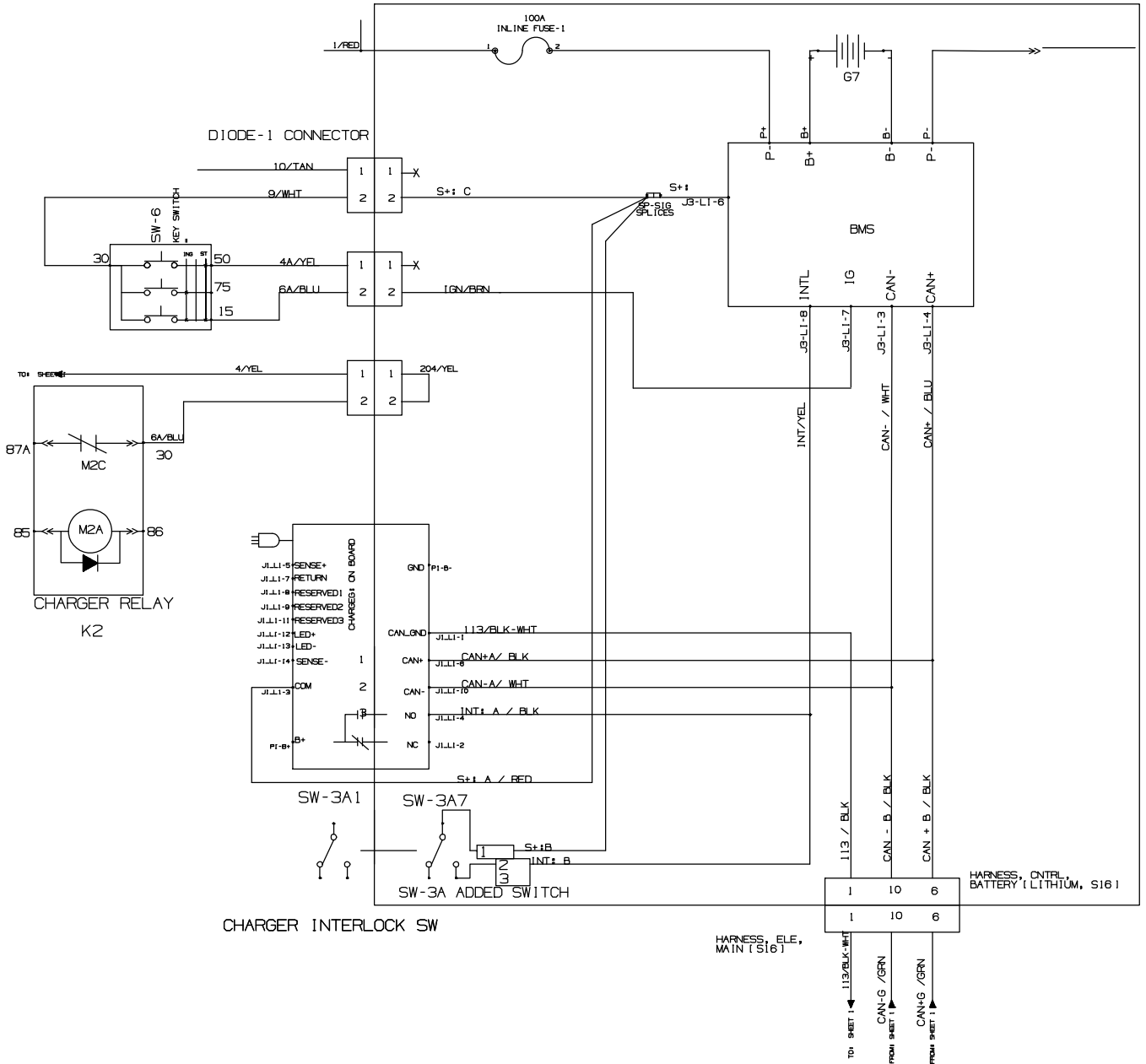
Fig. 28 – Electrical Schematic



1076952

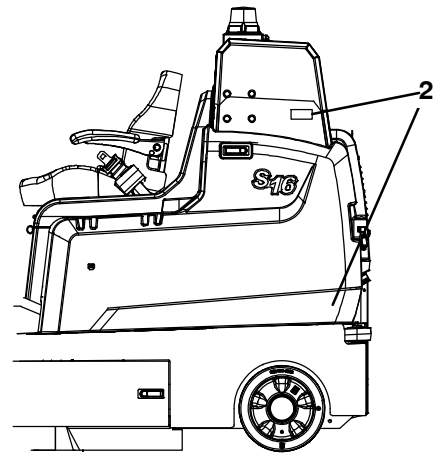
Fig. 28 – Electrical Schematic

BLOCK IS FOR LITHIUM ION BATTERY BACK CONFIGURATION



1076952

Fig. 29 – Label Group



Hi DUMP OPTION

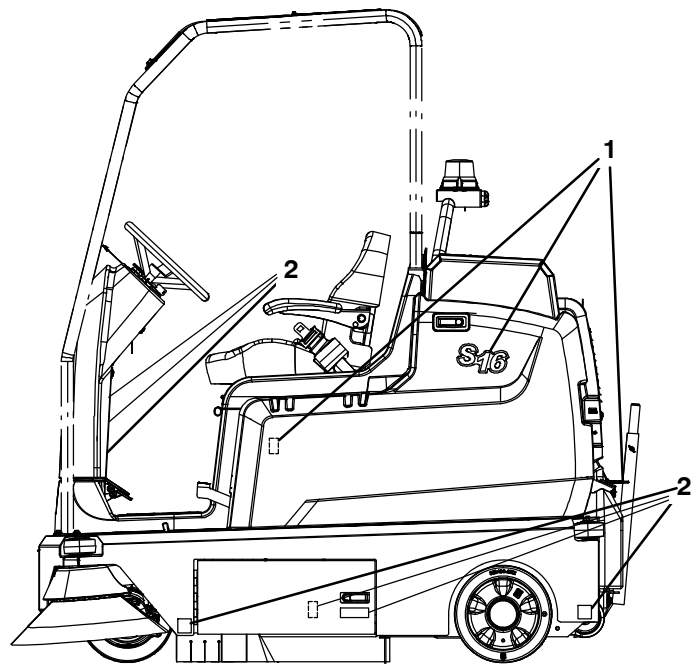
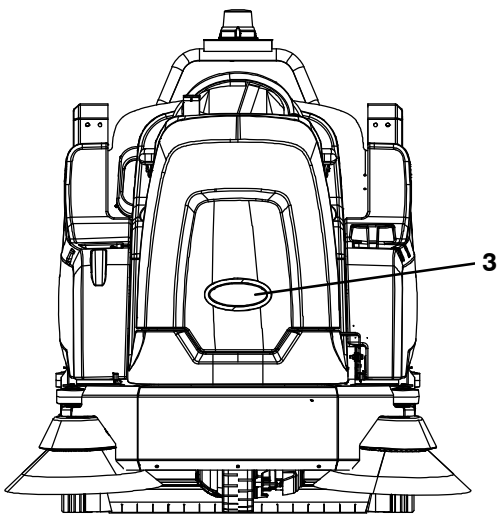
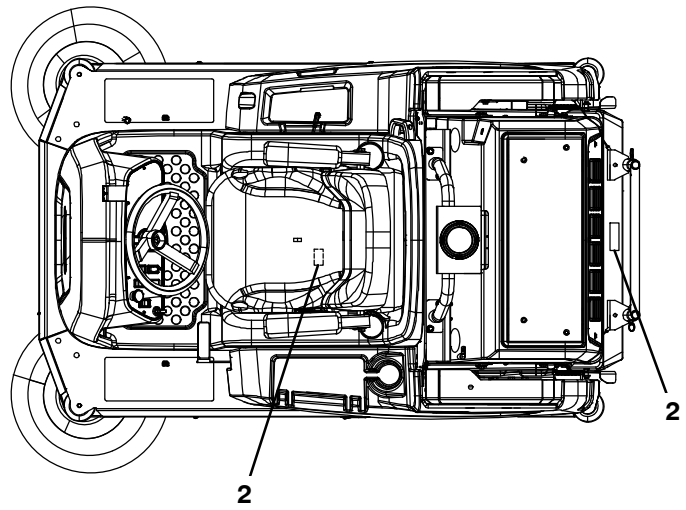




Fig. 29 - Label Group

Ref.	Part No.	Serial Number	Description	Qty.
1	1252770	(0000-	) Label Set, Emea, Pyc [s16]	1
2	1252771	(0000-	) Label Set, Emea, Vly [s16]	1
3	1204077	(0000-	) Nameplate, Tennant, Domed	1



# SECTION 3

Contents	Page
Fig. 1 - Side Brush Group, Left Hand . . . . .	3-2
Fig. 2 - Vacuum Wand Group . . . . .	3-4
Fig. 3 - Vacuum Wand Box and Fan Group . . . .	3-6
Fig. 4 - Overhead Guard Kit . . . . .	3-8
Fig. 5 - Single Side Brush Dust Control Group .	3-10
Fig. 6 - Brush Door Dust Control Skirts Group .	3-12
Fig. 7 - Dual Side Brush Dust Control Group . .	3-14
Fig. 8 - Hepa Vacuum Fan Group . . . . .	3-16
Fig. 9 - Strobe Light and Backup Alarm Group .	3-18
Fig. 10 - Headlight and Tail Light Group . . . . .	3-20
Fig. 11 - Battery Group, Wet, 36V 240AH (APAC Trojan Battery) . . . . .	3-22
Fig. 12 - Battery Group, Wet, 36V 360AH (APAC Trojan Battery) . . . . .	3-24
Fig. 13 - Manual Battery Watering System (APAC Trojan Battery) . . . . .	3-26
Fig. 14 - Hydrolink Battery Watering System (APAC Trojan Battery) . . . . .	3-27
Fig. 15 - Smart-Fill Automatic Battery Watering Group (APAC Trojan Battery) . . . . .	3-28
Fig. 16 - Battery Group, Wet, 36V 180AH, GEL (EMEA) . . . . .	3-30
Fig. 17 - Battery Group, Wet, 36V 180AH (EMEA TAB Battery) . . . . .	3-32
Fig. 18 - Battery Group, Wet, 36V 180AH (EMEA TAB C5 BFS Battery) . . . . .	3-34
Fig. 19 - Battery Group, Wet, 36V 240AH, C5 (EMEA) . . . . .	3-36
Fig. 20 - Battery Group, Wet, 36V 220AH, GEL (EMEA) . . . . .	3-37
Fig. 21 - Manual Battery Watering System (EMEA TAB C5 BFS Battery) . . . . .	3-38
Fig. 22 - Smart-Fill Automatic Battery Watering Group (EMEA TAB C5 BFS Battery) . . . . .	3-40
Fig. 23 - On- Board Battery Charger Group . . . .	3-42
Fig. 24 - Off- Board Battery Chargers Group . . .	3-44
Fig. 25 - Low Dump Hopper Bins Kit . . . . .	3-46
Fig. 26 - Carpet Care Kit . . . . .	3-48
Fig. 27 - Spot Light Group, Blue . . . . .	3-49
Fig. 28 - Documentation Group (Online Only) . .	3-50

**Fig. 1 - Side Brush Group, Left Hand**

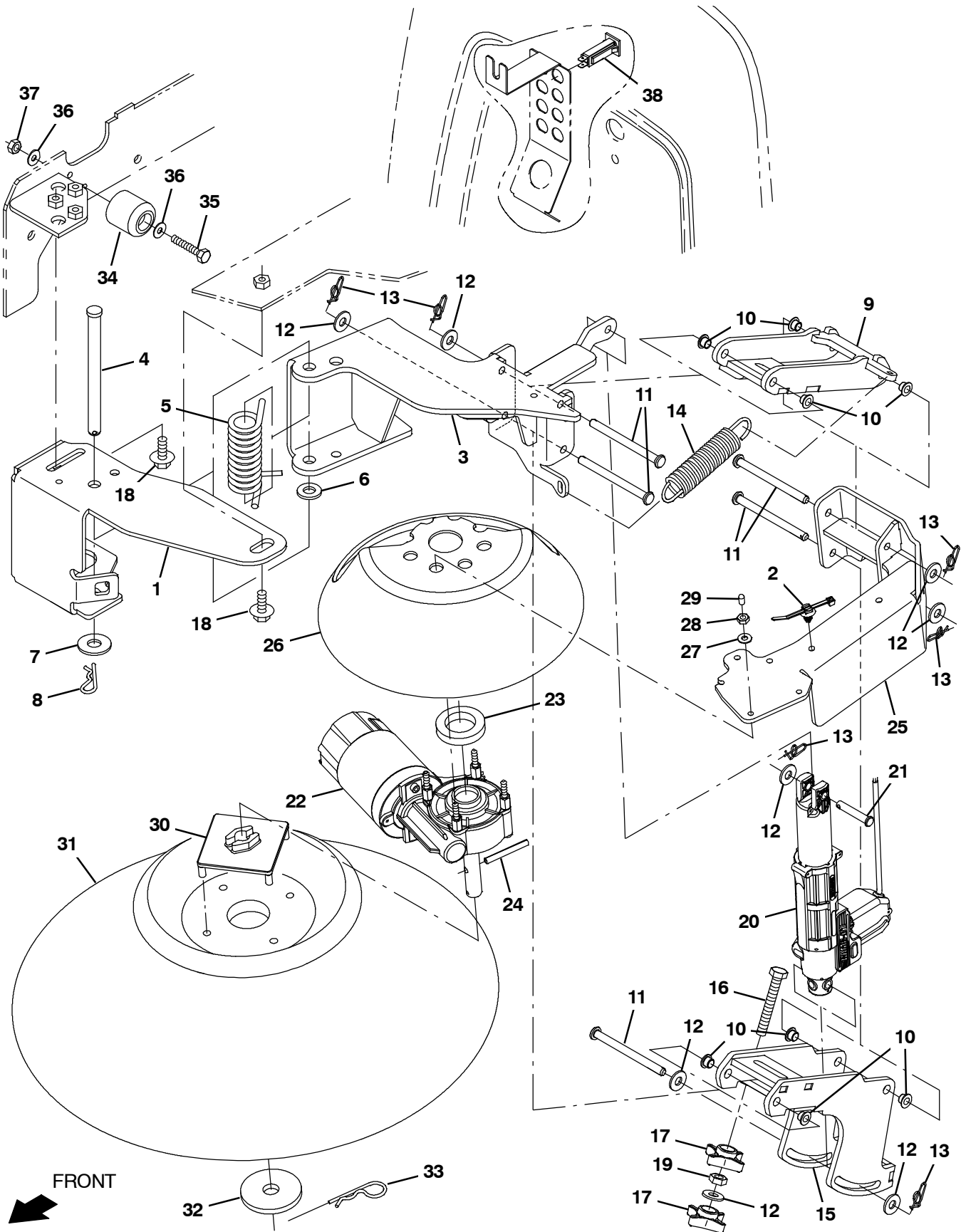


Fig. 1 - Side Brush Group, Left Hand

Ref.	Part No.	Serial Number	Description	Qty.
1	1252359	(0000-	) Bracket, Channel, Brush, Lh	1
2	1210807	(0000-	) Wire, Tie [W/.25" Fir Tree Clip]	7
3	1252109	(0000-	) Bracket Wldt, Brush, Pivot, Lh	1
4	51225- 1	(0000-	) Pin, Clevis, 0.50d X 6.00l	1
5	1251331	(0000-	) Spring, Tors, 0.87id .25wir 13.0coil, Rh	1
6	140127	(0000-	) Washer, Thrust, 0.51b 1.00d 0.12w, Brz	1
7	41619	(0000-	) Washer, Flat, 0.56b 1.38d .11, Ss	1
8	44906	(0000-	) Pin, Cotter, Hair, 0.38d .093 Wir	1
9	1252133	(0000-	) Arm Wldt, Upper, Link, Lh	1
10	1251107	(0000-	) Bushing, Flng, 8mmb 10mmd 7.5mml	8
11	1252353	(0000-	) Pin, Clevis, 8mmd X 100mml [304ss]	5
12	01685	(0000-	) Washer, Flat, 0.38b 0.88d .08, Ss	7
13	1216647	(0000-	) Pin, Cotter, Hair, 0.38d .054 Wir	6
14	1252317	(0000-	) Spring, Extn, 1.05od 0.13wir 5.00l	1
15	1252134	(0000-	) Lift Wldt, Lower, Link, Lh	1
16	1014163	(0000-	) Screw, Hex, M8 X 1.25 X 60, Fl, Ss	1
17	1213677	(0000-	) Knob, Star, 2.00od 4ear M8x1.25 [Yel]	2
18	1072628	(0000-	) Screw, Hex, M8 X 1.25 X 25, Ss, Sems	3
19	200101017	(0000-	) Nut, Hex, Jam, M8 X 1.25	1
20	1237208	(0000-	) Actuator, 36vdc, 60mm Stroke	1
21	81581	(0000-	) Pin, Clevis, 0.31d X 1.75l	1
22	1246330	(0000-	) Motor, Ele, 36vdc 0070rpm 0.16hp Gear	1
23	1250678	(0000-	) Spacer, Brush	1
24	11398	(0000-	) Pin, Roll, .250d X 2.00l, .250/.256	1
25	1252110	(0000-	) Motor Wldt, Mtg, Brush, Lh	1
26	1238366	(0000-	) Guard, Brush, Side	1
27	19066	(0000-	) Washer, Flat, 0.25b 0.56d .05, Pl, 10	4
28	06549	(0000-	) Nut, Hex, M5 X 0.80 X 16, 8.8	4
29	1227460	(0000-	) Cover, Thread, M5	4
30	1017441	(0000-	) Plate, Adapter, Brush	1
31	1225549	(0000-	) Brush, Disk, Swp, 20.0d, Polypropylene	1
32	1248278	(0000-	) Washer, Flat, 0.66b 2.50d .12, Ss	1
33	02942	(0000-	) Pin, Hair, Cotter, 0.62d .120 Wir	1
34	44851	(0000-	) Bumper, Rbr, 1.5d 1.50th 0.28h	1
35	06948	(0000-	) Screw, Hex, M6 X 1.00 X 45, 8.8	1
36	01684	(0000-	) Washer, Flat, 0.27b 0.69d .05, Ss	2
37	08712	(0000-	) Nut, Hex, Lock, M6 X 1.00, NI, Ss	1
38	1064188	(0000-	) Circuitbreaker, 15.0a, Resetable	1

Fig. 2 - Vacuum Wand Group

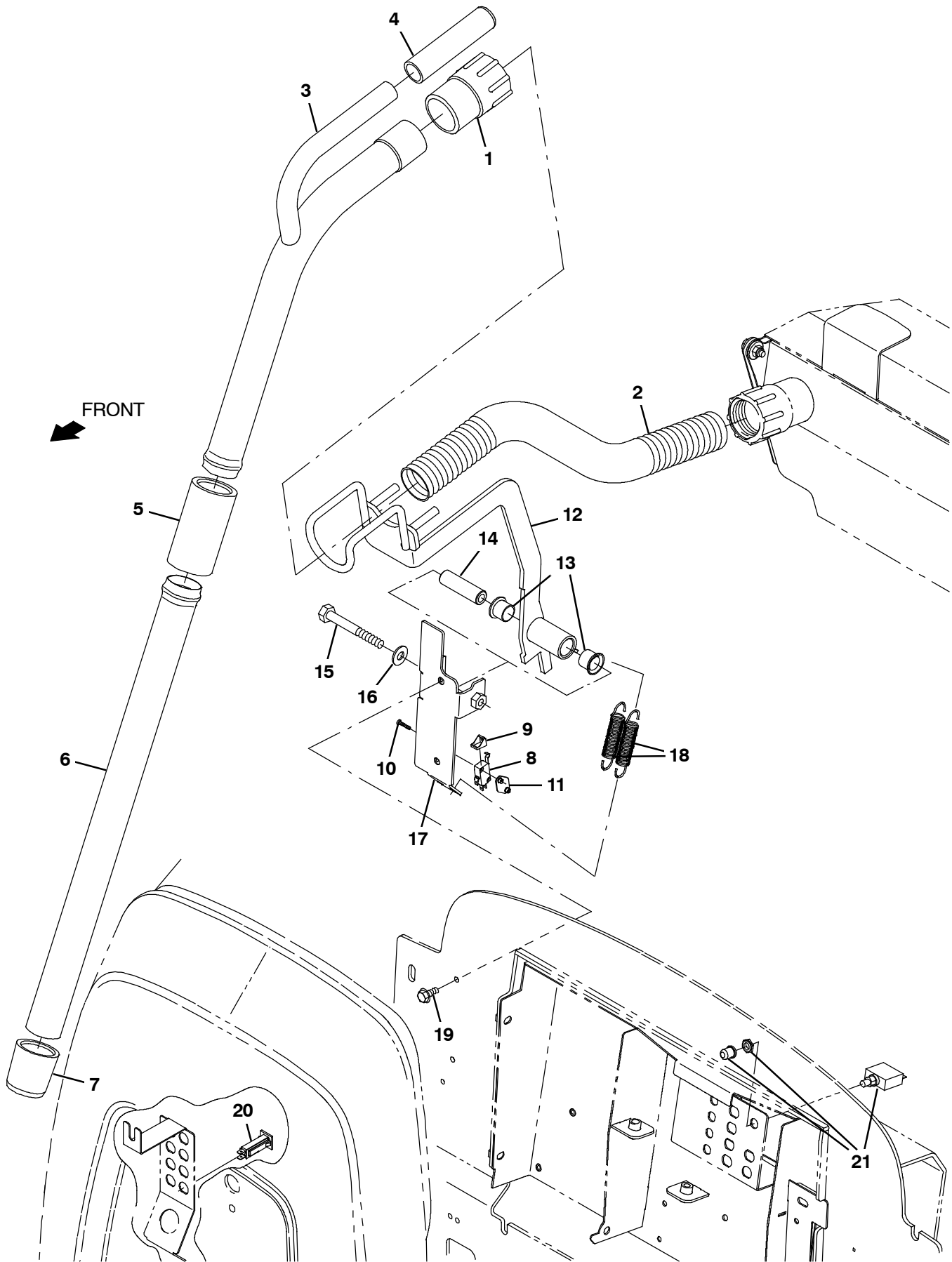


Fig. 2 - Vacuum Wand Group

Ref.	Part No.	Serial Number	Description	Qty.
1	83285	(0000-	) Cuff, 2.3d Hose, 1.5id/2.3od 3.6l Blk	1
2	83289	(0000-	) Hose, Flex, Vacuum, 02.0d, 024.0l	1
3	1248334	(0000-	) Tube Wldt, Vacuum	1
4	1248310	(0000-	) Grip, Handle	1
5	1250310	(0000-	) Cuff, 1.75 Tube, 1.62id/Tpr 4.3l Blk	1
6	1246570	(0000-	) Tube, Vacuum, Alm	1
7	80299	(0000-	) Cuff, 1.7d Hose, 1.5id/Tpr 4.0l Blk	1
8	1215716	(0000-	) Switch, 0.1a, Spdt[Micro, Gold Contacts]	1
9	600372	(0000-	) Boot, Switch	1
10	06923	(0000-	) Screw, Pan, Phl, M3 X 0.50 X 25, 4.8	2
11	1013705	(0000-	) Plate, Thread, Switch, M3 Nut, 96hr Pl	1
▽	9045175	(0000-	) Hanger Kit, Vac Wand, Ci	1
▲	1242046	(0000-	) Handle Wldt, Pivot, Wand	1
▲	72763	(0000-	) Bushing, Flng, 0.75b 0.88d 0.75l	2
14	1251867	(0000-	) Tube, 0.41id 0.75od 02.56l, Stl	1
15	03193	(0000-	) Screw, Hex, M10 X 1.50 X 90, 8.8	1
16	32492	(0000-	) Washer, Flat, 0.38, Std	1
17	1242048	(0000-	) Plate Wldt, Mtg, Wand	1
18	25737	(0000-	) Spring, Extn, 0.75od 0.07wir 03.5l	2
19	1034731	(0000-	) Screw, Hex, M6 X 1.00 X 16, Sems, Ss	2
20	1064184	(0000-	) Circuitbreaker, 02.5a, Resetable	1
21	383724	(0000-	) Circuitbreaker, 25.0a, Resetable	1

Fig. 3 - Vacuum Wand Box and Fan Group

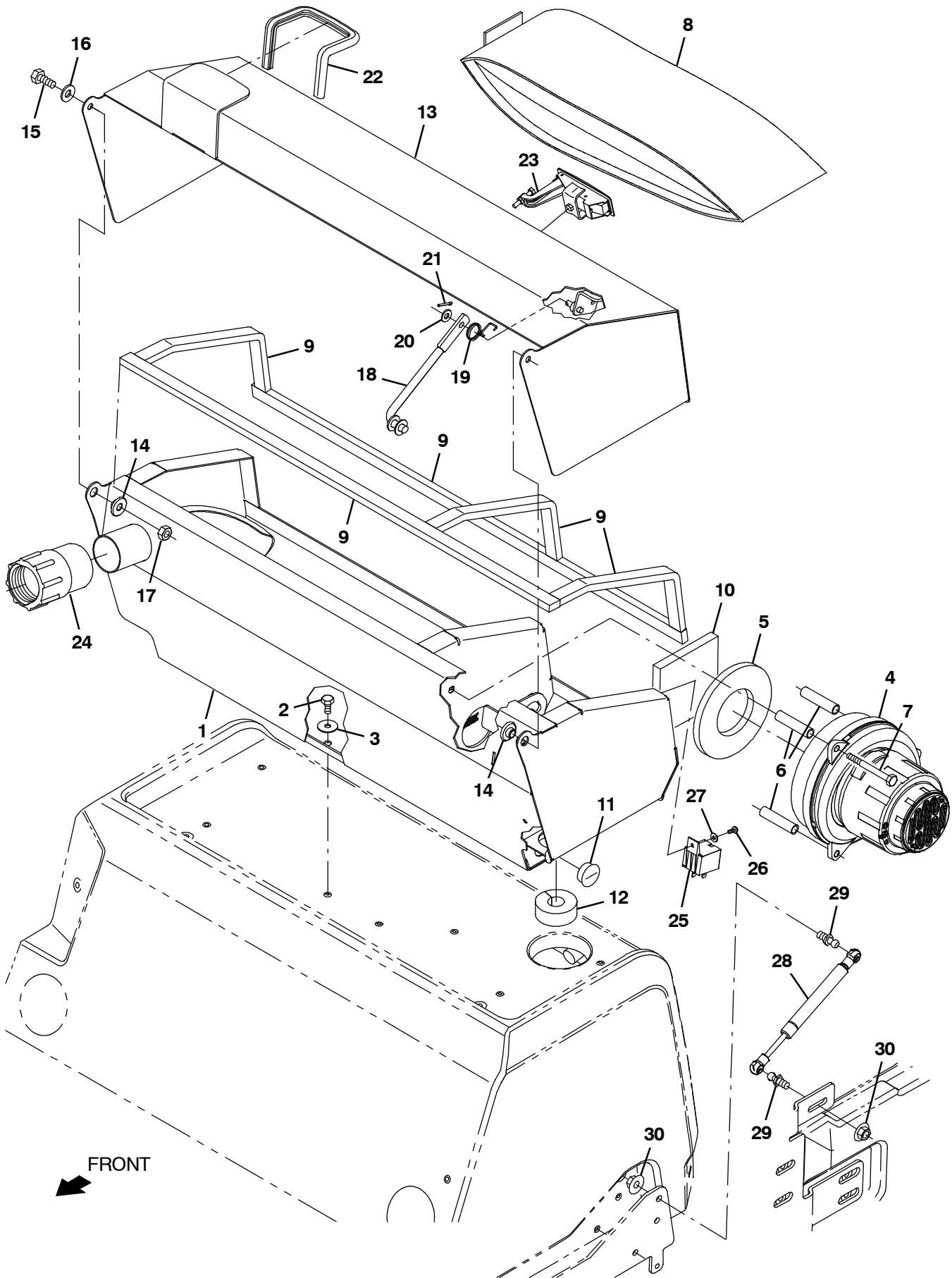
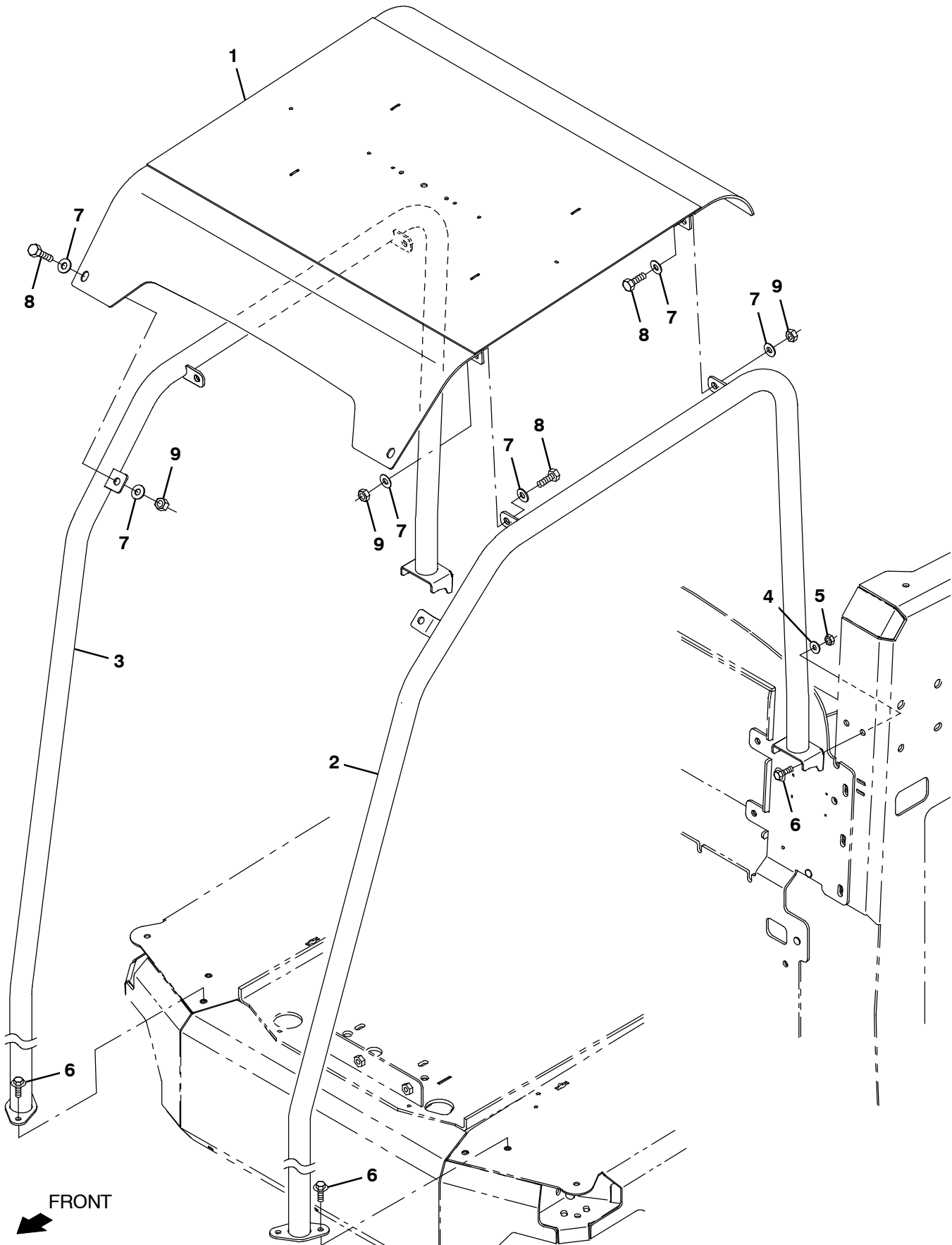




Fig. 3 - Vacuum Wand Box and Fan Group

Ref.	Part No.	Serial Number	Description	Qty.	
1	1240661	(0000-	) Filterbox Wldt	1	
2	09744	(0000-	) Screw, Hex, M6 X 1.00 X 12, Ss	6	
3	29570	(0000-	) Washer, Flat, 0.28b 1.00d .06, Stl	6	
▽	4	1200149	(0000-	) Fan, Vacuum, 6.6d, 036vdc, 1 Stage [Bpt]	1
▲	1206774	(0000-	) Brush Kit, Motor, Fan	1	
5	10912	(0000-	) Seal, Rbr, Clsd, 0.375, 5.0d 2.5h	1	
6	1249927	(0000-	) Tube, 0.38id 0.500d 2.19l, Ss	3	
7	391434	(0000-	) Screw, Hex, M6 X 1.00 X 80, Ss	3	
8	1067452	(0000-	) Bag, Vacuum, Paper [1pick=1pkg Of 10bag]	1	
9	1015220	(0000-	) Seal, Afmkt, Ure, Adh, 0.38, 0.75w 08ft	1	
10	1247432	(0000-	) Filter, Foam	1	
11	01493	(0000-	) Plug, Hole, Rnd, 1.00h .03- .12, Blk Nyl	1	
12	1244419	(0000-	) Seal, Foam	1	
13	1240961	(0000-	) Cover Wldt, Filterbox	1	
14	80950	(0000-	) Bushing, Flng, 0.32b 0.50d 0.24l, Bnz	2	
15	09010	(0000-	) Screw, Hex, M8 X 1.25 X 25, Ss	2	
16	01685	(0000-	) Washer, Flat, 0.38b 0.88d .08, Ss	2	
17	08713	(0000-	) Nut, Hex, Lock, M8 X 1.25, NI, Ss	2	
18	223080	(0000-	) Arm Wldt, Safety, Sppt, Seat, .38d 06.5d	1	
19	59009	(0000-	) Spring, Tors, 0.75id .06wir 02.8coil	1	
20	32483	(0000-	) Washer, Flat, 0.25, Sae	1	
21	39005	(0000-	) Pin, Cotter, .094 X 0.75	1	
22	1020168	(0000-	) Molding, Afmkt, Trim, Pvc, .08 .11, 01ft	1	
23	398806	(0000-	) Latch	1	
24	83285	(0000-	) Cuff, 2.3d Hose, 1.5id/2.3od 3.6l Blk	1	
25	1229172	(0000-	) Relay, 36vdc, 025a, Spdt	1	
26	06926	(0000-	) Screw, Pan, Phl, M4 X 0.70 X 10, 4.8	1	
27	19065	(0000-	) Washer, Flat, 0.19b 0.44d .05, PI, 08	1	
28	1245866	(0000-	) Gasspring, 90lb, 3.15strk	1	
29	1205551	(0000-	) Stud, Ball, 10mm Ball, M8x1.25 Stud	2	
30	07791	(0000-	) Nut, Hex, Flng, M8 X 1.25	2	

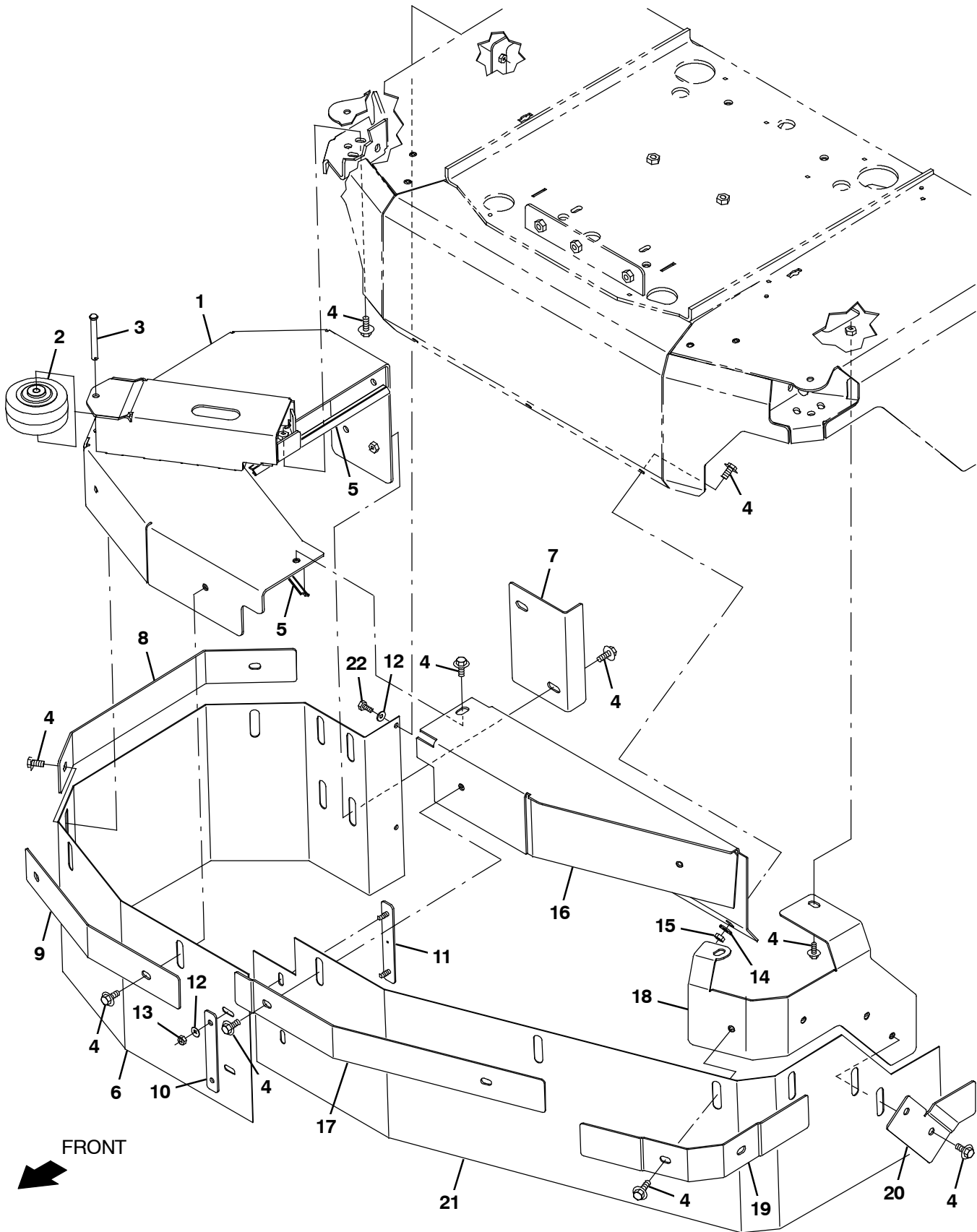
Fig. 4 - Overhead Guard Kit



**Fig. 4 - Overhead Guard Kit**

	<b>Ref.</b>	<b>Part No.</b>	<b>Serial Number</b>	<b>Description</b>	<b>Qty.</b>
▽		9045053	(0000-	) Ohg Kit, Ci [S16]	1
▲	1	1201247	(0000-	) Guard Wldt, Top, Ohg	1
▲	2	1239388	(0000-	) Tube Wldt, Ohg, Lh	1
▲	3	1239390	(0000-	) Tube Wldt, Ohg, Rh	1
▲	4	01685	(0000-	) Washer, Flat, 0.38b 0.88d .08, Ss	4
▲	5	08713	(0000-	) Nut, Hex, Lock, M8 X 1.25, NI, Ss	4
▲	6	1072628	(0000-	) Screw, Hex, M8 X 1.25 X 25, Ss, Sems	8
▲	7	32492	(0000-	) Washer, Flat, 0.38, Std	12
▲	8	03192	(0000-	) Screw, Hex, M10 X 1.50 X 30, 8.8	6
▲	9	41430	(0000-	) Nut, Hex, Lock, M10 X 1.5, NI	6

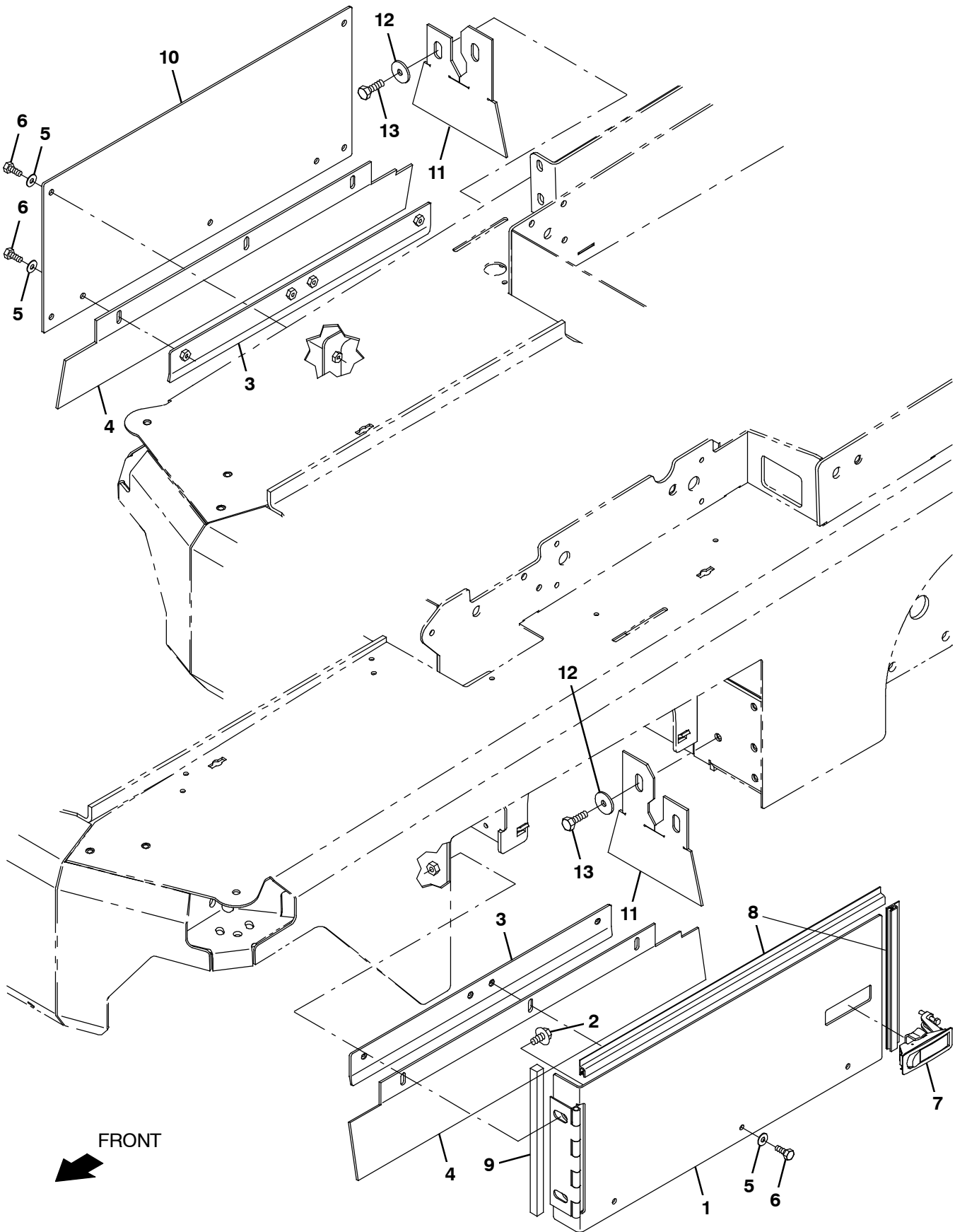
Fig. 5 - Single Side Brush Dust Control Group



**Fig. 4 - Single Side Brush Dust Control Group**

<b>Ref.</b>	<b>Part No.</b>	<b>Serial Number</b>	<b>Description</b>	<b>Qty.</b>
1	1248685	(0000-	) Bracket Wldt, Bumper, Skirt, Rh	1
2	1054100	(0000-	) Wheel, 04.0d 2.56w 0.41b	1
3	57598	(0000-	) Pin, Clevis, 0.37d X 3.25l	1
4	1020341	(0000-	) Screw, Hex, M8 X 1.25 X 20, Ss, Sems	16
5	1250144	(0000-	) Seal, Skirt	2
6	1247760	(0000-	) Skirt, Brush, Side	1
7	1248217	(0000-	) Bracket, Retaining, Skirt	1
8	1248191	(0000-	) Bracket, Retaining, Skirt	1
9	1248190	(0000-	) Bracket, Retainer, Skirt	1
10	1248220	(0000-	) Plate, Retainer, Skirt, Hepa	1
11	1239938	(0000-	) Bracket Wldt, Retainer, Skirt	1
12	01684	(0000-	) Washer, Flat, 0.27b 0.69d .05, Ss	4
13	08712	(0000-	) Nut, Hex, Lock, M6 X 1.00, NI, Ss	2
14	01685	(0000-	) Washer, Flat, 0.38b 0.88d .08, Ss	3
15	08709	(0000-	) Nut, Hex, Lock, M8 X 1.25, NI	3
16	1249184	(0000-	) Bracket Wldt, Skirt, Front	1
17	1249321	(0000-	) Bracket, Retainer, Skirt	1
18	1249756	(0000-	) Plate Wldt, Mtg, Skirt, Lh	1
19	1249322	(0000-	) Bracket, Retainer, Skirt	1
20	1249676	(0000-	) Plate, Skirt	1
21	1249320	(0000-	) Skirt, Front	1
22	12277	(0000-	) Screw, Hex, M6 X 1.00 X 20, NI, Ss	2

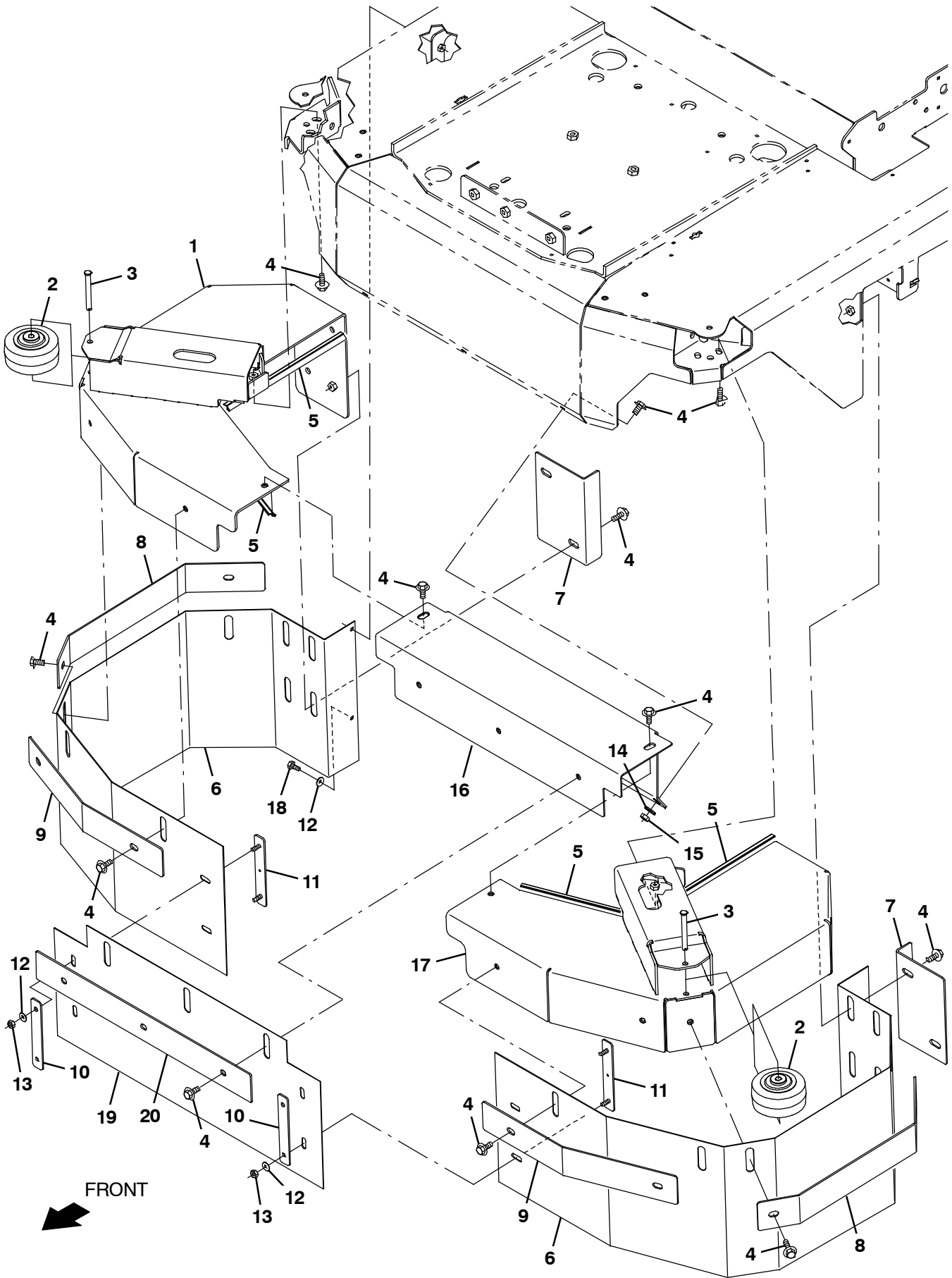
Fig. 6 - Brush Door Dust Control Skirts Group



**Fig. 7 - Brush Door Dust Control Skirts Group**

<b>Ref.</b>	<b>Part No.</b>	<b>Serial Number</b>	<b>Description</b>	<b>Qty.</b>
1	1240413	(0000-	) Door Wldt, Skirt	1
2	1020341	(0000-	) Screw, Hex, M8 X 1.25 X 20, Ss, Sems	2
3	1248826	(0000-	) Bracket Wldt, Retainer, Skirt, Hepa	2
4	1240417	(0000-	) Skirt, Door	2
5	01684	(0000-	) Washer, Flat, 0.27b 0.69d .05, Ss	10
6	12277	(0000-	) Screw, Hex, M6 X 1.00 X 20, NI, Ss	10
7	398806	(0000-	) Latch	1
8	1066840	(0000-	) Seal, Afmkt, Wiper, 03ft	1
9	9045133	(0000-	) Seal, Rbr, Clsd, .50, .50w, Adh, Afmkt	1
10	1248827	(0000-	) Plate, Door, Brush, Skirt	1
11	1247551	(0000-	) Skirt, Rear, Side	2
12	1016331	(0000-	) Washer, Flat, 0.34b 1.25d .11, Ss	4
13	1016399	(0000-	) Screw, Hex, M8 X 1.25 X 30, NI, Ss	4

Fig. 7 - Dual Side Brush Dust Control Group

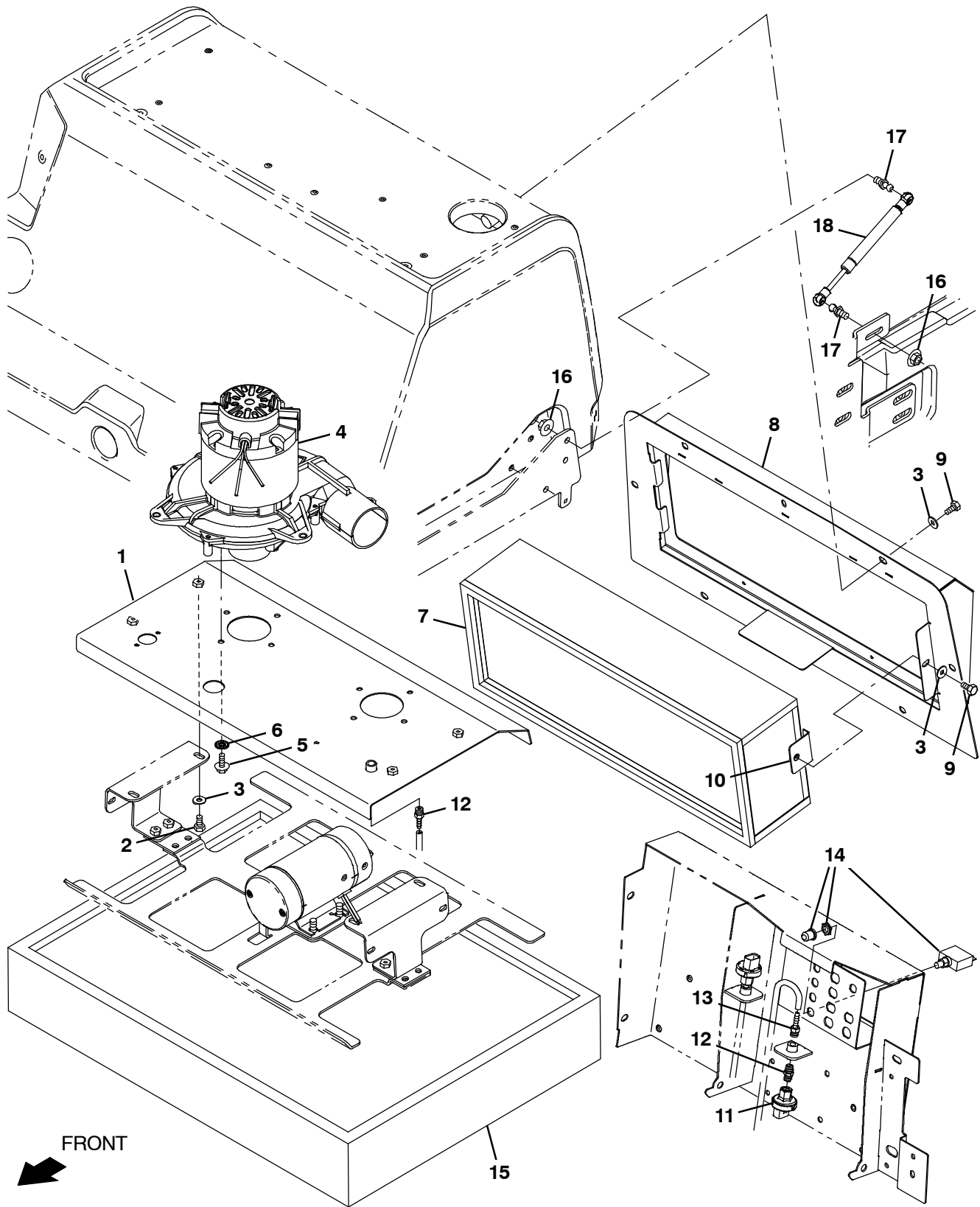




**Fig. 7 - Dual Side Brush Dust Control Group**

<b>Ref.</b>	<b>Part No.</b>	<b>Serial Number</b>	<b>Description</b>	<b>Qty.</b>
1	1248685	(0000-	) Bracket Wldt, Bumper, Skirt, Rh	1
2	1054100	(0000-	) Wheel, 04.0d 2.56w 0.41b	2
3	57598	(0000-	) Pin, Clevis, 0.37d X 3.25l	2
4	1020341	(0000-	) Screw, Hex, M8 X 1.25 X 20, Ss, Sems	16
5	1250144	(0000-	) Seal, Skirt	4
6	1247760	(0000-	) Skirt, Brush, Side	2
7	1248217	(0000-	) Bracket, Retaining, Skirt	2
8	1248191	(0000-	) Bracket, Retaining, Skirt	2
9	1248190	(0000-	) Bracket, Retainer, Skirt	2
10	1248220	(0000-	) Plate, Retainer, Skirt, Hepa	2
11	1239938	(0000-	) Bracket Wldt, Retainer, Skirt	2
12	01684	(0000-	) Washer, Flat, 0.27b 0.69d .05, Ss	6
13	08712	(0000-	) Nut, Hex, Lock, M6 X 1.00, NI, Ss	4
14	01685	(0000-	) Washer, Flat, 0.38b 0.88d .08, Ss	3
15	08709	(0000-	) Nut, Hex, Lock, M8 X 1.25, NI	3
16	1240505	(0000-	) Bracket Wldt, Skirt, Front	1
17	1240563	(0000-	) Bracket Wldt, Bumper, Skirt	1
18	12277	(0000-	) Screw, Hex, M6 X 1.00 X 20, NI, Ss	2
19	1248082	(0000-	) Skirt, Front	1
20	1240509	(0000-	) Strap, Skirt, Front	1

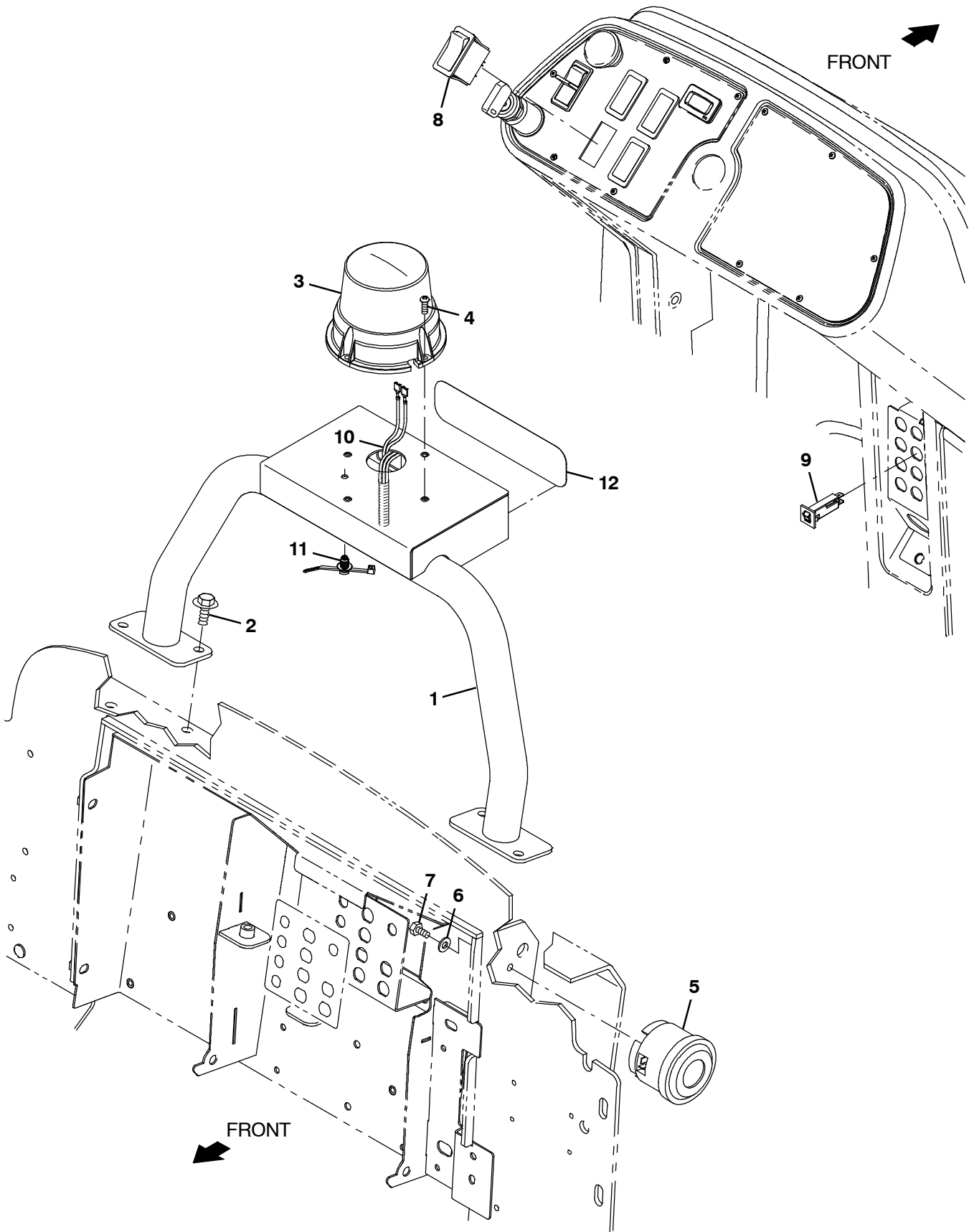
Fig. 8 - Hepa Vacuum Fan Group



**Fig. 8 - Hepa Vacuum Fan Group**

<b>Ref.</b>	<b>Part No.</b>	<b>Serial Number</b>	<b>Description</b>	<b>Qty.</b>	
1	1240956	(0000-	) Plate Wldt, Mtg, Fan [Hepa]	1	
2	11329	(0000-	) Screw, Hex, M6 X 1.00 X 16, NI, Ss	4	
3	01684	(0000-	) Washer, Flat, 0.27b 0.69d .05, Ss	1	
▽	4	1215180	(0000-	) Fan, Vacuum, 8.7d, 036vdc, 1 Stage	1
▲		1254664	(0000-	) Brush Kit, Motor, Fan	1
5	1034731	(0000-	) Screw, Hex, M6 X 1.00 X 16, Sems, Ss	4	
6	41140	(0000-	) Washer, Lock, Int-Ext, 0.25	1	
7	1240796	(0000-	) Filter, Hepa, 21.16 X 7.50 X 4.25	1	
8	1248585	(0000-	) Cover Wldt, Fltr	1	
9	09744	(0000-	) Screw, Hex, M6 X 1.00 X 12, Ss	10	
10	1253016	(0000-	) Bracket Wldt, Mount, Fltr	1	
11	1246761	(0000-	) Sensor Assy, Pressure, 0.18 Psi	1	
12	1238921	(0000-	) Fitting, Brs, Pm02/Pm02, W/ Fltr	1	
13	40607	(0000-	) Fitting, Brs, Str, Bm03/Pm02	2	
14	383725	(0000-	) Circuitbreaker, 30.0a, Resetable	1	
15	1238116	(0000-	) Filter, Dust, Panel 4.2 X 19.2 X 26.0	1	
16	07791	(0000-	) Nut, Hex, Flng, M8 X 1.25	2	
17	1205551	(0000-	) Stud, Ball, 10mm Ball, M8x1.25 Stud	2	
18	1245866	(0000-	) Gasspring, 90lb, 3.15strk	1	

Fig. 9 - Strobe Light and Backup Alarm Group



**Fig. 9 - Strobe Light and Backup Alarm Group**

<b>Ref.</b>	<b>Part No.</b>	<b>Serial Number</b>	<b>Description</b>	<b>Qty.</b>
1	1251334	(0000-	) Bracket Wldt, Light	1
2	1020341	(0000-	) Screw, Hex, M8 X 1.25 X 20, Ss, Sems	4
3	1075283	(0000-	) Light, Strobe, Amb, 12- 48vdc [Led]	1
4	1205799	(0000-	) Screw, Btn, M5 X 0.8 X 16, 8.8, NI, Torx	4
5	1058694	(0000-	) Alarm, Backup, 12- 48vdc, Adj	1
6	32483	(0000-	) Washer, Flat, 0.25, Sae	1
7	19315	(0000-	) Screw, Hex, .25- 20 X 0.50, G5	1
8	377084	(0000-	) Switch, Rocker, Prgrsv	1
9	1064184	(0000-	) Circuitbreaker, 02.5a, Resetable	1
10	1076607	(0000-	) Harness, Ele [Lights, S16]	1
11	1210807	(0000-	) Wire, Tie [W/.25" Fir Tree Clip]	1
12	1252294	(0000-	) Label, Hole, Cover, Taillight	1

Fig. 10 - Headlight and Tail Light Group

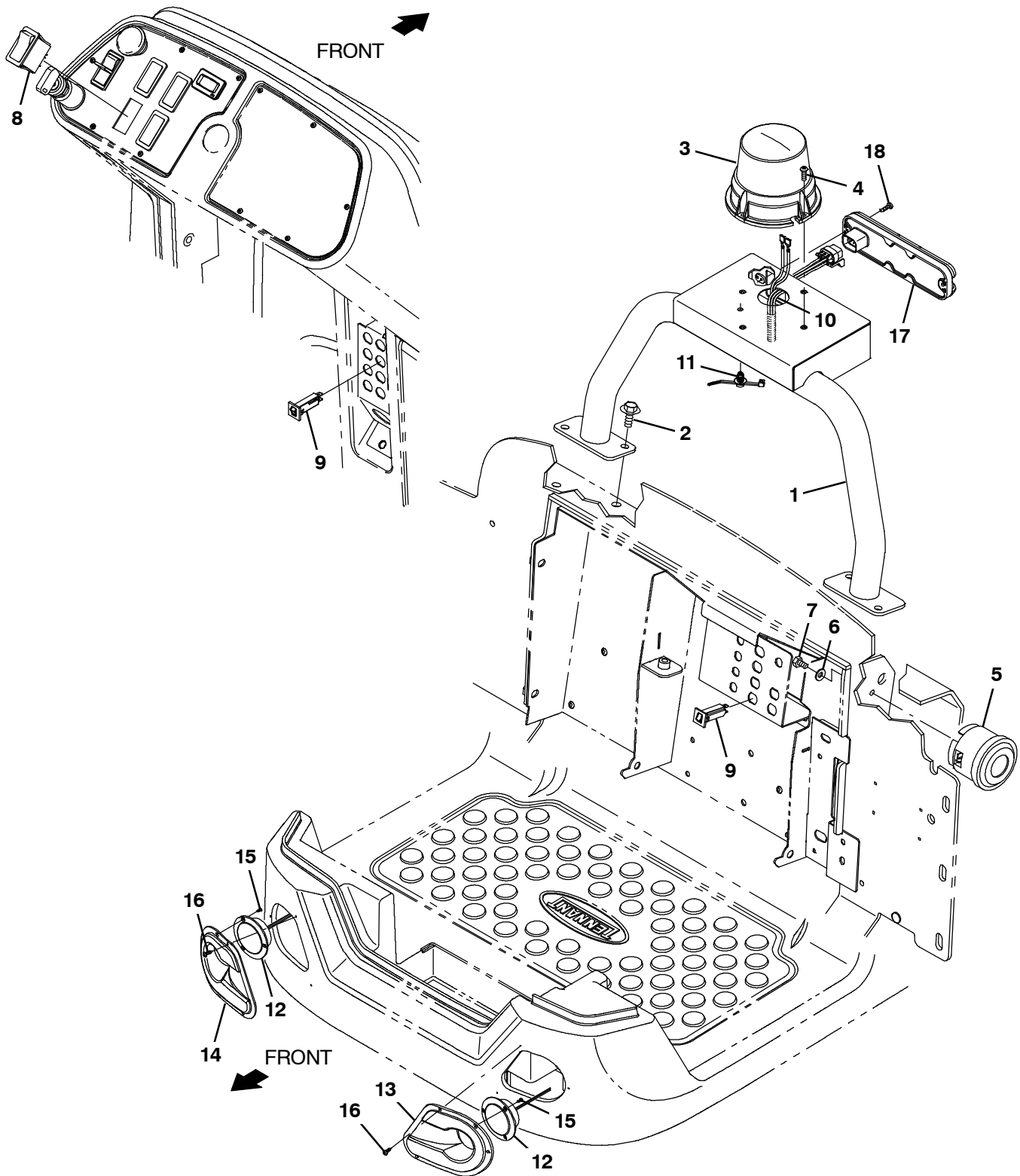
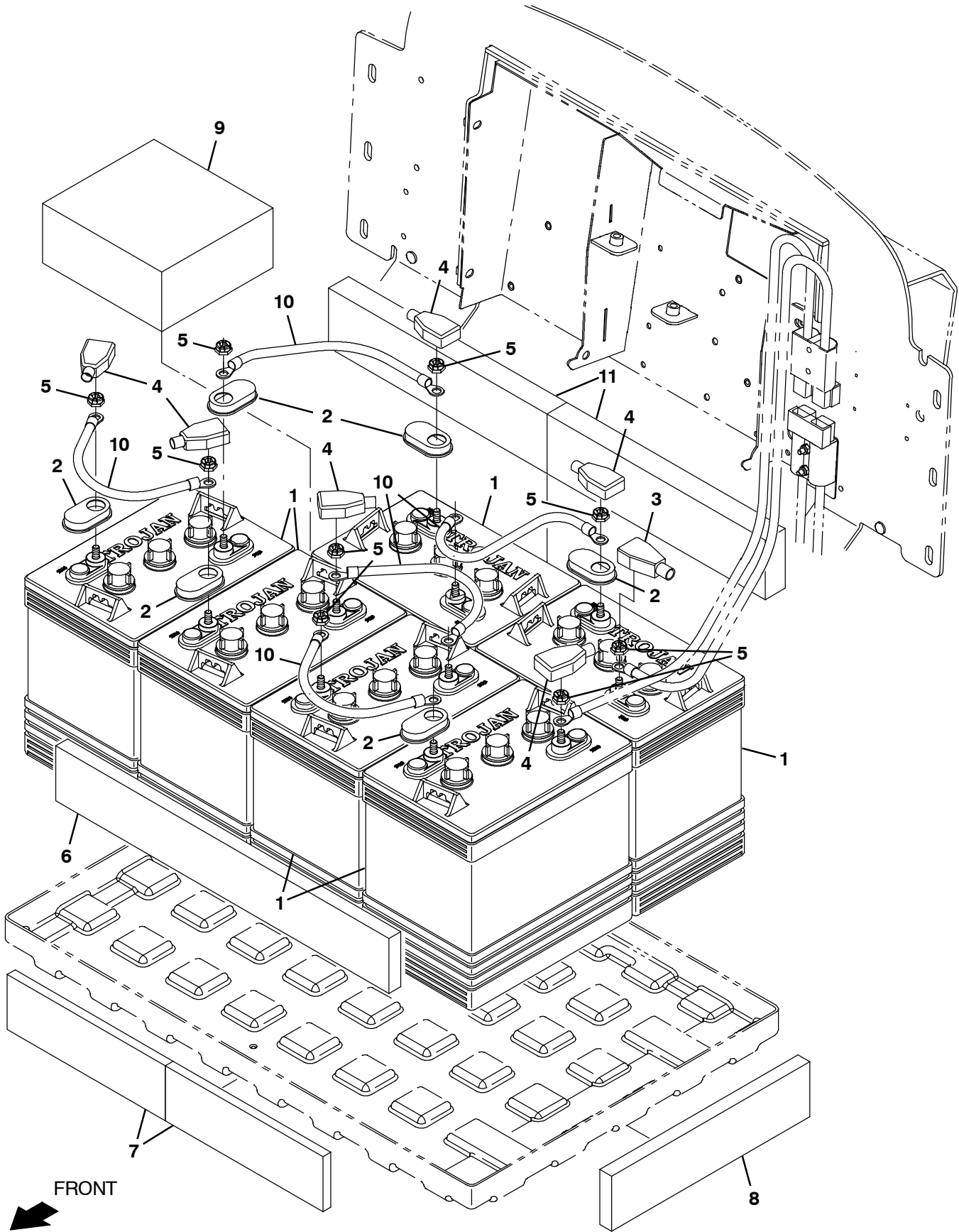


Fig. 10 - Headlight and Tail Light Group

Ref.	Part No.	Serial Number	Description	Qty.
1	1251334	(0000-	) Bracket Wldt, Light	1
2	1020341	(0000-	) Screw, Hex, M8 X 1.25 X 20, Ss, Sems	4
3	1075283	(0000-	) Light, Strobe, Amb, 12- 48vdc [Led]	1
4	1205799	(0000-	) Screw, Btn, M5 X 0.8 X 16, 8.8, NI, Torx	4
5	1058694	(0000-	) Alarm, Backup, 12- 48vdc, Adj	1
6	32483	(0000-	) Washer, Flat, 0.25, Sae	1
7	19315	(0000-	) Screw, Hex, .25- 20 X 0.50, G5	1
8	377084	(0000-	) Switch, Rocker, Prgrsv	1
9	1064184	(0000-	) Circuitbreaker, 02.5a, Resetable	2
10	1076607	(0000-	) Harness, Ele [Lights, S16]	1
11	1210807	(0000-	) Wire, Tie [W/.25" Fir Tree Clip]	1
12	9008182	(0000-	) Light Assy, Pre- Sweep, Afmkt	2
13	1202870	(0000-	) Bezel, Headlight, Lh [W/Inserts]	1
14	1202892	(0000-	) Bezel, Headlight, Rh [W/Inserts]	1
15	06920	(0000-	) Screw, Pan, Phl, M3 X 0.50 X 10, 4.8	6
16	222267	(0000-	) Screw, Pan, Phl, 06- 20 X 0.50, Fmg/Ab	6
17	1248392	(0000-	) Taillight [24- 36vdc, Jw Speaker]	1
18	06927	(0000-	) Screw, Pan, Phl, M4 X 0.70 X 16, 4.8	2

Fig. 11 - Battery Group, Wet, 36V 240AH (APAC Trojan Battery)





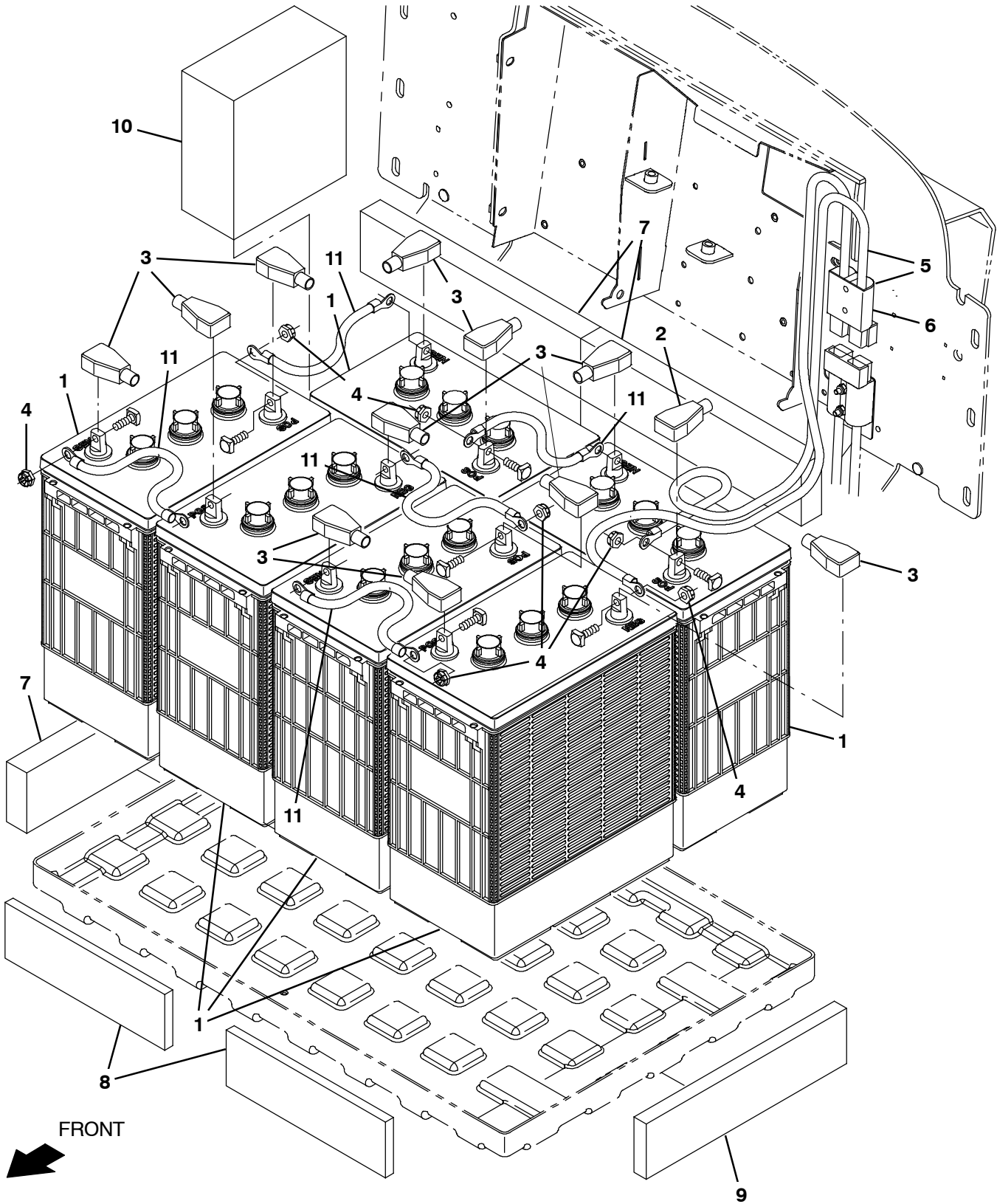
**Fig. 11 - Battery Group, Wet, 36V 240AH (APAC Trojan Battery)**

<b>Ref.</b>	<b>Part No.</b>	<b>Serial Number</b>	<b>Description</b>	<b>Qty.</b>
1	1027944	(0000-	) Battery, Wet, 06vdc 240ah	6
2	1041030	(0000-	) Cap, Battery, Black	12
3	68873	(0000-	) Boot, Terminal, Battery, 02- 01ga, Red	1
4	68872	(0000-	) Boot, Terminal, Battery, 02- 01ga, Blk	11
5	87435	(0000-	) Nut, Hex, Flexlock, .31- 18	12
6	630375	(0000-	) Spacer, Battery, Foam, 1.25 X 3.3 X 13.7	2
7	1243754	(0000-	) Spacer, Battery, 0.50 X 3.0 X 10.0	2
8	1242643	(0000-	) Spacer, Battery, 0.75 X 3.0 X 12.5	1
9	1252818	(0000-	) Spacer, Battery, Foam, 3.25 X 7.5 X 7	1
10	223356	(0000-	) Cable, 04ga 12.0l Blk .31ring /.31ring	5
11	222473	(0000-	) Spacer, Battery, 0.75 X 3.0 X 21.0	1

EMEA = Europe, Middle East, and Africa

APAC = Asia, Pacific

Fig. 12 - Battery Group, Wet, 36V 360AH (APAC Trojan Battery)



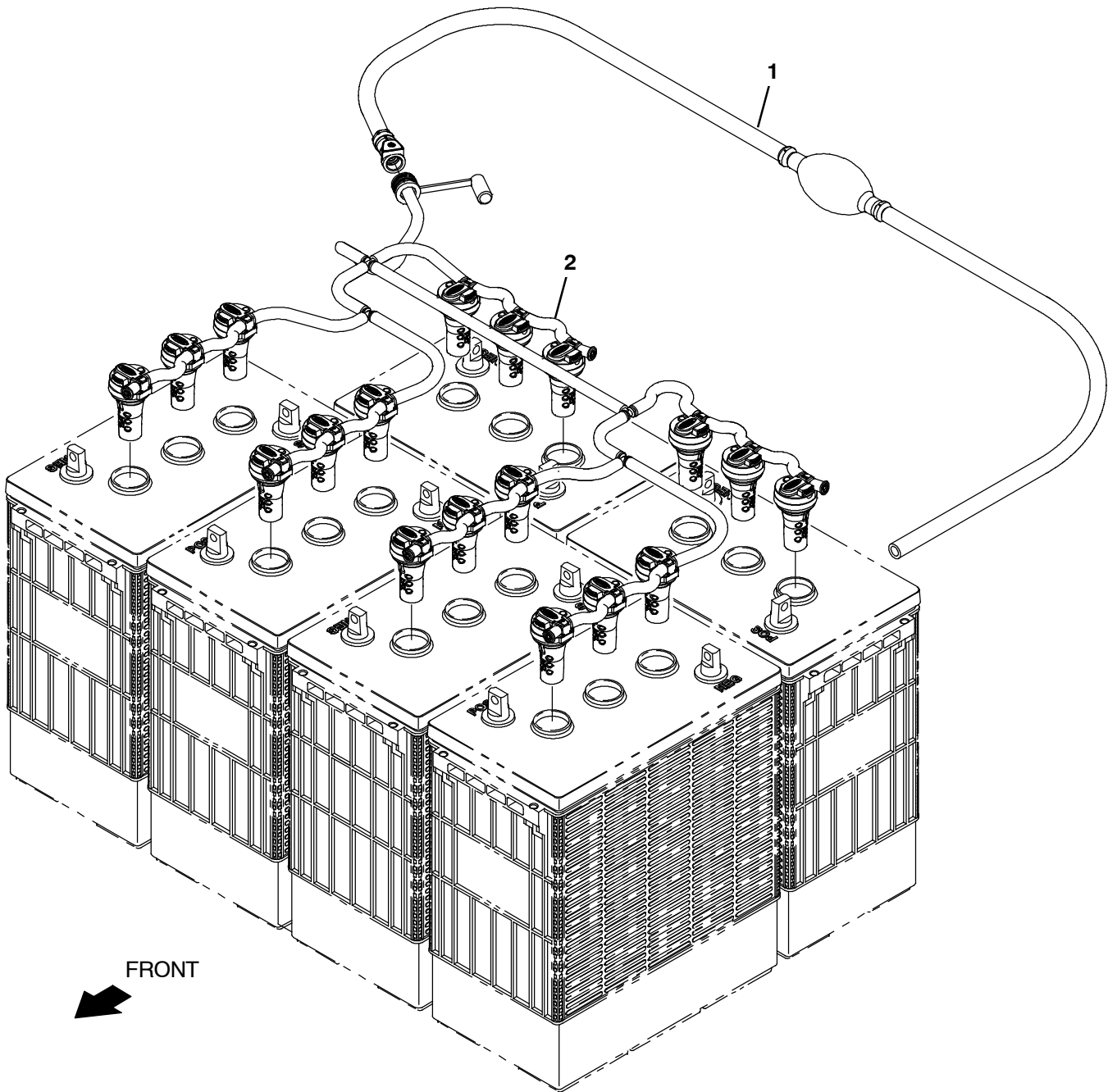
**Fig. 12 - Battery Group, Wet, 36V 360AH (APAC Trojan Battery)**

<b>Ref.</b>	<b>Part No.</b>	<b>Serial Number</b>	<b>Description</b>	<b>Qty.</b>
1	1070587	(0000-	) Battery, Wet, 06vdc 0360ah, W/ Cart [Tr]	6
2	68873	(0000-	) Boot, Terminal, Battery, 02- 01ga, Red	1
3	68872	(0000-	) Boot, Terminal, Battery, 02- 01ga, Blk	11
4	87435	(0000-	) Nut, Hex, Flexlock, .31- 18	12
▽	5	223361	(0000- ) Cable Assy, 04ga .34ring /.34ring, 175a	1
▲	6	22892	(0000- ) Connector, Anderson, 175a, Gray	1
	7	630375	(0000- ) Spacer, Battery, Foam, 1.25 X 3.3 X 13.7	3
	8	1243754	(0000- ) Spacer, Battery, 0.50 X 3.0 X 10.0	2
	9	1242643	(0000- ) Spacer, Battery, 0.75 X 3.0 X 12.5	1
	10	1252818	(0000- ) Spacer, Battery, Foam, 3.25 X 7.5 X 7	1
	11	223356	(0000- ) Cable, 04ga 12.0l Blk .31ring /.31ring	5

EMEA = Europe, Middle East, and Africa

APAC = Asia, Pacific

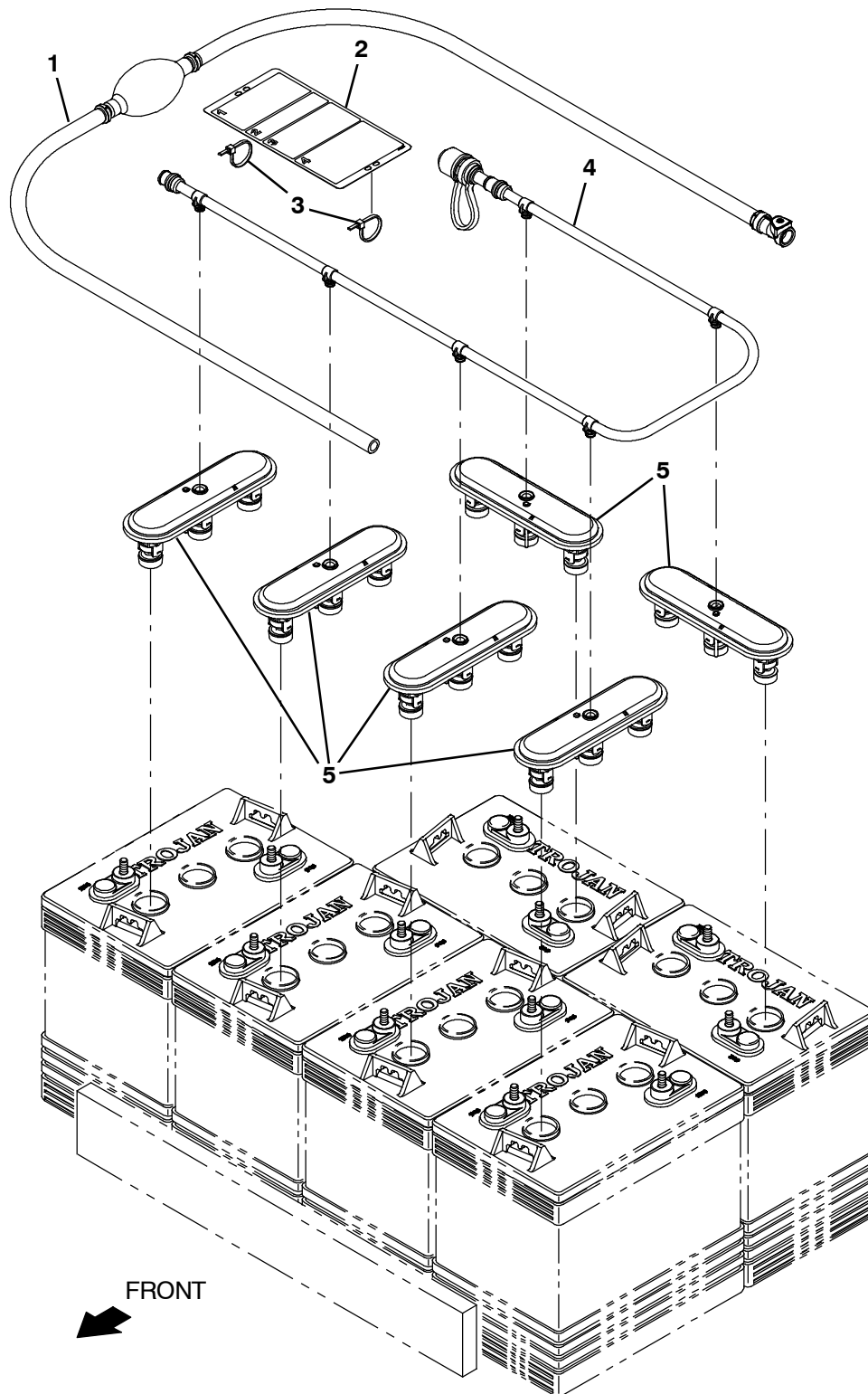
**Fig. 13 - Manual Battery Watering System (APAC Trojan Battery)**



357051 - NA

	Ref.	Part No.	Serial Number	Description	Qty.
▽		9045074	(0000-	) Fill Kit, Battery, Manual, Ci [S16]	1
▲	1	1236295	(0000-	) Pump, Hand, Battery	1
▲	2	1248178	(0000-	) Distribution Assy, Water, Battery	1

Fig. 14 - Hydrolink Battery Watering System (APAC Trojan Battery)



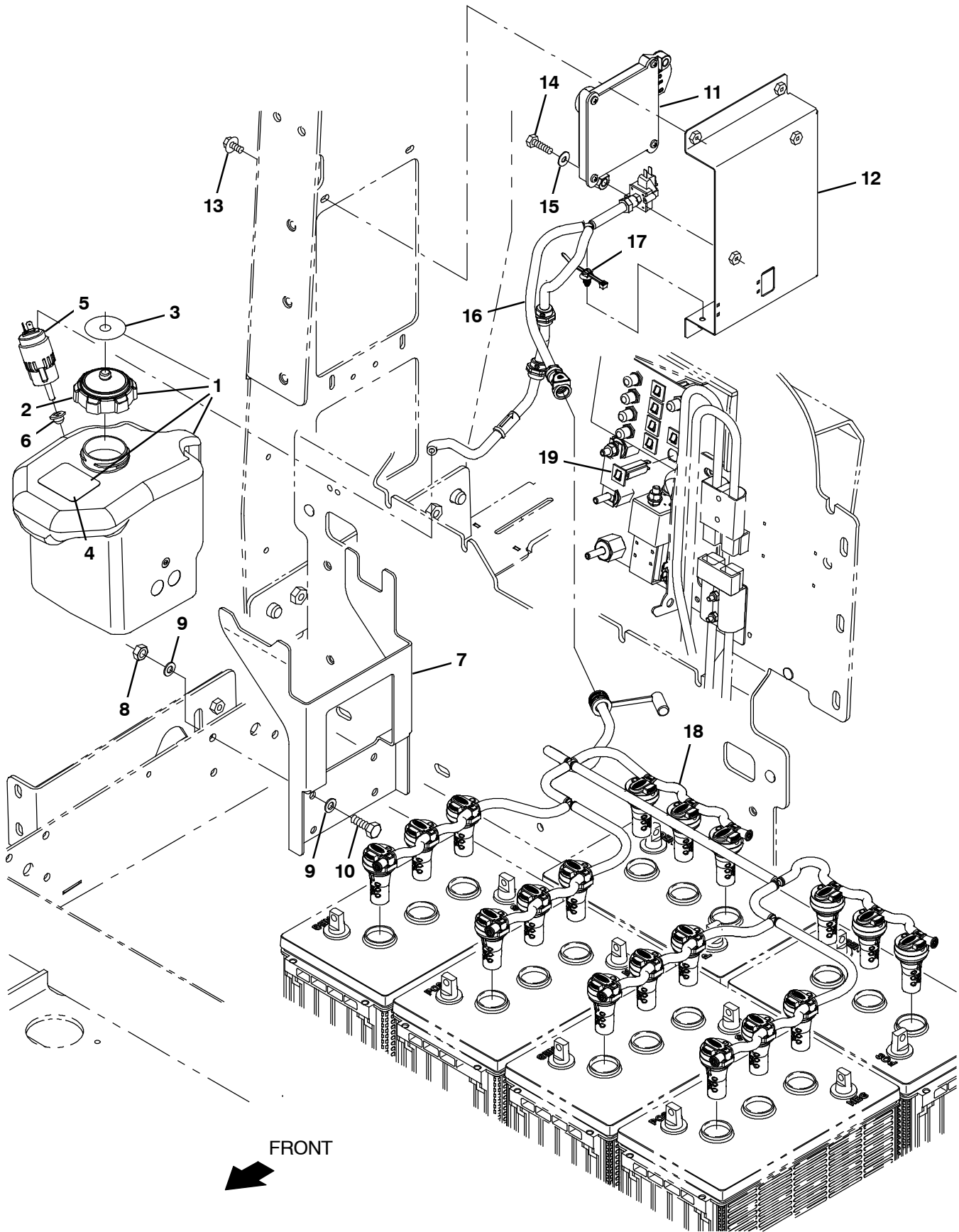
357066 - CE

Ref.	Part No.	Serial Number	Description	Qty.
1	1058939	(0000-	) Pump Kit, Fill, Hand, Battery	6
2	1071084	(0000-	) Label, Tag, Battery [Hydrolink Watering]	1
3	130773	(0000-	) Tie, Cable, Nyl, 11.0l, .14w, 3.0 Max. D	11
4	1230849	(0000-	) Hose Assy, Battery, Watering	12
5	1204142	(0000-	) Manifold, Battery [Trojan Hydrolink]	1

EMEA = Europe, Middle East, and Africa

APAC = Asia, Pacific

Fig. 15 - Smart-Fill Automatic Battery Watering Group (APAC Trojan Battery)



**Fig. 15 - Smart-Fill Automatic Battery Watering Group (APAC Trojan Battery)**

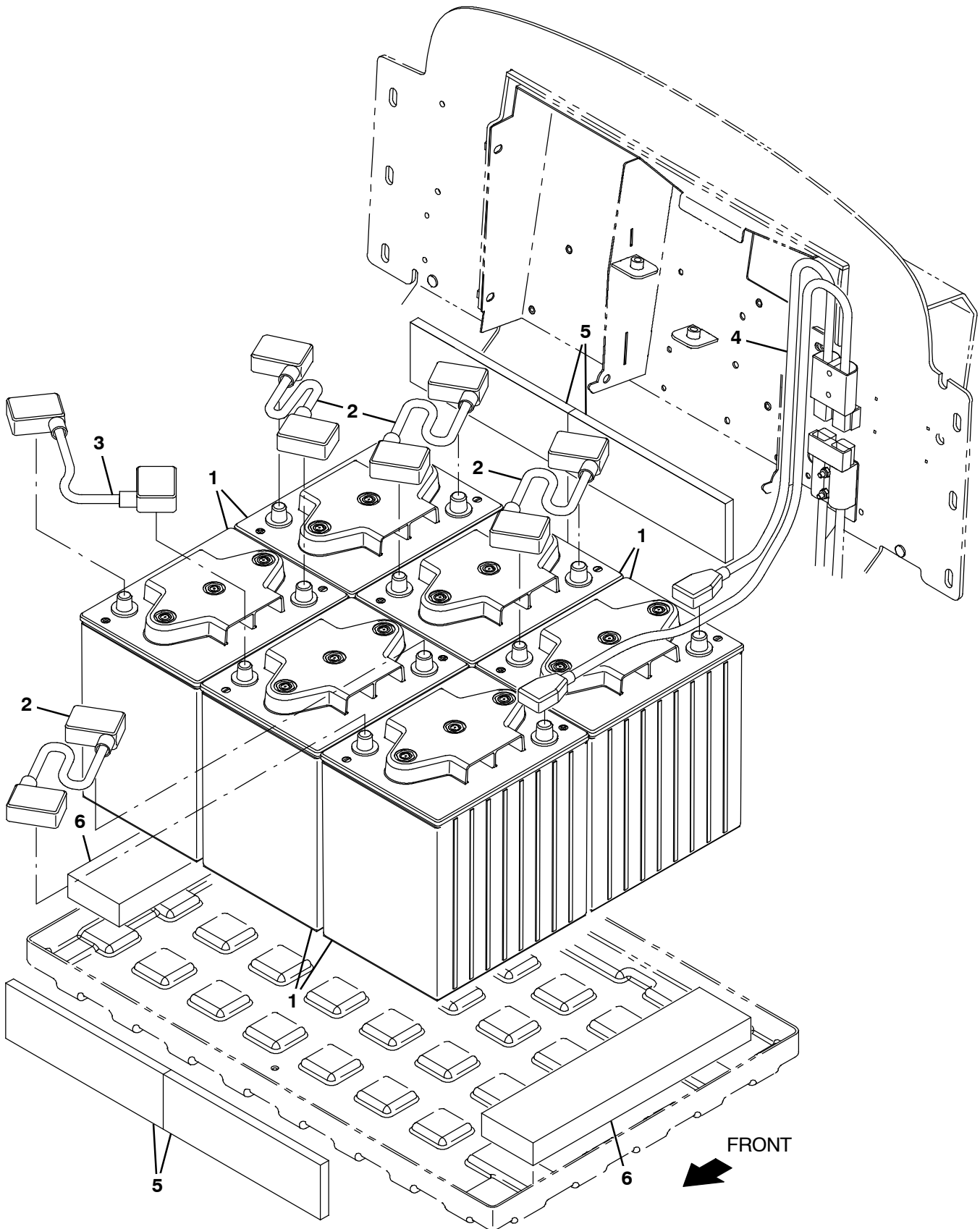
Ref.	Part No.	Serial Number	Description	Qty.
▽	1	9045064	(0000- ) Tank Assy, Abw 4.0l	1
▲	2	1235763	(0000- ) Cap, Tank, 2.25 [Blue,Vented W/Lanyard]	1
▲	3	1224988	(0000- ) Label, Automated Battery Watering	1
▲	4	1233633	(0000- ) Label, Detgt [Do Not Add]	1
▲	5	1231018	(0000- ) Pump, In- Tank, 13.5vdc 3.5lpm	1
▲	6	1231338	(0000- ) Grommet, Pump	1
	7	1239470	(0000- ) Bracket, Mount, Tank [Abw]	1
	8	08709	(0000- ) Nut, Hex, Lock, M8 X 1.25, NI	4
	9	39349	(0000- ) Washer, Flat, 0.31, Sae	8
	10	09010	(0000- ) Screw, Hex, M8 X 1.25 X 25, Ss	4
	11	9016770*	(0000- ) Controller Kit, Battery, 24vdc, Ci [Abw]	1
	12	1239279	(0000- ) Bracket Wldt, Mount, Abw	1
	13	1034731	(0000- ) Screw, Hex, M6 X 1.00 X 16, Sems, Ss	4
	14	09007	(0000- ) Screw, Hex, M6 X 1.00 X 25, Ss	2
	15	01684	(0000- ) Washer, Flat, 0.27b 0.69d .05, Ss	2
	16	1246536	(0000- ) Delivery Assy, Water, Battery	1
	17	1210807	(0000- ) Wire, Tie [W/.25" Fir Tree Clip]	1
	18	1248178	(0000- ) Distribution Assy, Water, Battery	1
	19	1064184	(0000- ) Circuitbreaker, 02.5A, Resetable	1
		1233145	(0000- ) Tag, Attention [Fill Abw Tank]	1

\* Requires Tennant *True* service or an authorized Tennant service provider.

EMEA = Europe, Middle East, and Africa

APAC = Asia, Pacific

Fig. 16 - Battery Group, Wet, 36V 180AH, GEL (EMEA)





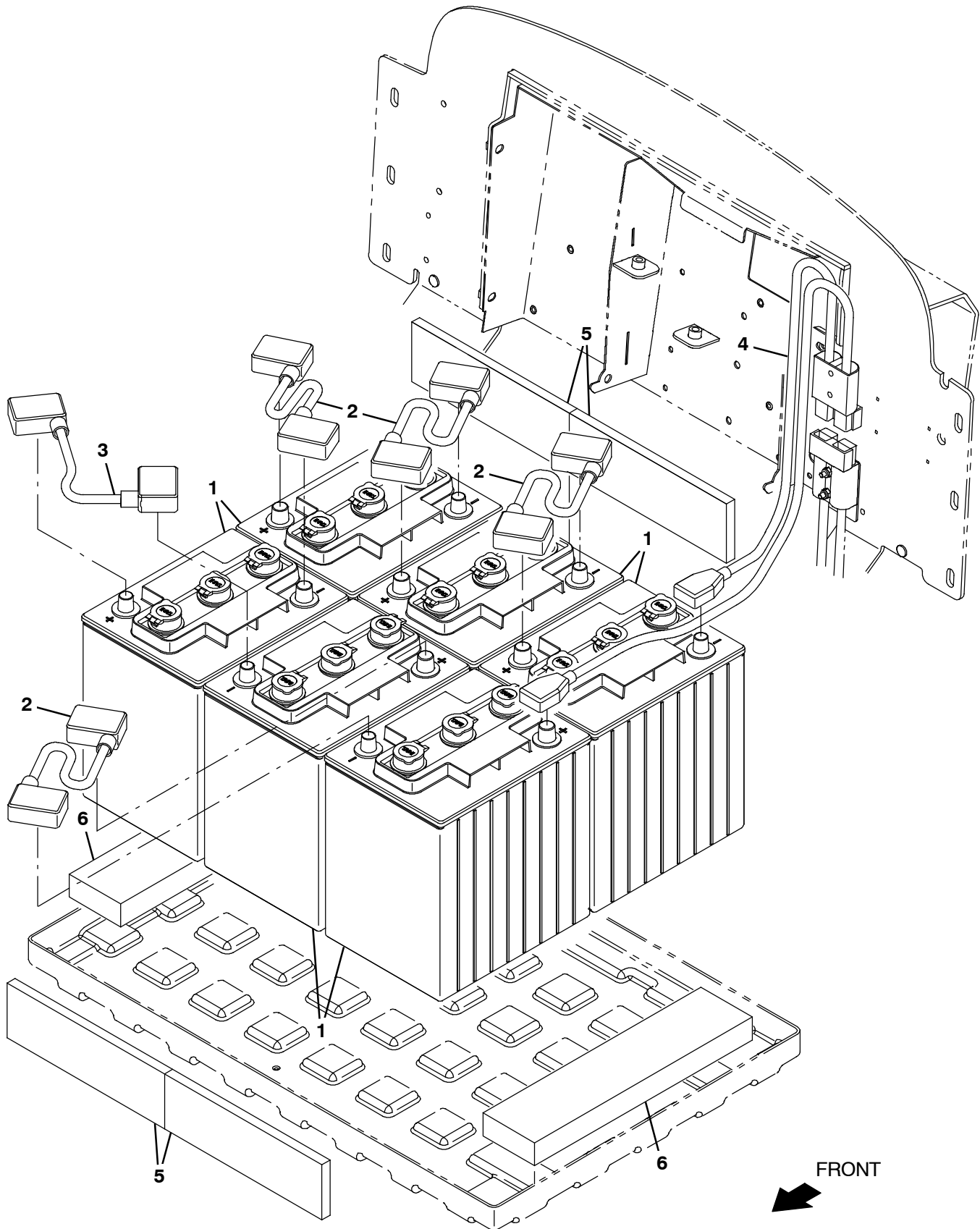
**Fig. 16 - Battery Group, Wet, 36V 180AH, GEL (EMEA)**

<b>Ref.</b>	<b>Part No.</b>	<b>Serial Number</b>	<b>Description</b>	<b>Qty.</b>
1	994203	(0000-	) Battery, 06vdc 0180ah [5h,Gf06180]	6
2	1065638	(0000-	) Cable, Battery, 16mm2 0290l Blk, 2clamp	4
3	99449	(0000-	) Cable, Battery, 16mm2 0600l Blk, 2clamp	1
4	97399	(0000-	) Cable Assy, Battery, 25mm2, 2clamp, 175a	1
5	1243754	(0000-	) Spacer, Battery, 0.50 X 3.0 X 10.0	4
6	630375	(0000-	) Spacer, Battery, Foam, 1.25 X 3.3 X 13.7	2

EMEA = Europe, Middle East, and Africa

APAC = Asia, Pacific

Fig. 17 - Battery Group, Wet, 36V 180AH (EMEA TAB Battery)



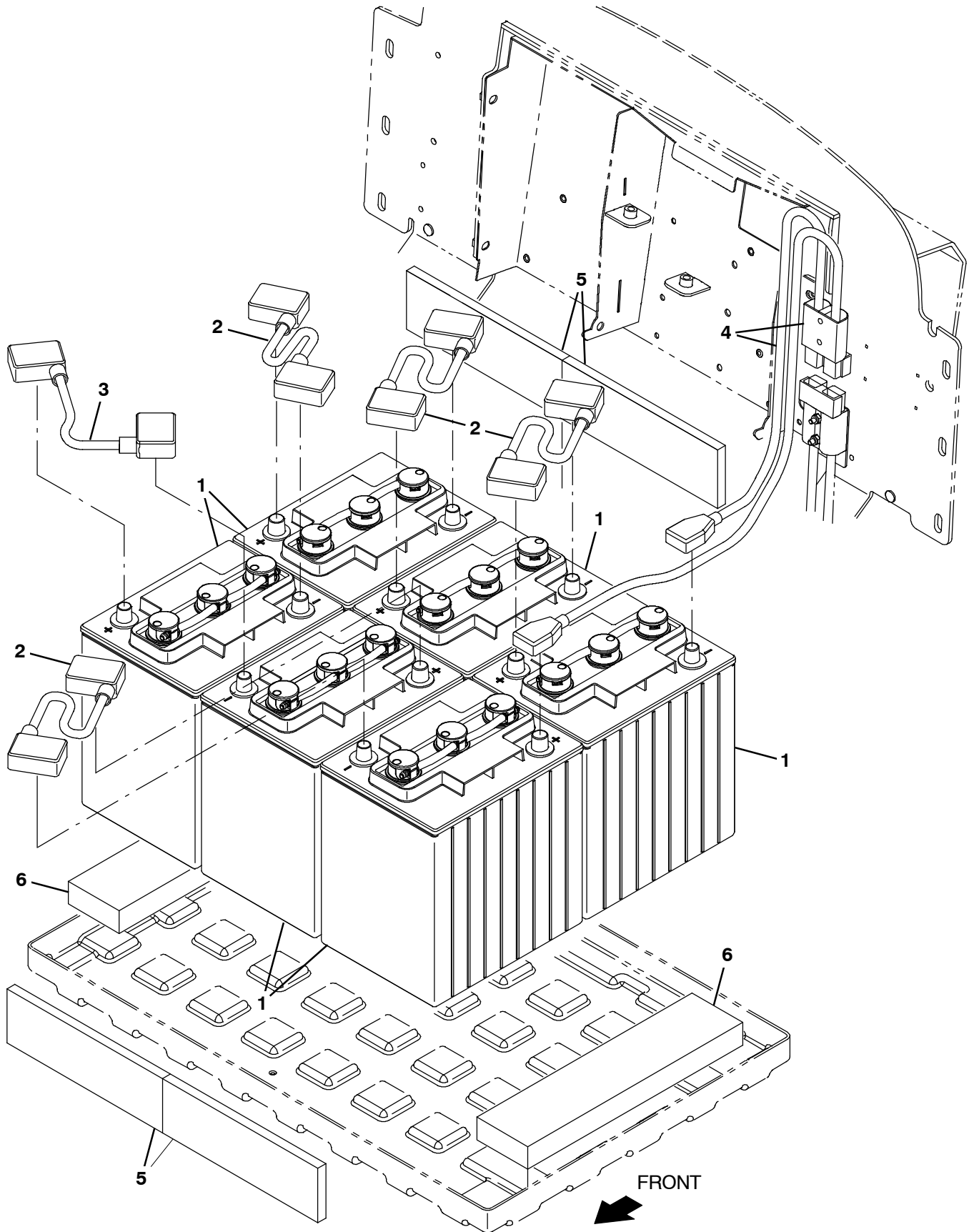
**Fig. 17 - Battery Group, Wet, 36V 180Ah (EMEA TAB Battery)**

<b>Ref.</b>	<b>Part No.</b>	<b>Serial Number</b>	<b>Description</b>	<b>Qty.</b>
1	1214518	(0000-	) Battery, Wet, 6vdc, 180ah	6
2	1065638	(0000-	) Cable, Battery, 16mm2 0290l Blk, 2clamp	4
3	99449	(0000-	) Cable, Battery, 16mm2 0600l Blk, 2clamp	1
4	97399	(0000-	) Cable Assy, Battery, 25mm2, 2clamp, 175a	1
5	1243754	(0000-	) Spacer, Battery, 0.50 X 3.0 X 10.0	4
6	630375	(0000-	) Spacer, Battery, Foam, 1.25 X 3.3 X 13.7	2

EMEA = Europe, Middle East, and Africa

APAC = Asia, Pacific

Fig. 18 - Battery Group, Wet, 36V 180AH (EMEA TAB C5 BFS Battery)



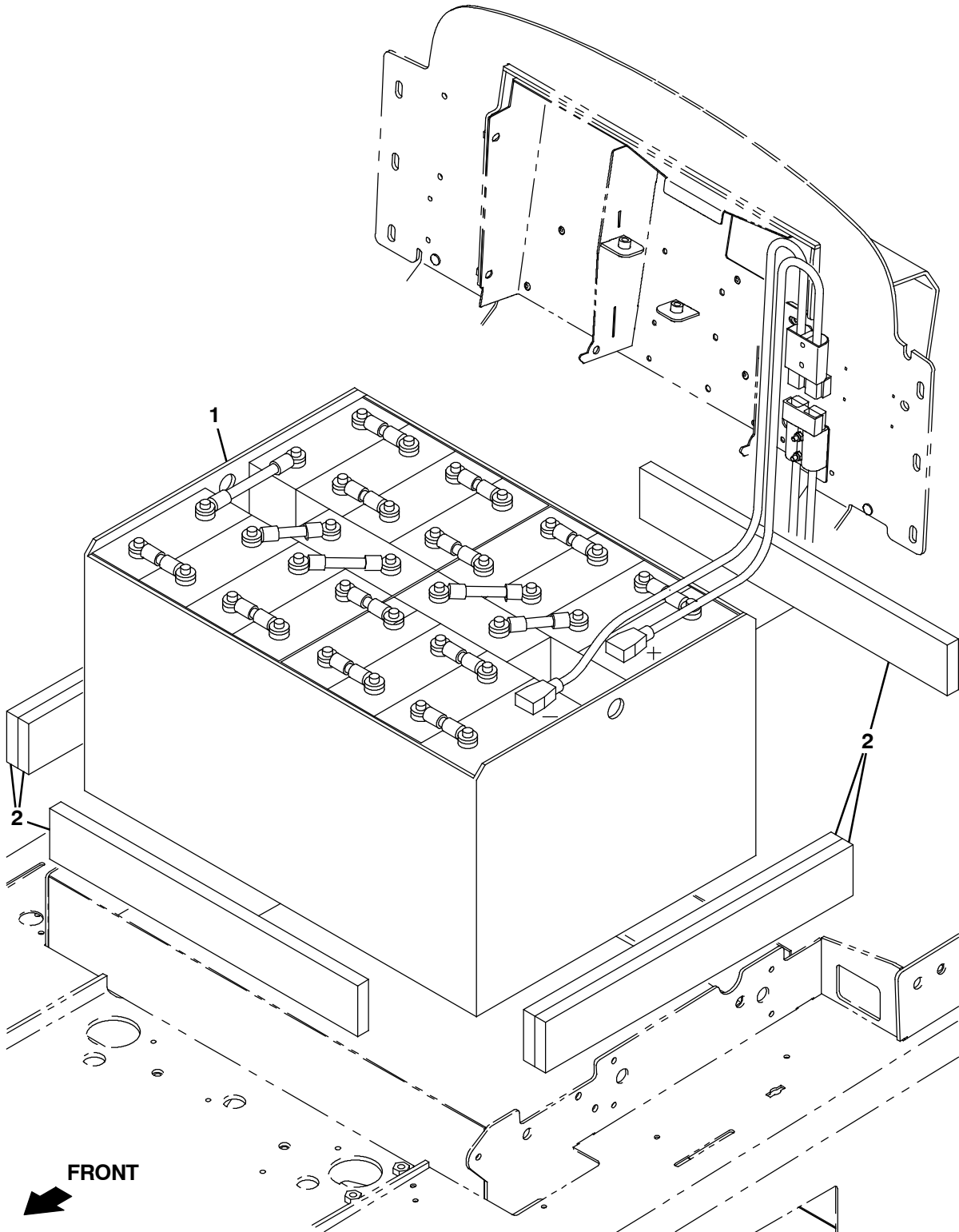
**Fig. 18 - Battery Group, Wet, 36V 180Ah (EMEA TAB C5 BFS Battery)**

<b>Ref.</b>	<b>Part No.</b>	<b>Serial Number</b>	<b>Description</b>	<b>Qty.</b>
1	1227475	(0000-	) Battery, Wet, 6vdc, 180ah C/5, Bfs	6
2	1065638	(0000-	) Cable, Battery, 16mm2 0290l Blk, 2clamp	4
3	99449	(0000-	) Cable, Battery, 16mm2 0600l Blk, 2clamp	1
4	97399	(0000-	) Cable Assy, Battery, 25mm2, 2clamp, 175a	1
5	1243754	(0000-	) Spacer, Battery, 0.50 X 3.0 X 10.0	4
6	630375	(0000-	) Spacer, Battery, Foam, 1.25 X 3.3 X 13.7	2

EMEA = Europe, Middle East, and Africa

APAC = Asia, Pacific

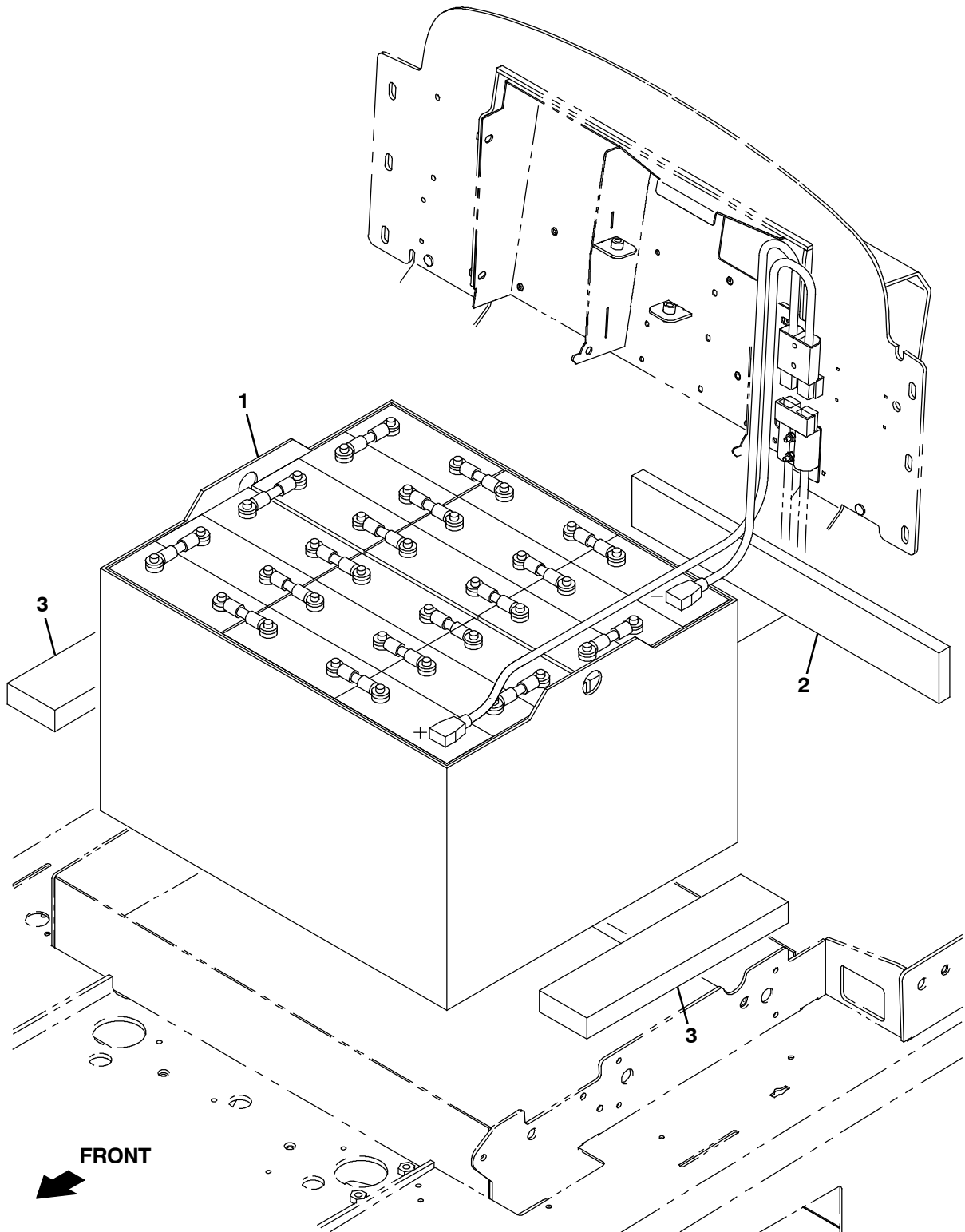
**Fig. 19 - Battery Group, Wet, 36V 240AH, C5 (EMEA)**



357045 - CE

Ref.	Part No.	Serial Number	Description	Qty.
1	1041464	(0000-	) Battery, 36vdc 0240ah C5 Wet [4pzs+Bfs]	1
2	222473	(0000-	) Spacer, Battery, 0.75 X 3.0 X 21.0	6

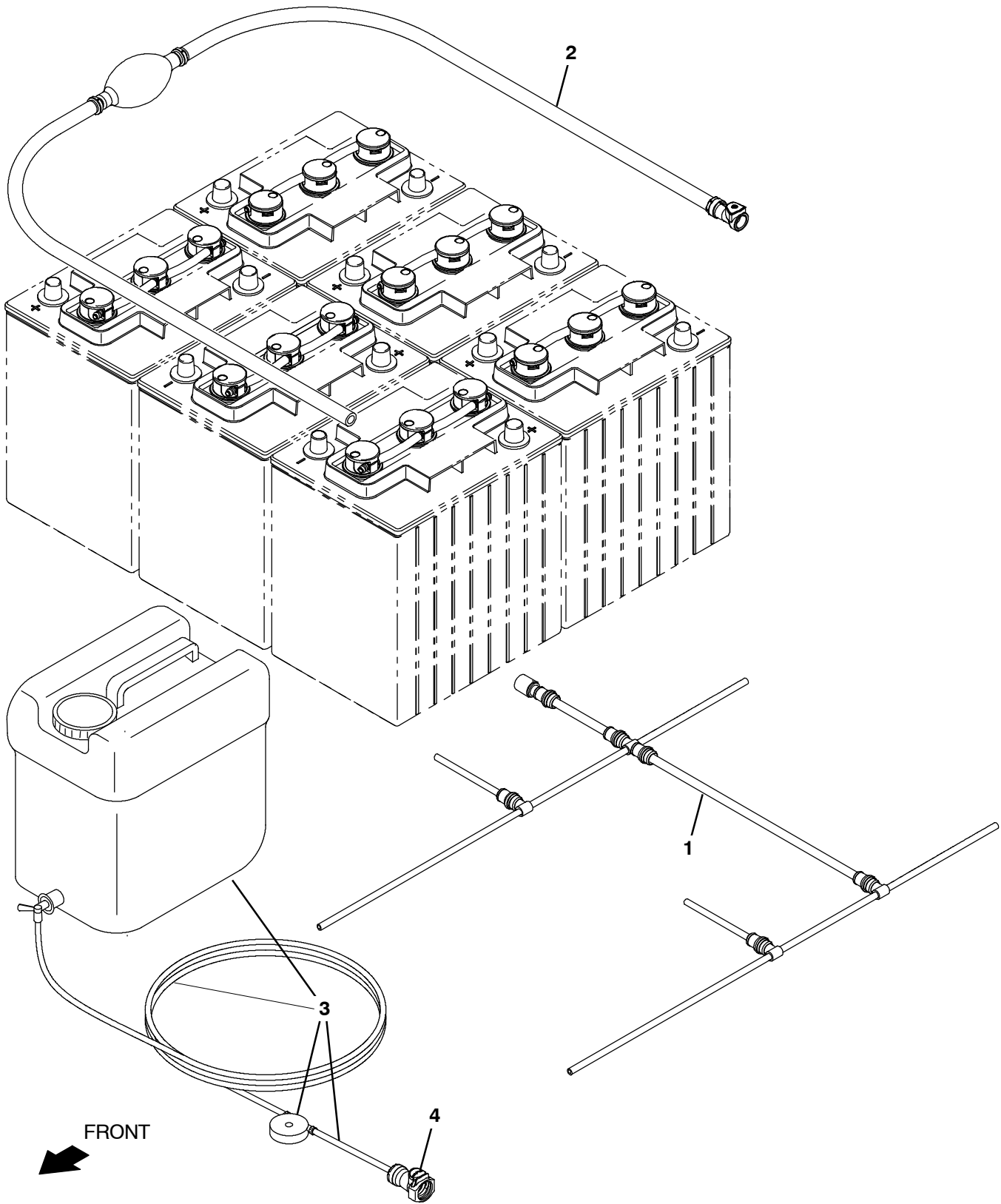
Fig. 20 - Battery Group, Wet, 36V 220AH, GEL (EMEA)



357046 - CE

Ref.	Part No.	Serial Number	Description	Qty.
1	1072465	(0000-	) Battery, 36vdc 0220ah C5 Gel [Pzv]	1
2	222473	(0000-	) Spacer, Battery, 0.75 X 3.0 X 21.0	1
3	630375	(0000-	) Spacer, Battery, Foam, 1.25 X 3.3 X 13.7	2

Fig. 21 - Manual Battery Watering System (EMEA TAB C5 BFS Battery)





**Fig. 21 - Manual Battery Watering System (EMEA TAB C5 BFS Battery)**

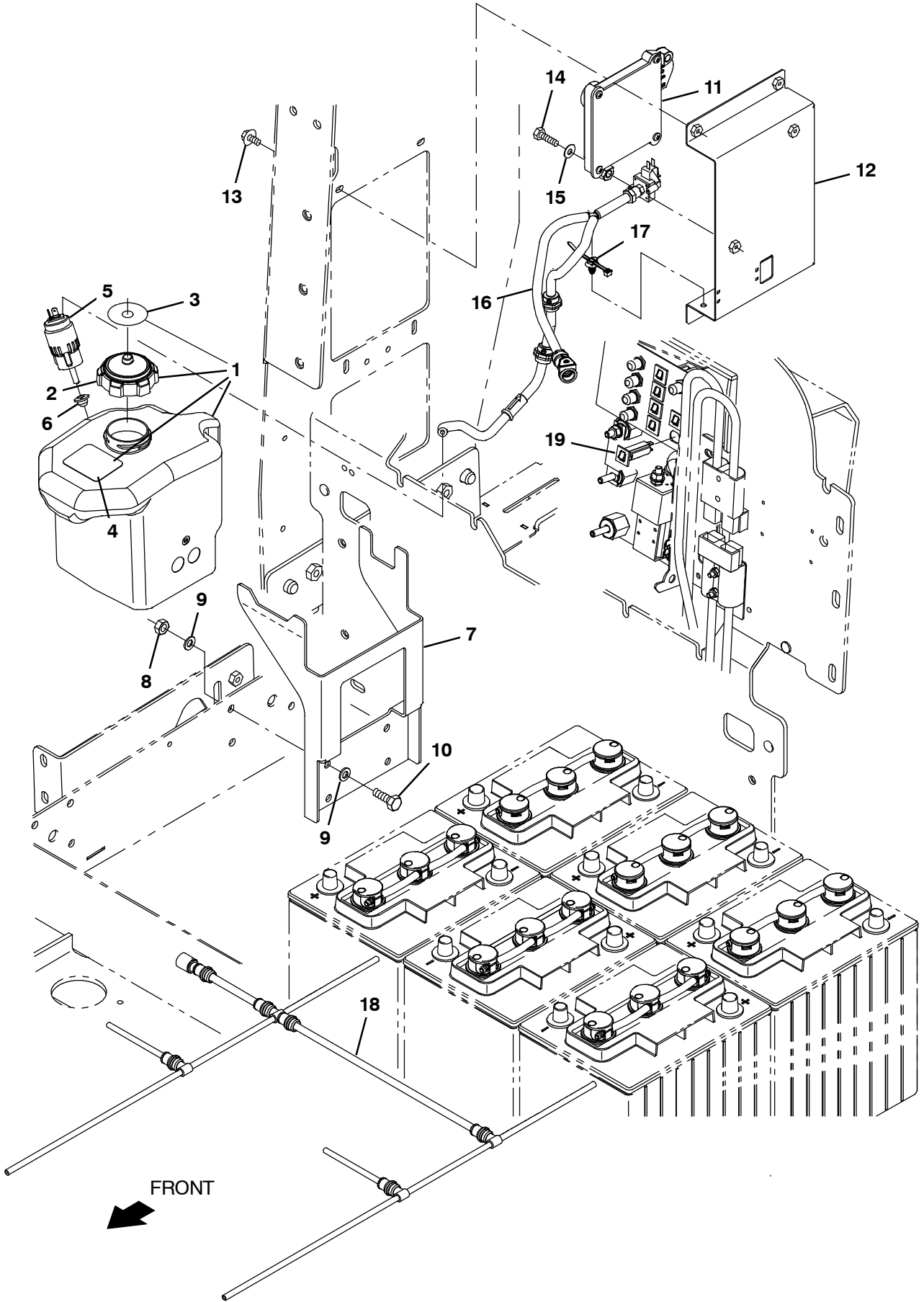
<b>Ref.</b>	<b>Part No.</b>	<b>Serial Number</b>	<b>Description</b>	<b>Qty.</b>
1	1230849	(0000-	) Hose Assy, Battery, Watering	4
2	1058939	(0000-	) Pump Kit, Fill, Hand, Battery	1
3	1072526	(0000-	) Tank, Water, 30.0L, Battery Fill Sys	1
4	1221589	(0000-	) Fitting, Plstc, Str, Bm06, Cplg, Fem[HI]	1

NOTE: For use with 1227475 Wet BFS batteries only.

EMEA = Europe, Middle East, and Africa

APAC = Asia, Pacific

Fig. 22 - Smart-Fill Automatic Battery Watering Group (EMEA TAB C5 BFS Battery)



**Fig. 15 - Smart-Fill Automatic Battery Watering Group (EMEA TAB C5 BFS Battery)**

Ref.	Part No.	Serial Number	Description	Qty.
▽	1	9045064	(0000- ) Tank Assy, Abw 4.0l	1
▲	2	1235763	(0000- ) Cap, Tank, 2.25 [Blue,Vented W/Lanyard]	1
▲	3	1224988	(0000- ) Label, Automated Battery Watering	1
▲	4	1233633	(0000- ) Label, Detgt [Do Not Add]	1
▲	5	1231018	(0000- ) Pump, In- Tank, 13.5vdc 3.5lpm	1
▲	6	1231338	(0000- ) Grommet, Pump	1
	7	1239470	(0000- ) Bracket, Mount, Tank [Abw]	1
	8	08709	(0000- ) Nut, Hex, Lock, M8 X 1.25, NI	4
	9	39349	(0000- ) Washer, Flat, 0.31, Sae	8
	10	09010	(0000- ) Screw, Hex, M8 X 1.25 X 25, Ss	4
	11	9016770*	(0000- ) Controller Kit, Battery, 24vdc, Ci [Abw]	1
	12	1239279	(0000- ) Bracket Wldt, Mount, Abw	1
	13	1034731	(0000- ) Screw, Hex, M6 X 1.00 X 16, Sems, Ss	4
	14	09007	(0000- ) Screw, Hex, M6 X 1.00 X 25, Ss	2
	15	01684	(0000- ) Washer, Flat, 0.27b 0.69d .05, Ss	2
	16	1246536	(0000- ) Delivery Assy, Water, Battery	1
	17	1210807	(0000- ) Wire, Tie [W/.25" Fir Tree Clip]	1
	18	1230849	(0000- ) Hose Assy, Battery, Watering	4
	19	1064184	(0000- ) Circuitbreaker, 02.5A, Resetable	1
		1233145	(0000- ) Tag, Attention [Fill Abw Tank]	1

\* Requires Tennant *True* service or an authorized Tennant service provider.

NOTE: For use with 1227475 Wet BFS batteries only.

EMEA = Europe, Middle East, and Africa

APAC = Asia, Pacific

Fig. 23 - On-Board Battery Charger Group

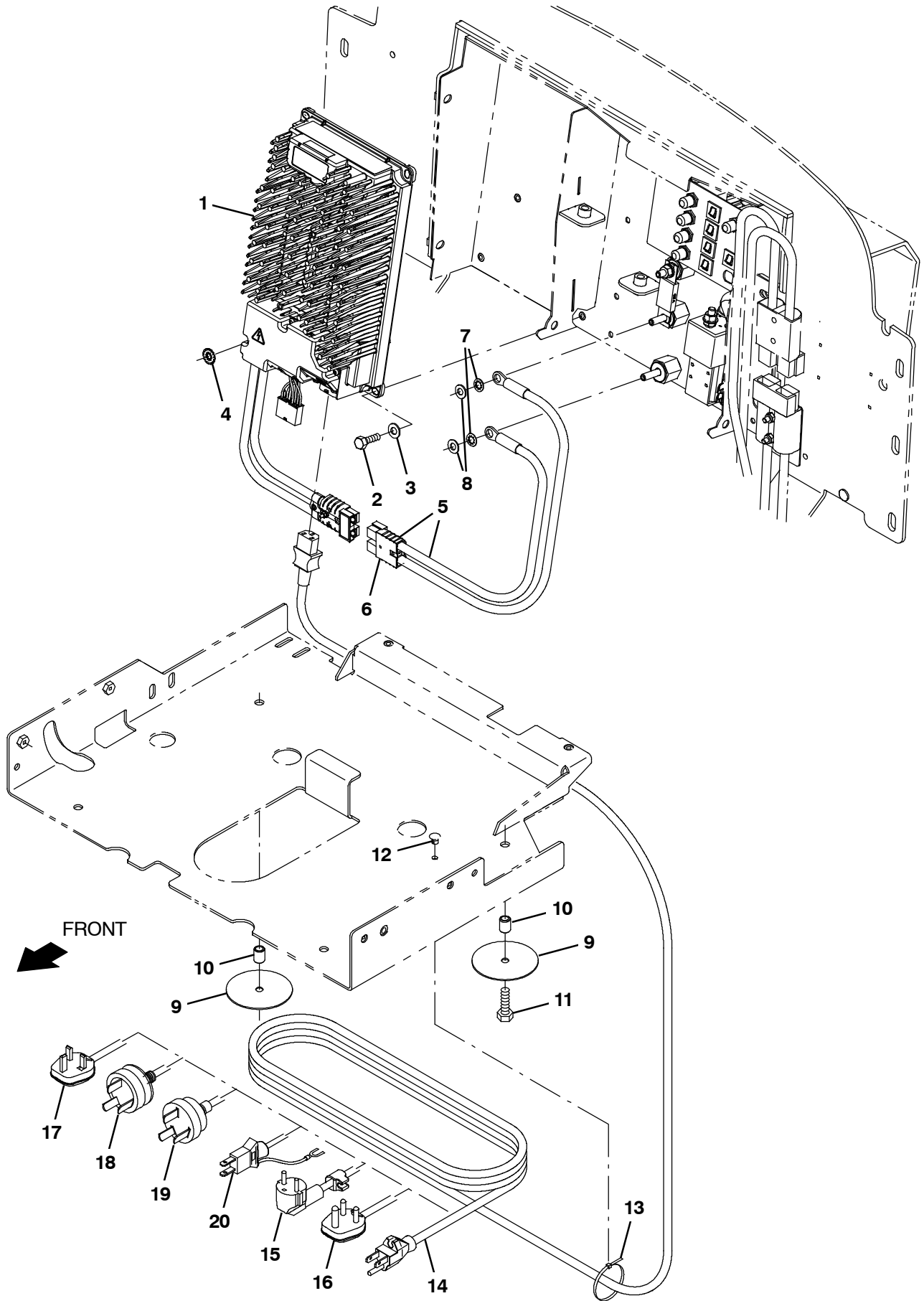


Fig. 23 - On-Board Battery Charger Group

Ref.	Part No.	Serial Number	Description	Qty.	
1	1229621	(0000-	) Charger, 36vdc 900w 100- 240vac [On Brd]	1	
1	1229475	(0000-	) Charger 36vdc 1200w 100- 240vac [On Brd] (Not Shown)	1	
2	12277	(0000-	) Screw, Hex, M6 X 1.00 X 20, NI, Ss	4	
3	01684	(0000-	) Washer, Flat, 0.27b 0.69d .05, Ss	4	
4	41140	(0000-	) Washer, Lock, Int- Ext, 0.25	1	
▽	5	1075458	(0000-	) Harness, Chrgr, 10ga [M8 Ring/M8 Ring]	1
▲	6	130155	(0000-	) Connector, Battery, 6ga 50a, Gray[2cont]	1
7	32984	(0000-	) Washer, Lock, Int, 0.31	2	
8	39349	(0000-	) Washer, Flat, 0.31, Sae	2	
9	1236882	(0000-	) Plate, Retainer	2	
10	80395	(0000-	) Sleeve, P/M, 0.32b 0.50d 0.7l [430ss]	2	
11	09011	(0000-	) Screw, Hex, M8 X 1.25 X 30, Ss	2	
12	1202868	(0000-	) Clip, Tie, 0.25d, Plstc	1	
13	763114	(0000-	) Tie, Cable, 11.3l, 2.75d Max	1	
14	1025642	(0000-	) Cord, Power, 15ft Blk [Us]	1	
15	1032849	(0000-	) Cord, Power, Blk [4.5meter, Ce]	1	
16	1048304	(0000-	) Cord, Power [4.5meter, India, S.Africa]	1	
17	1032820	(0000-	) Cord, Power, Blk [4.5meter, UK]	1	
18	1026325	(0000-	) Cord, Power, 1.0mm <sup>2</sup> /3 Blk[2.5meter, Aus]	1	
19	1026330	(0000-	) Cord, Power, 1.0mm <sup>2</sup> [2.5meter]	1	
20	1019426	(0000-	) Cord, Chrgr, Ele, Tj	1	

Fig. 24 - Off-Board Battery Chargers Group

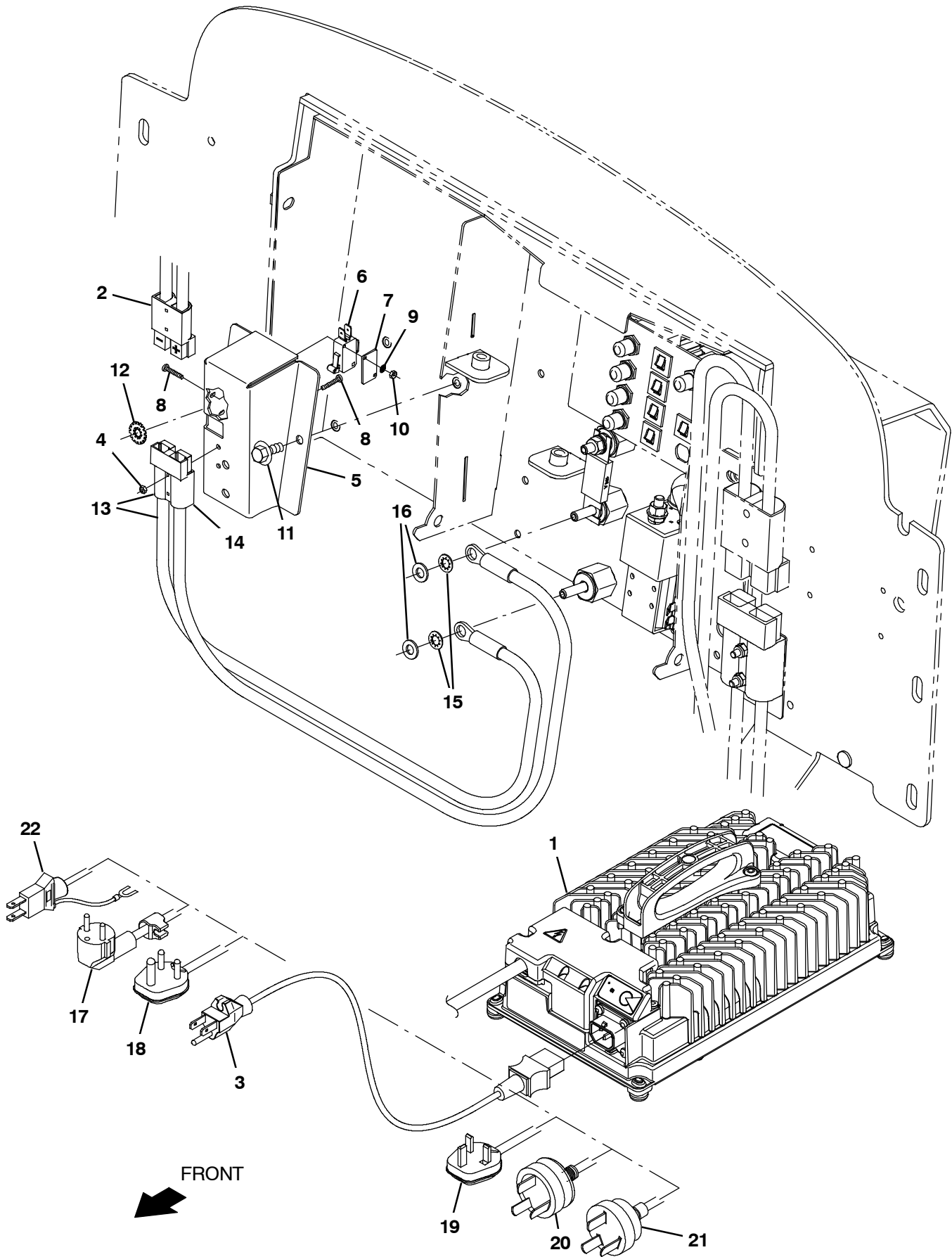
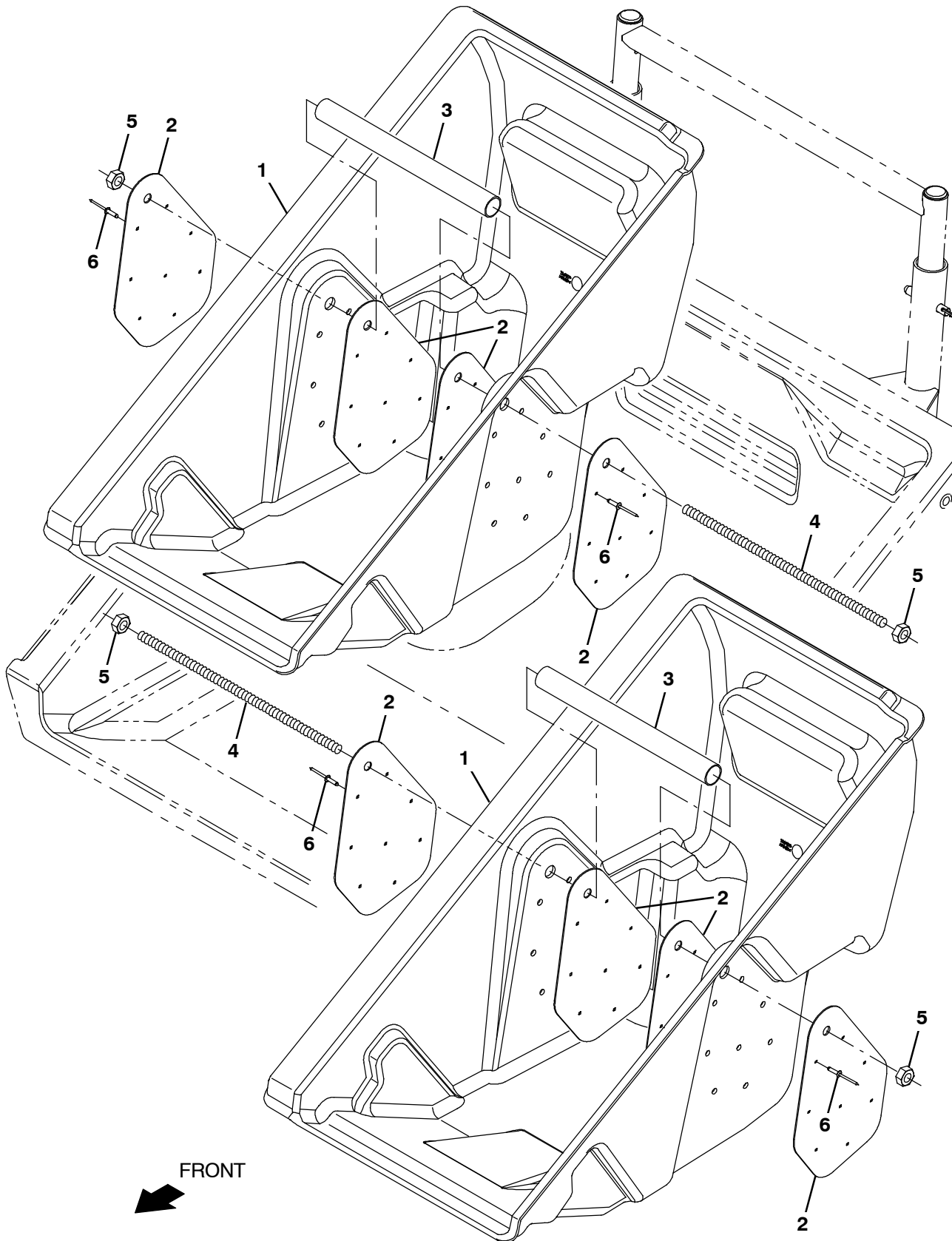


Fig. 24 - Off- Board Battery Chargers Group

	Ref.	Part No.	Serial Number	Description	Qty.
▽	1	1234826	(0000-	) Charger, 36vdc 900w 100- 240vac [Off Brd]	1
▲	2	130155	(0000-	) Connector, Battery, 6ga 50a, Gray[2cont]	1
	3	1025642	(0000-	) Cord, Power, 16/3, 15ft Blk [Us]	1
	4	579211	(0000-	) Nut, Hex, Lock, M3 X 0.50, NI, Ss	2
	5	1239716	(0000-	) Bracket, Mount, Switch	1
	6	600437	(0000-	) Switch, Snap, 15a, Rlr	1
	7	601359	(0000-	) Plate, Backing, Switch	1
	8	06922	(0000-	) Screw, Pan, Phl, M3 X 0.50 X 20, 4.8	4
	9	39658	(0000-	) Washer, Lock, Int, 04	2
	10	579211	(0000-	) Nut, Hex, Lock, M3 X 0.50, NI, Ss	2
	11	1034731	(0000-	) Screw, Hex, M6 X 1.00 X 16, Sems, Ss	2
	12	41140	(0000-	) Washer, Lock, Int- Ext, 0.25	1
▽	13	1075458	(0000-	) Harness, Chrgr, 10ga [M8 Ring/M8 Ring]	1
▲	14	130155	(0000-	) Connector, Battery, 6ga 50a, Gray[2cont]	1
	15	32984	(0000-	) Washer, Lock, Int, 0.31	2
	16	39349	(0000-	) Washer, Flat, 0.31, Sae	2
	17	1032849	(0000-	) Cord, Power, Blk [4.5meter, Ce]	1
	18	1048304	(0000-	) Cord, Power [4.5meter, India, S.Africa]	1
	19	1032820	(0000-	) Cord, Power, Blk [4.5meter, Uk]	1
	20	1026325	(0000-	) Cord, Power, 1.0mm2/3 Blk[2.5meter, Aus]	1
	21	1026330	(0000-	) Cord, Power, 1.0mm2 [2.5meter]	1
	22	1019426	(0000-	) Cord, Chrgr, Ele, Tj	1

Fig. 25 - Low Dump Hopper Bins Kit

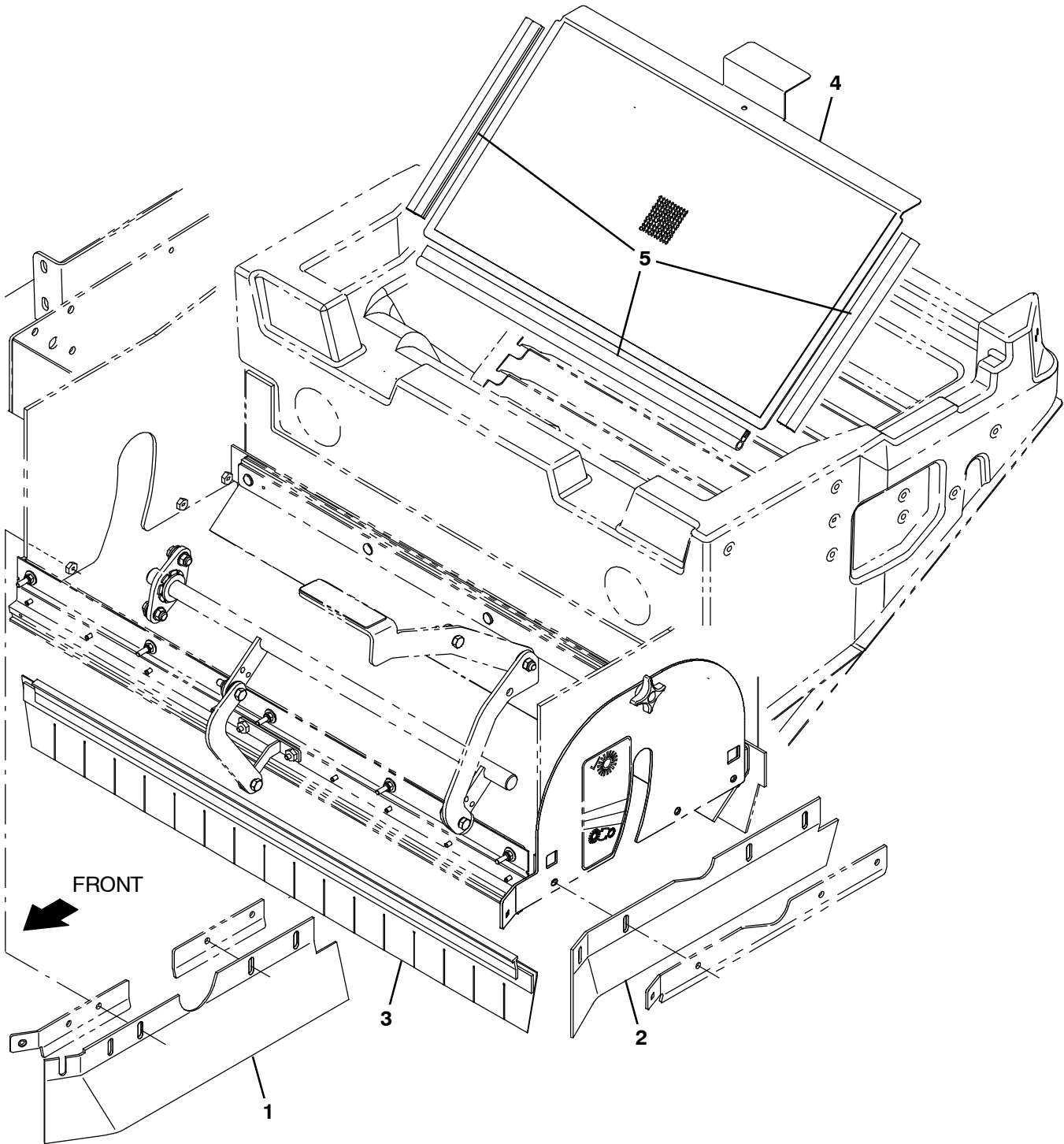




**Fig. 25 - Low Dump Hopper Bins Kit**

	<b>Ref.</b>	<b>Part No.</b>	<b>Serial Number</b>	<b>Description</b>	<b>Qty.</b>
▽		9045167	(0000-	) Bin, Low Dump, Ci	2
▲	1	1246078	(0000-	) Hopper, Removable	1
▲	2	1246394	(0000-	) Plate, Handle	4
▲	3	1246397	(0000-	) Tube, Handle	1
▲	4	1246891	(0000-	) Rod, Thrd, Full, M10 X 1.5 12.2l	1
▲	5	07787	(0000-	) Nut, Hex, Std, M10 X 1.50, Ss	2
▲	6	1021677	(0000-	) Rivet, Blind, .154d X 0.55 X .38d, Ss	16

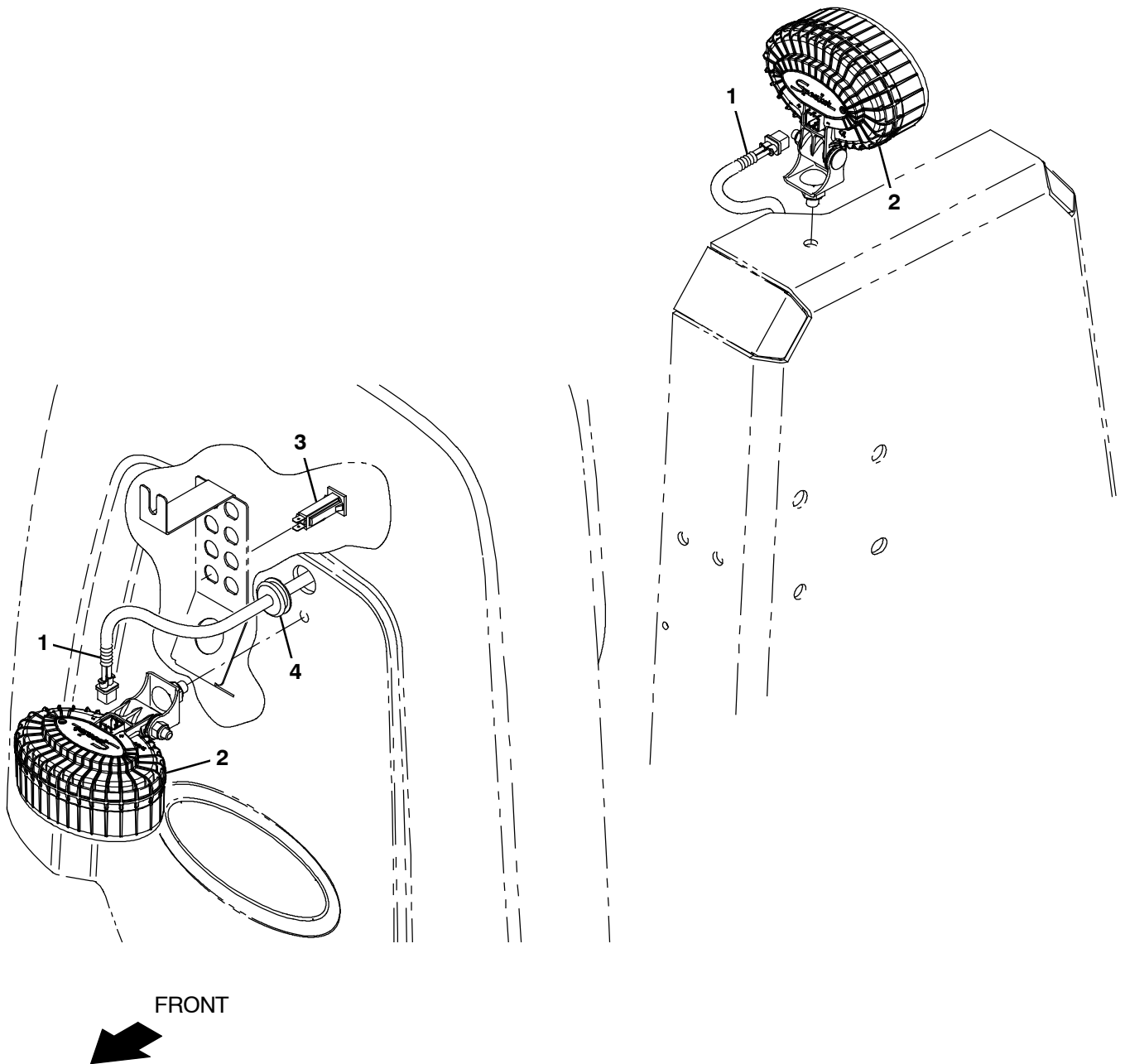
**Fig. 26 - Carpet Care Kit**



357052

	<b>Ref.</b>	<b>Part No.</b>	<b>Serial Number</b>	<b>Description</b>	<b>Qty.</b>
▽		9045162	(0000-	) Carpet Care Kit, Ci	1
▲	1	1249621	(0000-	) Skirt, Swp, Rh [Carpet]	1
▲	2	1249622	(0000-	) Skirt, Swp, Lh [Carpet]	1
▲	3	1252144	(0000-	) Skirt Assy, Front [Light Litter]	1
▲▽		9045178	(0000-	) Kit, Lint Screen, Ci	1
▲▲	4	1246587	(0000-	) Filter Wldt, Screen	1
▲▲	5	1031632	(0000-	) Seal, Afmkt, Bulb, Str, .50d F/11ga 08ft	1

Fig. 27 - Spot Light Group, Blue



357039

Ref.	Part No.	Serial Number	Description	Qty.
1	1076666	(0000-	) Harness, Ele, Light, Blue [S16]	2
2	1240687	(0000-	) Light, Spot, Blue, Led	2
3	1064184	(0000-	) Circuitbreaker, 02.5a, Resetable	1
4	1253176	(0000-	) Grommet, Rbr, 0.38id, F/ 1.0h, .25 Matl	1

**Fig. 28 - Documentation Group (Online Only)**

CE

Ref.	Part No.	Serial Number	Description	Qty.
	9045356	(0000-	) Manual, Parts [S16 Elec, En Ce]	1
	9045329	(0000-	) Manual, Oprtr [S16 Elec, Bg Ce]	1
	9045330	(0000-	) Manual, Oprtr [S16 Elec, Cz Ce]	1
	9045331	(0000-	) Manual, Oprtr [S16 Elec, De Ce]	1
	9045332	(0000-	) Manual, Oprtr [S16 Elec, Dk Ce]	1
	9045333	(0000-	) Manual, Oprtr [S16 Elec, Ee Ce]	1
	9045334	(0000-	) Manual, Oprtr [S16 Elec, En Ce]	1
	9045335	(0000-	) Manual, Oprtr [S16 Elec, Es Ce]	1
	9045336	(0000-	) Manual, Oprtr [S16 Elec, Fi Ce]	1
	9045337	(0000-	) Manual, Oprtr [S16 Elec, Fr Ce]	1
	9045338	(0000-	) Manual, Oprtr [S16 Elec, Gr Ce]	1
	9045339	(0000-	) Manual, Oprtr [S16 Elec, Hu Ce]	1
	9045343	(0000-	) Manual, Oprtr [S16 Elec, It Ce]	1
	9045344	(0000-	) Manual, Oprtr [S16 Elec, Lt Ce]	1
	9045345	(0000-	) Manual, Oprtr [S16 Elec, Lv Ce]	1
	9045346	(0000-	) Manual, Oprtr [S16 Elec, Nl Ce]	1
	9045347	(0000-	) Manual, Oprtr [S16 Elec, No Ce]	1
	9045348	(0000-	) Manual, Oprtr [S16 Elec, Pl Ce]	1
	9045349	(0000-	) Manual, Oprtr [S16 Elec, Pt Ce]	1
	9045350	(0000-	) Manual, Oprtr [S16 Elec, Ro Ce]	1
	9045351	(0000-	) Manual, Oprtr [S16 Elec, Ru Ce]	1
	9045352	(0000-	) Manual, Oprtr [S16 Elec, Se Ce]	1
	9045353	(0000-	) Manual, Oprtr [S16 Elec, Si Ce]	1
	9045354	(0000-	) Manual, Oprtr [S16 Elec, Sk Ce]	1
	9045355	(0000-	) Manual, Oprtr [S16 Elec, Tr Ce]	1
	9045357	(0000-	) Manual, Oprtr [S16 Elec, Hr]	1
	9045326	(0000-	) Manual, Service [S16 Ele, En]	1
	9045312	(0000-	) Instr, Use&Care, Wallchart [S16]	1



To view, print, or download the latest Parts manual, other language Operator manuals, and Use and Care Guides (wall charts) visit:

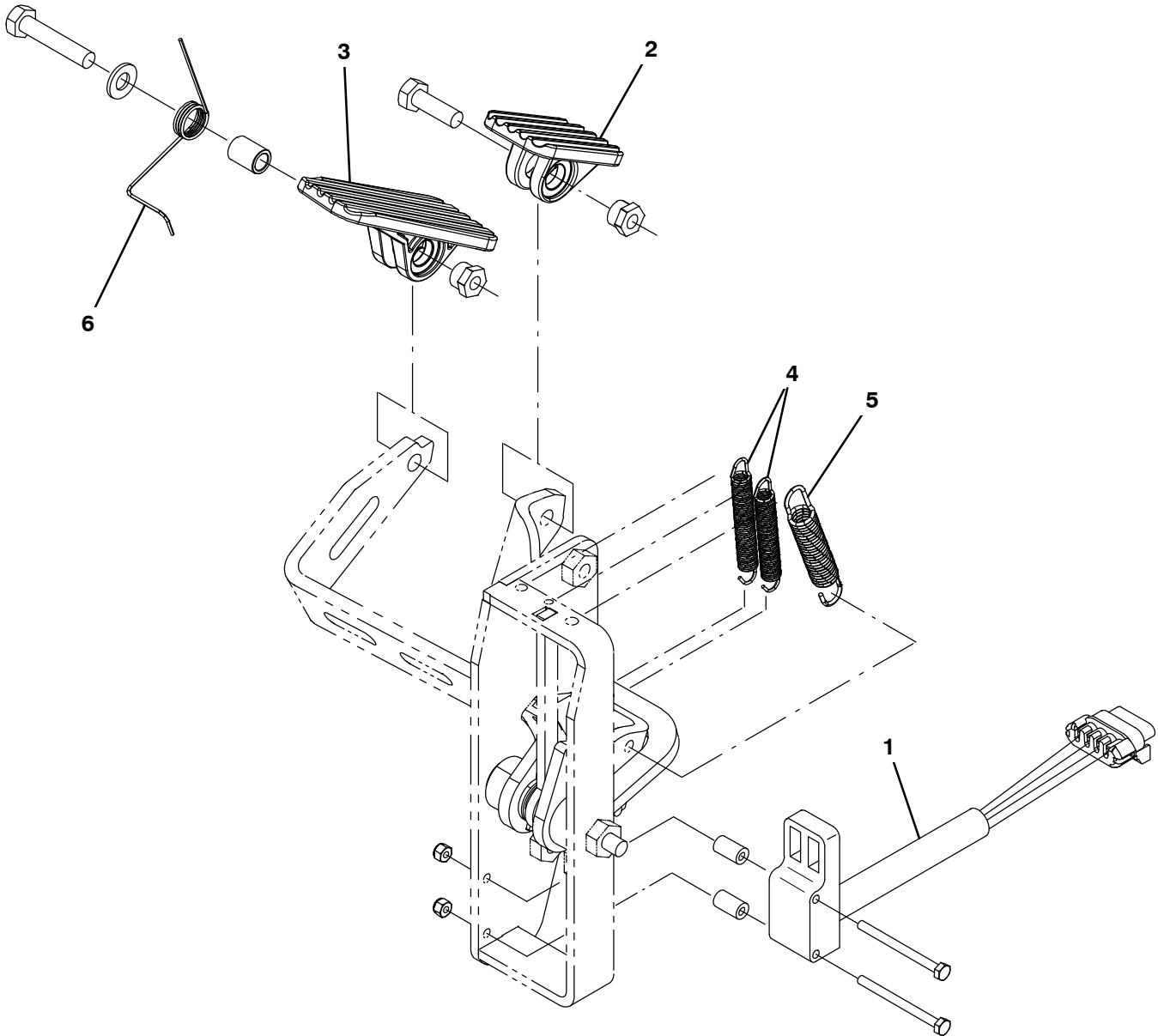
[www.tennantco.com/manual](http://www.tennantco.com/manual)

# **SECTION 4**

<b>Contents</b>	<b>Page</b>
Fig. 1 - Accelerator and Brake Pedal Assembly Breakdown, 1200253 .....	4-1
Fig. 2 - Steering Control Breakdown, 1200203 ..	4-3

# BREAKDOWNS

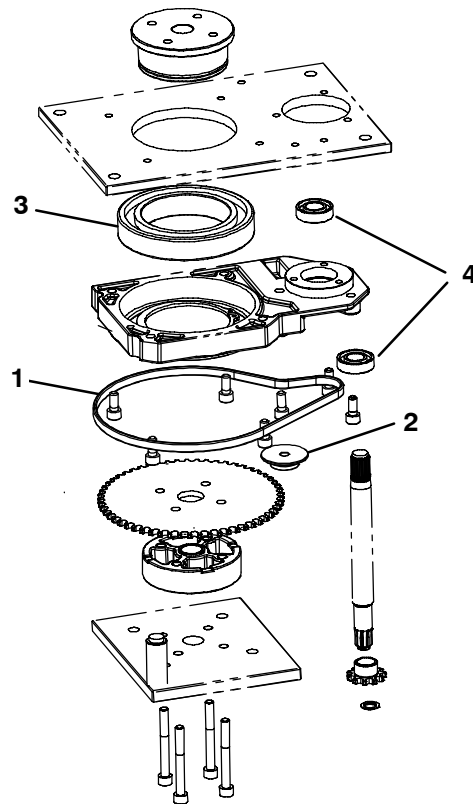
Fig. 1 – Accelerator and Brake Pedal Assembly Breakdown, 1200253



356189

Ref.	Part No.	Serial Number	Description	Qty.
▽	.	1200253	(0000– ) Pedal Assy, Accelerator, Brake	1
▲	1	1058687	(0000– ) Sensor, Position [Hall]	1
▲	2	1014548	(0000– ) Pedal, Brake, W/ Tread	1
▲	3	1051836	(0000– ) Pedal, Propel, W/ Tread	1
▲	4	1061049	(0000– ) Spring, Extn, 0.35od 0.05wir 02.8l	2
▲	5	1031716	(0000– ) Spring, Extn, 0.50od 0.07wir 03.0l	1
▲	6	1064665	(0000– ) Spring, Tors, 0.55id .05wir 04.0coil	1

**Fig. 2 – Steering Control Breakdown, 1200203**



356361

Ref.	Part No.	Serial Number	Description	Qty.
▽	1200203	(0000–	) Steer-Control Assy, Wheel Drive	1
▲▽	1 9011049	(0000–	) Chain, Steering W/Link	1
▲	2 9011051	(0000–	) Pulley, Tension	1
▲	3 372874	(0000–	) Bearing, Steering	1
▲	4 9008719	(0000–	) Bearing [6003 2RS]	2





# SECTION 5

<b>CONTENTS</b>	<b>PAGE</b>
PART NUMBER TO PAGE NUMBER CROSS REFERENCE LIST .....	5-2
PART DESCRIPTION TO PAGE NUMBER CROSS REFERENCE LIST .....	5-6

# CROSS REFERENCE

## PART NUMBER TO PAGE NUMBER CROSS REFERENCE LIST

Part Number	Page Number	Part Number	Page Number	Part Number	Page Number
00911	2-21	09738	2-23	1058679	2-11
00912	2-11	09739	2-17, 2-49	1058687	4-2
01493	3-7	09739*	2-11	1058694	3-19, 3-21
01683	2-49	09744	2-39, 3-7, 3-17	1058939	3-27, 3-39
01684	2-5, 2-17, 2-21, 2-27, 2-29, 2-31, 2-35, 2-37, 2-39, 3-3, 3-11, 3-13, 3-15, 3-17, 3-29, 3-41, 3-43	09770	2-21, 2-23	1059019	2-19
01684*	2-11	1006416	2-53	1060626	2-19
01685	2-15, 2-17, 2-23, 2-25, 2-31, 2-45, 2-49, 3-3, 3-7, 3-9, 3-11, 3-15	1009356	2-41	1061049	4-2
01686	2-23, 2-45	1011735	2-11	1063908	2-49
02942	2-31, 3-3	1012878	2-13, 2-17	1064038	2-11
03192	2-19, 2-39, 2-45, 3-9	1013705	2-25, 2-43, 3-5	1064184	2-9, 2-49, 3-5, 3-19, 3-21, 3-29, 3-41, 3-49
03193	3-5	1014163	2-31, 3-3	1064188	2-9, 2-49, 3-3
06549	2-23, 2-31, 3-3	1014328	2-21	1064665	4-2
06920	3-21	1014548	4-2	1065638	3-31, 3-33, 3-35
06921	2-45	1014563	2-41	1066720	2-13
06922	3-45	1014668	2-25	1066840	3-13
06923	2-25, 2-43, 3-5	1015220	3-7	1067059	2-45
06924	2-43	1016314	2-49	1067452	1-1, 3-7
06925	2-35	1016331	3-13	1068510	2-49
06926	3-7	1016399	2-23, 3-13	1069730	2-63
06927	2-37, 2-47, 3-21	1017218	2-21, 2-23, 2-27, 2-39	1069745	2-63
06938	2-9	1017441	2-31, 3-3	1070587	3-25
06942	2-5, 2-21, 2-35, 2-51	1018226	2-45	1071084	3-27
06946	2-51	1019426	3-43, 3-45	1071856*	2-11
06948	2-31, 3-3	1020168	3-7	1072465	3-37
06965	2-35	1020341	2-5, 2-9, 2-13, 2-17, 2-23, 2-33, 2-41, 2-49, 3-11, 3-13, 3-15, 3-19, 3-21	1072526	3-39
06968	2-43	1021677	3-47	1072628	2-25, 2-27, 2-31, 3-3, 3-9
06969	2-43	1024965	2-23	1072816	2-5, 2-21
07259	2-41	1025642	3-43, 3-45	1074344	2-37, 2-39
07785	2-23	1025736	2-17	1074344*	2-11
07786	2-51	1026325	3-43, 3-45	1074787	2-63
07787	3-47	1026330	3-43, 3-45	1075283	3-19, 3-21
07791	2-35, 3-7, 3-17	1026330	3-43, 3-45	1075458	3-43, 3-45
07810	2-5	1027944	3-23	1076416	2-63
08085	2-17, 2-27	1028690	2-33	1076417	2-63
08175	2-45	1029646	2-45	1076418	2-63
08708	2-13, 2-35, 2-37, 2-39, 2-51	1031613	2-9	1076419	2-63
08709	2-5, 2-11, 2-13, 2-19, 2-23, 2-27, 3-11, 3-15, 3-29, 3-41	1031632	3-48	1076420	2-63
08711	2-11, 2-43	1031716	4-2	1076486	2-51
08712	2-5, 2-13, 2-17, 2-21, 2-27, 2-29, 2-31, 3-3, 3-11, 3-15	1032820	3-43, 3-45	1076488	2-51
08712*	2-11	1032849	3-43, 3-45	1076607	3-19, 3-21
08713	2-25, 2-27, 2-33, 2-37, 2-45, 3-7, 3-9	1034731	2-7, 2-17, 2-33, 2-37, 2-43, 2-45, 2-47, 2-49, 3-5, 3-17, 3-29, 3-41, 3-45	1076643	2-51
08716	2-13	1035684	2-19	1076666	3-49
09007	3-29, 3-41	1036490	2-11	10912	3-7
09010	2-19, 2-25, 3-7, 3-29, 3-41	1038966	2-11	11329	2-37, 3-17
09011	3-43	1041030	3-23	11398	2-31, 3-3
09023	2-27	1041464	3-36	11635	2-35, 2-37
09026	2-13, 2-23	1046422	2-37	1200149	3-7
09028	2-41	1048304	3-43, 3-45	1200203	2-19, 4-3
09164	1-1, 2-21	1048955	2-15, 2-17	1200210	2-13
09570	2-5, 2-11	1048955	2-15, 2-17	1200253	2-9, 4-2
		1051052	2-15, 2-17	1200827	2-13
		1051199	2-37	1200828	2-13
		1051836	4-2	1200999	2-17
		1052120	2-9	1201103	2-13
		1052123	2-9	1201212	2-9
		1052726	2-9	1201247	3-9
		1054100	1-1, 2-5, 3-11, 3-15	1201253	2-11
		1057554	2-11	1201428	2-17
		1057780	2-5	1201864	2-9
				1201894	2-15
				1202156	2-13

# CROSS REFERENCE

Part Number	Page Number	Part Number	Page Number	Part Number	Page Number
1202600	2-11	1235956	2-5	1240955	2-37
1202860	2-47	1236295	3-26	1240956	3-17
1202868	2-9, 3-43	1236479	2-43	1240961	3-7
1202870	3-21	1236500	2-41	1241120	2-41
1202892	3-21	1236501	2-41	1241180	2-43
1202957	2-13, 2-17	1236686	2-41	1241323	2-35
1203946	2-17	1236687	2-41	1241485	2-19
1203958	2-17	1236758	2-41	1241947	2-37
1204077	2-71	1236759	2-41	1242036	2-35
1204142	3-27	1236827	2-23	1242046	3-5
1204639	2-21	1236830	2-21	1242048	3-5
1204881	2-21	1236847	2-23	1242063	2-45
1205345	2-49	1236882	2-43, 3-43	1242075	2-33
1205551	2-35, 3-7, 3-17	1236950	2-33	1242206	2-13
1205753	2-11	1237171	2-33	1242463	2-49
1205764	2-17	1237208	2-31, 3-3	1242563	2-33
1205799	3-19, 3-21	1237856	2-43	1242643	3-23, 3-25
1206722	2-51	1237865	2-21	1243199	2-23
1206774	3-7	1237883	2-41	1243754	3-23, 3-25, 3-31, 3-33, 3-35
1208748	2-7	1238116	1-1, 2-37, 3-17	1243989	2-45
1210399	2-47	1238155	2-35	1243991	2-45
1210711	2-5	1238296	2-21	1244110	2-45
1210807	2-5, 2-25, 2-31, 2-35, 2-43, 2-47, 2-53, 3-3, 3-19, 3-21, 3-29, 3-41	1238366	2-31, 3-3	1244419	3-7
1213677	2-29, 2-31, 3-3	1238399	2-27	1244647*	2-11
1214518	3-33	1238415	2-45	1244929	2-33
1215180	2-37, 3-17	1238420	2-43	1244951	2-29
1215716	2-25, 2-43, 3-5	1238454	2-27	1244952	1-1, 2-29
1216647	2-31, 3-3	1238477	2-21	1245009	2-5
1217080	2-41	1238485	2-5	1245060	2-33
1218104	2-9	1238507	2-37	1245089	2-29
1218569	2-9	1238583	2-45	1245127	2-39
1221589	3-39	1238648	2-33	1245243	2-29
1222018	2-35	1238839	2-41	1245244	2-29
1223084	1-1, 2-21	1238844	2-41	1245246	1-1, 2-29
1223100	2-23	1238921	2-35, 3-17	1245247	1-1, 2-29
1223393	2-11	1238976	2-43	1245421	2-7
1224988	3-29, 3-41	1239050	2-3	1245767	2-21
1225549	2-3, 2-31, 3-3	1239051	2-3	1245866	2-35, 3-7, 3-17
1225659	2-23	1239052	2-3	1245910	2-31
1225660	2-23	1239057	2-39	1245963	2-23
1227096	2-39	1239136	2-33	1245992	2-33
1227206	2-25	1239265	2-5	1246078	3-47
12273	2-39	1239265	2-19	1246136	2-13
1227460	2-31, 3-3	1239270	2-5	1246162	2-35
1227475	3-35	1239279	3-29, 3-41	1246200	2-43
12277	2-5, 2-21, 2-27, 2-29, 3-11, 3-13, 3-15, 3-43	1239388	3-9	1246330	3-3
1228665*	2-11	1239390	3-9	1246394	3-47
1229172	2-49, 3-7	1239452	2-47	1246397	3-47
1229475	3-43	1239470	3-29, 3-41	1246412	2-33
1229621	3-43	1239488	2-45	1246536	3-29, 3-41
1230849	3-27, 3-39, 3-41	1239539*	2-11	1246570	3-5
1231018	3-29, 3-41	1239687	2-47	1246587	3-48
1231338	3-29, 3-41	1239703	2-39	1246761	3-17
12317	2-23	1239716	3-45	1246828	2-43
1233145	3-29, 3-41	1239938	3-11, 3-15	1246891	3-47
1233633	3-29, 3-41	1240032	1-1, 2-29	1246931	1-1, 2-21
1233940	2-53	1240255	2-3	1246932	2-21
1234826	3-45	1240413	3-13	1247076	2-39
1235128	2-37	1240417	1-1, 3-13	1247096	2-39
1235145	2-37	1240505	3-15	1247402	2-33
1235763	3-29, 3-41	1240509	3-15	1247432	3-7
1235955	2-5	1240563	3-15	1247443	2-11
		1240661	3-7	1247470	2-33
		1240687	3-49	1247551	3-13
		1240796	1-1, 3-17		

# CROSS REFERENCE

Part Number	Page Number	Part Number	Page Number	Part Number	Page Number
1247760	1-1, 3-11, 3-15	1251979	2-13	21168	2-5
1247766	2-43	1251985	2-31	222267	3-21
1247892	2-29	1251987	2-31	222267*	2-11
1248082	1-1, 3-15	1251991	2-31	222290	2-51, 2-63
1248156	2-25	1251994	2-31	222460	2-17
1248163	2-25	1251997	2-31	222473	3-23, 3-36, 3-37
1248178	3-26, 3-29	1252109	3-3	223065	2-11
1248190	3-11, 3-15	1252110	3-3	223080	3-7
1248191	3-11, 3-15	1252133	3-3	223356	3-23, 3-25
1248212	2-35	1252134	3-3	223361	3-25
1248217	3-11, 3-15	1252138	2-27	223470	2-23
1248220	3-11, 3-15	1252139	2-27	22892	2-51, 3-25
1248278	2-31, 3-3	1252144	1-1, 3-48	23683	2-25
1248310	3-5	1252213	1-1	24199	2-17, 2-49
1248334	3-5	1252221	2-19	24899	2-19
1248392	3-21	1252222	2-19	25735	2-41
1248410	2-5	1252232	2-27	25737	3-5
1248442	2-17	1252234	2-27	26341	2-49
1248488	2-25	1252294	3-19	26428	2-11
1248505*	2-11	1252317	2-31, 3-3	29570	2-17, 3-7
1248585	3-17	1252353	2-31, 3-3	31705	2-45
1248652	2-41	1252359	3-3	32483	2-51, 3-7, 3-19, 3-21
1248685	3-11, 3-15	1252361	2-41	32486	2-25, 2-33, 2-43
1248708	2-35	1252419	2-27	32490	2-35
1248826	3-13	1252420	2-23	32491	2-9, 2-11, 2-13, 2-19, 2-33, 2-37
1248827	3-13	1252424	2-27	32492	2-5, 2-9, 2-13, 2-19, 2-29, 2-33, 2-39, 2-41, 2-45, 3-5, 3-9
1248841	2-53	1252456	2-29	32493	2-11, 2-43
1248923	2-23	1252459	2-29	32520	2-13, 2-17
1248941	2-7	1252460	1-1, 2-29	32548	2-27
1249068	2-21	1252558	2-29	32982	2-51
1249184	3-11	1252663	2-27	32983	2-13
1249320	1-1, 3-11	1252770	2-71	32984	2-19, 2-51, 3-43, 3-45
1249321	3-11	1252771	2-71	33807	2-5
1249322	3-11	1252810*	2-11	33944	2-51
1249459*	2-11	1252818	3-23, 3-25	35836	2-23
1249550	2-35	1252842	2-39	360369	2-15, 2-17
1249621	1-1, 3-48	1252923	2-27	360370	2-15, 2-17
1249622	1-1, 3-48	1253016	3-17	360973	2-45
1249631	2-39	1253149	2-11	361076	2-11
1249633	2-39	1253176	3-49	361144	1-1, 2-11
1249676	3-11	1253226*	2-11	36191	2-27
1249756	3-11	1253493	2-17	364587	2-43, 2-45
1249821	2-35	1253880	2-23	36556	2-23
1249854	2-11	1253908	2-27	367679	2-37
1249927	3-7	1254034*	2-11	369409	2-53
1250144	3-11, 3-15	1254155	2-3	36996	2-35
1250310	3-5	1254664	2-37, 3-17	372874	4-3
1250313	2-43	1255026	2-39	377084	2-11, 3-19, 3-21
1250375	2-19	130155	3-43, 3-45	381962	2-13
1250485	1-1	130773	2-9, 3-27	382726	2-13
1250579	2-41	140037*	2-11	383724	3-5
1250601	2-41	140127	2-31, 3-3	383725	2-49, 3-17
1250678	2-31, 3-3	140139	2-25	383727	2-49
1251107	2-31, 3-3	140825	2-11	383940	2-45
1251299	2-5	14464	2-17	384306	2-43
1251303	2-49	15675	2-9	384419	2-35
1251316	2-13	16931	2-11	386063	2-29
1251331	2-31, 3-3	17284	2-43	386868	2-49
1251334	3-19, 3-21	19065	2-17, 2-37, 3-7	386962	2-41
1251372	2-5	19066	2-9, 2-13, 2-31, 3-3	39005	3-7
1251698	2-49	19315	3-19, 3-21	391434	3-7
1251741	2-13	19676	2-9, 2-33	39277	2-5, 2-11
1251855	2-27	200101017	2-31, 3-3		
1251867	3-5	20802	2-13		
1251919	2-13	20951	2-53		

# CROSS REFERENCE

Part Number	Page Number	Part Number	Page Number	Part Number	Page Number
39283	2-5, 2-9, 2-13, 2-19, 2-29	83285	3-5, 3-7	9045344	3-50
39284	2-19, 2-33	83289	3-5	9045345	3-50
39349	2-27, 2-51, 3-29, 3-41, 3-43, 3-45	86866	2-41	9045346	3-50
39658	3-45	86952	2-33	9045347	3-50
398501	2-11	87318	2-51	9045348	3-50
398806	2-5, 2-7, 2-9, 3-7, 3-13	87435	3-23, 3-25	9045349	3-50
40607	2-35, 3-17	89710	2-23, 2-27	9045350	3-50
40758	2-5	9008182	3-21	9045351	3-50
41140	2-37, 2-39, 2-47, 3-17, 3-43, 3-45	9008719	4-3	9045352	3-50
41140*	2-11	9009632	2-13	9045353	3-50
41141	2-5, 2-37	9009834	2-15	9045354	3-50
41178	2-13	9010928	2-9	9045355	3-50
41185	2-21	9011049	4-3	9045356	3-50
41345	2-19	9011051	4-3	9045357	3-50
41346	2-43	9011059	2-13	97399	3-31, 3-33, 3-35
41349	2-39	9011872	2-19	994203	3-31
41430	2-19, 2-35, 3-9	9016770*	3-29, 3-41	99449	3-31, 3-33, 3-35
41437	2-15, 2-17	9045053	3-9		
41619	2-25, 2-31, 3-3	9045064	3-29, 3-41		
42120	2-41	9045066	2-7		
44851	2-31, 3-3	9045074	3-26		
44906	2-5, 2-25, 2-31, 2-49, 3-3	9045077	2-7		
46390	2-21, 2-23	9045083	2-5		
49177	2-15, 2-17	9045086	2-5		
50304	2-27, 2-33	9045089	2-49		
51225-1	2-31, 3-3	9045093	2-9		
51562	2-33	9045103	2-21		
57598	2-5, 2-25, 3-11, 3-15	9045104	2-23		
579211	3-45	9045109	1-1, 2-21		
58359	2-41	9045124	2-27		
58366	2-19	9045125	2-27		
59009	3-7	9045127	2-29		
59542	2-41	9045128	2-27		
59658	2-33	9045131	2-27		
600372	2-25, 2-43, 3-5	9045133	3-13		
600437	3-45	9045153	2-43		
601359	3-45	9045154	2-43		
607461	2-49	9045162	3-48		
630375	3-23, 3-25, 3-31, 3-33, 3-35, 3-37	9045167	3-47		
68872	3-23, 3-25	9045170	2-41		
68873	3-23, 3-25	9045171	2-41		
71579	2-5	9045172	2-41		
72763	3-5	9045173	2-45		
72897	2-45	9045174	2-33		
73411	2-23	9045175	3-5		
74409	2-9	9045178	3-48		
762425	2-45	9045179	2-43		
762428	2-45	9045202	2-17		
763114	3-43	9045253*	2-11		
76888	2-5	9045263*	2-11		
80299	3-5	9045269*	2-47		
80395	2-23, 3-43	9045312	3-50		
80491	2-35	9045326	3-50		
80921	2-17	9045329	3-50		
80950	2-27, 3-7	9045330	3-50		
81581	2-31, 3-3	9045331	3-50		
81818	2-23	9045332	3-50		
81855	2-49	9045333	3-50		
82226	2-11	9045334	3-50		
82733	2-37	9045335	3-50		
		9045336	3-50		
		9045337	3-50		
		9045338	3-50		
		9045339	3-50		
		9045343	3-50		

**PART DESCRIPTION TO PAGE NUMBER CROSS REFERENCE LIST**

**A**

Actuator, 36vdc, 05.0strk, 900lb, 2-41  
 Actuator, 36vdc, 60mm Stroke, 2-31, 3-3  
 Actuator, 36vdc, 7.00strk, 0600lb[Std],  
 2-25  
 Alarm, 9- 48vdc, 95 Db(A) [Ec- H20], 2-9  
 Alarm, Backup, 12- 48vdc, Adj, 3-19, 3-21  
 Angle, Latch, 2-17  
 Angle, Support, 2-13  
 Arm Wldt, Drive, 2-21  
 Arm Wldt, Idler, 2-23  
 Arm Wldt, Lift, Swp, 2-23  
 Arm Wldt, Safety, Sppt, Seat, .38d 06.5d,  
 3-7  
 Arm Wldt, Upper, Link, Lh, 3-3  
 Arm Wldt, Upper, Link, Rh, 2-31  
 Arm, Lift, Upper, 2-43  
 Arm, Prop, 2-35

**B**

Bag, Vacuum, Paper [1pick=1pkg Of  
 10bag], 3-7  
 Bag, Vacuum, Paper [1pick=1pkg(=10pc)],  
 1-1  
 Battery, 06vdc 0180ah [5h,Gf06180], 3-31  
 Battery, 36vdc 0220ah C5 Gel [Pzv], 3-37  
 Battery, 36vdc 0240ah C5 Wet [4pzs+Bfs],  
 3-36  
 Battery, Wet, 06vdc 0360ah, W/ Cart [Tr],  
 3-25  
 Battery, Wet, 06vdc 240ah, 3-23  
 Battery, Wet, 6vdc, 180ah, 3-33  
 Battery, Wet, 6vdc, 180ah C/5, Bfs, 3-35  
 Bearing [6003 2RS], 4-3  
 Bearing, Ball, 0.79b 1.85d 0.55w, 2-21,  
 2-23  
 Bearing, Ball, 1.00b 2.05d .811w 2row,  
 2-41  
 Bearing, Ball, 1.38b 2.83d 0.67w, 2-19  
 Bearing, Flng, 2hole, 0.75b, 2-11  
 Bearing, Flng, 2hole, 0.75b [Nyl], 2-11  
 Bearing, Flng, 4hole, 35mmb, 2-43  
 Bearing, Self Align, 0.75b 1.25d, 2-41  
 Bearing, Spherical, 20b, 2-27  
 Bearing, Steering, 4-3  
 Belt Kit, Swp, Ci, 1-1, 2-21  
 Belt, Drive, 34.3l [Pj09], 1-1, 2-21  
 Bezel, Headlight, Lh [W/Inserts], 3-21  
 Bezel, Headlight, Rh [W/Inserts], 3-21  
 Bin, Low Dump, Ci, 3-47  
 Block, Pye, 0.44 X 2.0 X 12.6, Hdpe (High  
 Dump Only), 2-5  
 Bolt, Carriage, M8 X 1.25 X 30, 2-19  
 Bolt, Shld, 08mmd X 030mm, M06 X 1.0,  
 2-23  
 Boot, Bulb, .50id 1.00id 2.50l, Red, 2-49  
 Boot, Switch, 2-25, 2-43, 3-5  
 Boot, Terminal, Battery, 02- 01ga, Blk,  
 3-23, 3-25  
 Boot, Terminal, Battery, 02- 01ga, Red,  
 3-23, 3-25  
 Bracket Wldt, Brush, Pivot, Lh, 3-3  
 Bracket Wldt, Brush, Pivot, Rh, 2-31  
 Bracket Wldt, Bulkhead, 2-5

Bracket Wldt, Bumper, Skirt, 3-15  
 Bracket Wldt, Bumper, Skirt, Rh, 3-11, 3-15  
 Bracket Wldt, Latch, 2-17  
 Bracket Wldt, Light, 3-19, 3-21  
 Bracket Wldt, Mount, Abw, 3-29, 3-41  
 Bracket Wldt, Mount, Bearing, 2-27  
 Bracket Wldt, Mount, Charger, 2-49  
 Bracket Wldt, Mount, Fltr, 3-17  
 Bracket Wldt, Mtg, Pivot, 2-23  
 Bracket Wldt, Mtg, Pivot, Lh, 2-23  
 Bracket Wldt, Mtg, Switch, 2-43  
 Bracket Wldt, Retainer, Skirt, 3-11, 3-15  
 Bracket Wldt, Retainer, Skirt, Hepa, 3-13  
 Bracket Wldt, Seat, Spring, Mtg, 2-13  
 Bracket Wldt, Shagr, Mtg, 2-37  
 Bracket Wldt, Skirt, Front, 3-11, 3-15  
 Bracket Wldt, Sppt, Brg, 2-11  
 Bracket, Arm Wldt, 2-27  
 Bracket, Breaker, Rear, 2-49  
 Bracket, Channel, Brush, Lh, 3-3  
 Bracket, Channel, Brush, Rh, 2-31  
 Bracket, Dampner, 2-23  
 Bracket, Door Latch Horiz, 2-5  
 Bracket, Ele, Cb [T12], 2-9  
 Bracket, Guide, Hppr, 2-33  
 Bracket, Hyd, 2-45  
 Bracket, Latch, Keeper [Southco], 2-35  
 Bracket, Mount, Switch, 3-45  
 Bracket, Mount, Tank [Abw], 3-29, 3-41  
 Bracket, Mtg, Brg, 2-11  
 Bracket, Mtg, Hsng, Lh, 2-39  
 Bracket, Mtg, Hsng, Rh, 2-39  
 Bracket, Pivot, Cover, 2-35  
 Bracket, Retainer, Console, Rh, 2-11  
 Bracket, Retainer, Skirt, 3-11, 3-15  
 Bracket, Retaining, Skirt, 3-11, 3-15  
 Bracket, Skirt, Recirculation, 2-29  
 Bracket, Sppt, Hopper, Lh, 2-33  
 Bracket, Sppt, Hopper, Rh, 2-33  
 Bracket, Sppt, Seat, 2-13  
 Bracket, Support, Pump, 2-13  
 Brush Kit, Motor, Fan, 2-37, 3-7, 3-17  
 Brush, Disk, Sweep, 20.0d, Polypropylene,  
 2-3  
 Brush, Disk, Swp, 20.0d, Polypropylene,  
 2-31, 3-3  
 Brush, Sweep, 32.4l, 06dr, Polypropylene,  
 Spiral, 2-3  
 Brush, Sweep, 32.4l, 08sr, Natural Fiber,  
 Spiral, 2-3  
 Brush, Sweep, 32.4l, Spiral, Polypropylene  
 and Wire [Bronze], 2-3  
 Brush, Sweep, 32.4l, Wedge,  
 Polypropylene, Spiral, 2-3  
 Brush, Sweep, 32.4l, Window,  
 Polypropylene, Spiral, 2-3  
 Bumper, Rbr, 1.0d 0.38th .25-20, 2-13  
 Bumper, Rbr, 1.5d 1.50th 0.28h, 2-31, 3-3  
 Bushing, Flng, 0.32b 0.50d 0.24l, Bnz,  
 2-27, 3-7  
 Bushing, Flng, 0.50b 0.56d 0.22l, Nyl, 2-23  
 Bushing, Flng, 0.63b 0.75d 0.38l, 2-41  
 Bushing, Flng, 0.75b 0.88d 0.75l, 3-5  
 Bushing, Flng, 10mmb 12mmd 7mml, 2-41  
 Bushing, Flng, 12.0b 7.0l 14.0d, Plstc,  
 2-23

Bushing, Flng, 16mmb 18mmd 6mml, 2-41  
 Bushing, Flng, 25.0mmb 28.0mmd  
 11.0mml, 2-43  
 Bushing, Flng, 8.3b 11.8d 9.7l, 2-23  
 Bushing, Flng, 8mmb 10mmd 7.5mml,  
 2-31, 3-3  
 Bushing, Sleeve, 0.88b 1.00d 0.75l, Bnz,  
 2-43, 2-45  
 Bushing, Sleeve, 1.25b 1.41d 0.50l, 2-43  
 Bushing, Sleeve, 8mmb 12mmd 6mml,  
 2-25  
 Bushing, Snap-In, 0.25b 0.31d 0.08th Nyl,  
 2-17

**C**

Cable [Usb, Mini-B, Male 90d, Female],  
 2-11  
 Cable Assy, 04ga .34ring /.34ring, 175a,  
 3-25  
 Cable Assy, 06ga [2 Wire, M6/M8 Ring],  
 2-51  
 Cable Assy, Battery, 25mm2, 2clamp,  
 175a, 3-31, 3-33, 3-35  
 Cable, 04ga 12.0l Blk .31ring /.31ring,  
 3-23, 3-25  
 Cable, 04ga 5.5l Brown .31ring/.31ring,  
 2-51  
 Cable, Battery, 16mm2 0290l Blk, 2clamp,  
 3-31, 3-33, 3-35  
 Cable, Battery, 16mm2 0600l Blk, 2clamp,  
 3-31, 3-33, 3-35  
 Cable, Battery, 4ga, .31ring / .312ring, 2-51  
 Cable, Glv .09d 013.0l .38eye / .38eye, 2-9,  
 2-33  
 Cable, Lift, 0.13d 8.17l 0.50eye/0.50eye,  
 2-25  
 Cap, Battery, Black, 3-23  
 Cap, Hub, Wheel [For 1060626], 2-19  
 Cap, Tank, 2.25 [Blue,Vented W/Lanyard],  
 3-29, 3-41  
 Cap, Tube, 1.0, 2-33  
 Cap, Wheel, Steering, 2-11  
 Carpet Care Kit, Ci, 3-48  
 Chain, Coil, Str, 2/0, 06.9l 05 Link, 2-5  
 Chain, Steering W/Link, 4-3  
 Channel Wldt, Seat, 2-13  
 Channel Wldt, Steering, Pntd, 2-9  
 Charger 36vdc 1200w 100- 240vac [On  
 Brd] (Not Shown), 3-43  
 Charger, 36vdc 900w 100- 240vac [Off  
 Brd], 3-45  
 Charger, 36vdc 900w 100- 240vac [On  
 Brd], 3-43  
 Circuitboard Assy [Chui, User Interface],  
 2-11  
 Circuitboard Kit, W/O Telem, Ci [S16], 2-11  
 Circuitboard, Assy [Sweep, Jetmore], 2-47  
 Circuitbreaker, 02.5a, Resetable, 2-9, 2-49,  
 3-5, 3-19, 3-21, 3-29, 3-41, 3-49  
 Circuitbreaker, 15.0a, Resetable, 2-9, 2-49,  
 3-3  
 Circuitbreaker, 25.0a, Resetable, 3-5  
 Circuitbreaker, 30.0a, Resetable, 2-49,  
 3-17

Circuitbreaker, 40.0a, Resetable, 2-49  
 Clamp, Cable, Stl, 0.9x1.8x0.62w, 1hole, 2-11  
 Clamp, Cable, Stl, 1.25d X 1.00w, 1hole, 2-19  
 Clamp,Cable, Stl, 0.90d X 0.62w, 1hole, 2-5  
 Clip, Tie, 0.25d, Plstc, 2-9, 3-43  
 Connector, Anderson, 175a, Gray, 2-51, 3-25  
 Connector, Battery, 6ga 50a, Gray[2cont], 3-43, 3-45  
 Contactor, 36vdc, 200a, Spst, 2-49  
 Controller Kit, Battery, 24vdc, Ci [Abw], 3-29, 3-41  
 Controller, Drive [T12], 2-9  
 Cord, Chrgr, Ele, Tj, 3-43, 3-45  
 Cord, Power [4.5meter, India, S.Africa], 3-43, 3-45  
 Cord, Power, 1.0mm2 [2.5meter], 3-43, 3-45  
 Cord, Power, 1.0mm2/3 Blk[2.5meter, Aus], 3-43, 3-45  
 Cord, Power, 15ft Blk [Us], 3-43  
 Cord, Power, 16/3, 15ft Blk [Us], 3-45  
 Cord, Power, Blk [4.5meter, Ce], 3-43, 3-45  
 Cord, Power, Blk [4.5meter, Uk], 3-43, 3-45  
 Cover Kit, Box, Elec, Afmkt [S16 Emea], 2-49  
 Cover Wldt, Filterbox, 3-7  
 Cover Wldt, Fltr, 3-17  
 Cover Wldt, Louvered, 2-35  
 Cover, Belt, 2-21  
 Cover, Box, Controls, 2-47  
 Cover, Console, Rh, 2-11  
 Cover, Filterbox, Trimmed, 2-35  
 Cover, Side, Lh, Afmkt, Std [S16], 2-7  
 Cover, Side, Rh, Afmkt, Std [S16], 2-7  
 Cover, Thread, M5, 2-31, 3-3  
 Cuff, 1.75 Tube, 1.62id/Tpr 4.3l Blk, 3-5  
 Cuff, 1.7d Hose, 1.5id/Tpr 4.0l Blk, 3-5  
 Cuff, 2.3d Hose, 1.5id/2.3od 3.6l Blk, 3-5, 3-7  
 Cylinder, Hyd, 2.0b 24.1l 15.00strk 3000, 2-45

**D**

Dampener, Linear, 5.0strk, 2-13  
 Delivery Assy, Water, Battery, 3-29, 3-41  
 Diode, Ele, Plug, 2-51, 2-63  
 Distribution Assy, Water, Battery, 3-26, 3-29  
 Door Kit, Idler, Swp, Ci, 2-29  
 Door Wldt, Brush, 2-5  
 Door Wldt, Skirt, 3-13  
 Drive Kit, Swp, Ci, 2-21

**F**

Fan, Vacuum, 6.6d, 036vdc, 1 Stage [Bpt], 3-7  
 Fan, Vacuum, 8.7d, 036vdc, 1 Stage, 2-37, 3-17  
 Fill Kit, Battery, Manual, Ci [S16], 3-26  
 Filter Wldt, Screen, 3-48

Filter, Dust, Panel 4.2 X 19.2 X 26.0, 1-1, 2-37, 3-17  
 Filter, Foam, 3-7  
 Filter, H13.Hepa, 21.16 X 7.50 X 4.25, 1-1  
 Filter, Hepa, 21.16 X 7.50 X 4.25, 1-1, 3-17  
 Filterbox Wldt, 3-7  
 Fitting, Brs, Pm02/Pm02, W/ Fltr, 2-35, 3-17  
 Fitting, Brs, Str, Bm03/Pm02, 2-35, 3-17  
 Fitting, Grease, Str Pm04 .47l, 2-41  
 Fitting, Hyd, E90, Fm04/Om06, 2-45  
 Fitting, Hyd, Rst, Fm04/Of04, .047, 2-45  
 Fitting, Hyd, Str, Fm04/Om04, 2-45  
 Fitting, Plstc, E90, Bm06/Bm06, 2-53  
 Fitting, Plstc, E90, Bm06/Pm04, 2-53  
 Fitting, Plstc, Str, Bm06, Cplg, Fem[HI], 3-39  
 Frame Wldt, Main [S16], 2-5  
 Fuse, 080a, 0.88 2.4l, 125volt,Slow- Blow, 2-51

**G**

Gas spring, 35lb, 8.0strk, 2-17  
 Gasket, Belt, Cover, 2-21  
 Gasket, Dash, Rh, 2-11  
 Gasket, Sensor, Thermal, 2-37  
 Gasket, Shaft, Steering, 2-11  
 Gasspring, 90lb, 3.15strk, 2-35, 3-7, 3-17  
 Gauge, Hourmeter, 05-277 Volt, Ac / Dc, 2-11  
 Grip, Handle, 3-5  
 Grip, Handle, .25d .60l Yel, 2-17  
 Grip, Handle, .25d .90l Yel, 2-13  
 Grommet, Pump, 3-29, 3-41  
 Grommet, Rbr, 0.38id, F/ 1.0h, .25 Matl, 3-49  
 Guard Wldt, Top, Ohg, 3-9  
 Guard, Brush, Side, 2-31, 3-3  
 Guide, Cyl, 2-45

**H**

Handle Wldt, Latch, Seat, 2-17  
 Handle Wldt, Pivot, Wand, 3-5  
 Handle, Container, 2-13  
 Handle, Latch, 2-17  
 Handle, Tube, Wldt, 2-33  
 Hanger Kit, Vac Wand, Ci, 3-5  
 Harness, Cable, Propel Motor [T12,Cw], 2-63  
 Harness, Chrgr, 10ga [M8 Ring/M8 Ring], 3-43, 3-45  
 Harness, Ele [Hyd. Pump, S16], 2-63  
 Harness, Ele [Lights, S16], 3-19, 3-21  
 Harness, Ele [Ring With .250m Tail], 2-11, 2-37, 2-39  
 Harness, Ele, Hopper [Hi- Dump, S16], 2-63  
 Harness, Ele, Light, Blue [S16], 3-49  
 Harness, Ele, Main [S16], 2-63  
 Harness, Ele, Seat [T12], 2-63  
 Harness, Ele, Sweep, Side [S16], 2-63  
 Harness, Ele, Vac [S16], 2-63  
 Harness, Wire, Propel Motor [T12], 2-63  
 Hinge Kt, Swp, Ci, 2-27  
 Hinge, Shaker, 2-37

Hopper Kit, Arm, Lower, Ci [S16 Emea], 2-43  
 Hopper Kit, Arm, Upper, Lh, Ci, 2-43  
 Hopper Kit, Arm, Upper, Rh, Ci, 2-43  
 Hopper Kit, Link, Roll, Ci, 2-41  
 Hopper Kit, Low Dump, Ci, 2-33  
 Hopper Kit, Lug, Cyl, Ci, 2-45  
 Hopper Kit, Roll Wldt, Rh, Ci, 2-41  
 Hopper Wldt, 2-41  
 Hopper, Removable, 3-47  
 Horn, 36vdc, 110dba, 2-5  
 Hose Assy, Battery, Watering, 3-27, 3-39, 3-41  
 Hose, Afmkt, Pvc, Clr, 0.38id, 03ft, 2-53  
 Hose, Flex, Vacuum, 02.0d, 024.0l, 3-5  
 Hose, Hyd, Med04, Of04e90/Of04str, 046.8, 2-45  
 Hose, Hyd, Med04, Of04e90/Of04str, 059.3, 2-45  
 Housing Wldt, Cntrl, 2-47

**I**

Idler Kit, Swp, Ci, 2-23  
 Inductor, 18Mmid [156 Imp At 25Mhz] (Australia Only), 2-9  
 Inductor, 25Mmid [218 Imp At 25Mhz] (Australia Only), 2-9  
 Instr, Use&Care, Wallchart [S16], 3-50

**K**

Key, ignition, Sgl, 1-1, 2-11  
 Key, Sq, 0.19 X 0.19, 0.75l, 2-21  
 Key, Sq, 0.19 X 0.19, 1.00l, 2-11  
 Key, Sq, 05mm X 05mm, 25mml, 2-21  
 Kit, Lint Screen, Cl, 3-48  
 Knob, Star, 2.00d Sear, M10 X 1.0l Stud, 2-23  
 Knob, Star, 2.00od 4ear M8x1.25 [Yel], 2-29, 2-31, 3-3

**L**

Label Set, Emea, Pyc [s16], 2-71  
 Label Set, Emea, Vly [s16], 2-71  
 Label, Automated Battery Watering, 3-29, 3-41  
 Label, Circuitbreaker, 2-9  
 Label, Circuitbreaker, Rear, 2-49  
 Label, Detgt [Do Not Add], 3-29, 3-41  
 Label, Hole, Cover, Taillight, 3-19  
 Label, Opertnl, Console, Lh [S16], 2-11  
 Label, Tag, Battery [HydroLink Watering], 3-27  
 Latch, 2-5, 2-7, 2-9, 2-17, 3-7, 3-13  
 Latch, Door, Yel, 2-35  
 Latch, Push, 1.5 X 1.8 [A3-50], 2-49  
 Latch, Swing, Lh, 2-33  
 Latch, Swing, Rh, 2-33  
 Lift Wldt, Lower, Link, Lh, 3-3  
 Lift Wldt, Lower, Link, Rh, 2-31  
 Light Assy, Pre-Sweep, Afmkt, 3-21  
 Light, Spot, Blue, Led, 3-49  
 Light, Strobe, Amb, 12-48vdc [Led], 3-19, 3-21

## CROSS REFERENCE

Link Wldt, Oprtr Station, 2-13  
Link, Oprtr Station, 2-13

### M

Manifold, Battery [Trojan Hydrolink], 3-27  
Manual, Oprtr [S16 Elec, Bg Ce], 3-50  
Manual, Oprtr [S16 Elec, Cz Ce], 3-50  
Manual, Oprtr [S16 Elec, De Ce], 3-50  
Manual, Oprtr [S16 Elec, Dk Ce], 3-50  
Manual, Oprtr [S16 Elec, Ee Ce], 3-50  
Manual, Oprtr [S16 Elec, En Ce], 3-50  
Manual, Oprtr [S16 Elec, Es Ce], 3-50  
Manual, Oprtr [S16 Elec, Fi Ce], 3-50  
Manual, Oprtr [S16 Elec, Fr Ce], 3-50  
Manual, Oprtr [S16 Elec, Gr Ce], 3-50  
Manual, Oprtr [S16 Elec, Hr], 3-50  
Manual, Oprtr [S16 Elec, Hu Ce], 3-50  
Manual, Oprtr [S16 Elec, It Ce], 3-50  
Manual, Oprtr [S16 Elec, Lt Ce], 3-50  
Manual, Oprtr [S16 Elec, Lv Ce], 3-50  
Manual, Oprtr [S16 Elec, Ni Ce], 3-50  
Manual, Oprtr [S16 Elec, No Ce], 3-50  
Manual, Oprtr [S16 Elec, Pl Ce], 3-50  
Manual, Oprtr [S16 Elec, Pt Ce], 3-50  
Manual, Oprtr [S16 Elec, Ro Ce], 3-50  
Manual, Oprtr [S16 Elec, Ru Ce], 3-50  
Manual, Oprtr [S16 Elec, Se Ce], 3-50  
Manual, Oprtr [S16 Elec, Si Ce], 3-50  
Manual, Oprtr [S16 Elec, Sk Ce], 3-50  
Manual, Oprtr [S16 Elec, Tr Ce], 3-50  
Manual, Parts [S16 Elec, En Ce], 3-50  
Manual, Service [S16 Ele, En], 3-50  
Membrane Kit, Ci [S16], 2-11  
Molding, Afmkt, Trim, Pvc, .08 .11, 01ft, 3-7  
Motor Wldt, Mtg, Brush, Lh, 3-3  
Motor Wldt, Mtg, Brush, Rh, 2-31  
Motor, Ele, 36vdc 0070rpm 0.16hp Gear, 2-31, 3-3  
Motor, Ele, 36vdc 1900rpm 1.0hp, 2-21  
Motor, Ele, 36vdc, Shagr, Ul, 2-37  
Mount Wldt, Actuator, Swp, 2-25

### N

Nameplate, Tennant, Domed, 2-71  
Nut, Hex, Flexlock, .31-18, 3-23, 3-25  
Nut, Hex, Flng, M8 X 1.25, 2-35, 3-7, 3-17  
Nut, Hex, Jam, .25-20, 2-13, 2-17  
Nut, Hex, Jam, M8 X 1.25, 2-31, 3-3  
Nut, Hex, Lock, .31-18, Ni, 2-13  
Nut, Hex, Lock, .31-18, Ni, Ss, 2-15, 2-17  
Nut, Hex, Lock, M10 X 1.5, Ni, 2-19, 2-35, 3-9  
Nut, Hex, Lock, M12 X 1.75, Ni, 2-11, 2-43  
Nut, Hex, Lock, M3 X 0.50, Ni, Ss, 3-45  
Nut, Hex, Lock, M5 X 0.80, Ni, Ss, 2-11, 2-17, 2-49  
Nut, Hex, Lock, M6 X 1.00, Ni, 2-13, 2-35, 2-37, 2-39, 2-51  
Nut, Hex, Lock, M6 X 1.00, Ni, Ss, 2-5, 2-11, 2-13, 2-17, 2-21, 2-27, 2-29, 2-31, 3-3, 3-11, 3-15  
Nut, Hex, Lock, M8 X 1.25, Ni, 2-5, 2-11, 2-13, 2-19, 2-23, 2-27, 3-11, 3-15, 3-29, 3-41

Nut, Hex, Lock, M8 X 1.25, Ni, Ss, 2-25, 2-27, 2-33, 2-37, 2-45, 3-7, 3-9  
Nut, Hex, M5 X 0.80 X 16, 8.8, 2-23, 2-31, 3-3  
Nut, Hex, Std, M10 X 1.50, Ss, 3-47  
Nut, Hex, Std, M6 X 1.00, Ss, 2-23  
Nut, Hex, Std, M8 X 1.25, Ss, 2-51

### O

Ohg Kit, Ci [S16], 3-9

### P

Pad, Grip, 2-27  
Panel Wldt, Console, Lh, 2-11  
Panel, Access, Front, Afmkt [Emea], 2-9  
Panel, Overlay [Jetmore Membrane], 2-11  
Part Kit, Station, Oprtn, Plstc [2Pc=1Kit], 2-13  
Pedal Assy, Accelerator, Brake, 4-2  
Pedal Assy, Accelerator, Brake (See Breakdowns), 2-9  
Pedal Kit, Swp, Ci, 2-27  
Pedal Wldt, Skirt, 2-27  
Pedal, Brake, W/ Tread, 4-2  
Pedal, Propel, W/ Tread, 4-2  
Pin, 0.87d 01.8l, 1/M6 X 1.0, 1cham,Stl, 2-45  
Pin, Clevis, 0.19d X 1.00l, 2-27  
Pin, Clevis, 0.31d X 1.75l, 2-31, 3-3  
Pin, Clevis, 0.37d X 0.75l, 2-49  
Pin, Clevis, 0.37d X 3.25l, 2-5, 2-25, 3-11, 3-15  
Pin, Clevis, 0.50d X 3.00l, 2-25  
Pin, Clevis, 0.50d X 6.00l, 2-31, 3-3  
Pin, Clevis, 0.88d X 3.00l, 2-45  
Pin, Clevis, 10mmd X 040mml, 2-41  
Pin, Clevis, 10mmd X 60mml [304ss], 2-41  
Pin, Clevis, 8mmd X 100mml [304ss], 2-31, 3-3  
Pin, Cotter, .094 X 0.75, 3-7  
Pin, Cotter, .125 X 1.25, 2-45  
Pin, Cotter, Hair, 0.31d .058 Wir, 2-17, 2-27  
Pin, Cotter, Hair, 0.38d .054 Wir, 2-31, 3-3  
Pin, Cotter, Hair, 0.38d .072 Wir, 2-41  
Pin, Cotter, Hair, 0.38d .093 Wir, 2-5, 2-25, 2-31, 2-49, 3-3  
Pin, Hair, Cotter, 0.62d .120 Wir, 2-31, 3-3  
Pin, Hitch, .375d X 1.80l, Ss, 2-33  
Pin, Roll, .250d X 2.00l, .250/.256, 2-31, 3-3  
Pivot Wldt, 2-41  
Pivot Wldt, Lh, 2-41  
Plate Wldt, Mtg, Fan, 2-37  
Plate Wldt, Mtg, Fan [Hepa], 3-17  
Plate Wldt, Mtg, Hppr, Lh, 2-41  
Plate Wldt, Mtg, Hppr, Rh, 2-41  
Plate Wldt, Mtg, Skirt, Lh, 3-11  
Plate Wldt, Mtg, Sppt, Seat, 2-13  
Plate Wldt, Mtg, W/Label, Aftmkt, Ce, 2-13  
Plate Wldt, Mtg, Wand, 3-5  
Plate Wldt, Permafilter, 2-39  
Plate Wldt, Retainer, Skirt, 2-29  
Plate Wldt, Shagr, Fltr, 2-37  
Plate Wldt, Skirt, Lh, 2-29  
Plate Wldt, Skirt, Rh, 2-29  
Plate Wldt, Spacer, Bottom, 2-19  
Plate Wldt, Spring, Latch, Lh, 2-33  
Plate Wldt, Spring, Latch, Rh, 2-33  
Plate Wldt, Tower, Adj, 2-43  
Plate Wldt, Wheel, Axle, 2-19  
Plate, Adapter, Brush, 2-31, 3-3  
Plate, Adjust, 2-23  
Plate, Backing, Switch, 3-45  
Plate, Brg, Adapter, 2-27  
Plate, Console, Rh Spacer, 2-11  
Plate, Coupler, 2-41  
Plate, Cover, 2-35  
Plate, Cover, Front Rh, 2-7  
Plate, Cover, Side, 2-7  
Plate, Cyl, Mount, 2-45  
Plate, Door, Brush, Skirt, 3-13  
Plate, Follower, 2-41  
Plate, Handle, 3-47  
Plate, Harness, 2-19  
Plate, Hppr, Pivot, 2-41  
Plate, Latch [T17], 2-7  
Plate, Link, 2-27  
Plate, Pin, Clevis, Upper, 2-45  
Plate, Raceway, 2-5  
Plate, Retainer, 2-43, 3-43  
Plate, Retainer, Skirt, Hepa, 3-11, 3-15  
Plate, Retaining, Skirt, 2-29  
Plate, Safety, Cyl, 2-45  
Plate, Skirt, 3-11  
Plate, Spacer, Top, 2-19  
Plate, Stop, Door, Brush, 2-5  
Plate, Thread, Switch, M3 Nut, 96hr Pl, 2-25, 2-43, 3-5  
Plate, Washer, 2-39  
Plug, Drive, Brush, 2-21  
Plug, Drive, Brush, Spl, 2-23  
Plug, Hole, Rnd, 0.25h 0.8l, Brb, Nyl, 2-5  
Plug, Hole, Rnd, 0.44h .03-.12, Blk Nyl, 2-5  
Plug, Hole, Rnd, 1.00h .03-.12, Blk Nyl, 3-7  
Plug, Hole, Rnd, 1.25h .03-.12, Blk Nyl, 2-5  
Plug, Hole, Rt, Rocker Switch, .87 X 1.7, 2-11  
Pulley, Tension, 4-3  
Pump Kit, Fill, Hand, Battery, 3-27, 3-39  
Pump, Hand, Battery, 3-26  
Pump, Hyd, 36vdc, Isolated, 2-45  
Pump, In- Tank, 13.5vdc 3.5lpm, 3-29, 3-41

### R

Rail, Sl, T, 2-27  
Relay, 36vdc, 025a, Spdt, 2-49, 3-7  
Retainer Wldt, Bracket, 2-27  
Retainer Wldt, Skirt, Rh, 2-29  
Retainer, Brg, 2-23  
Retainer, Ring, 2-41  
Retainer, Skirt, Lh, 2-29  
Retainer, Skirt, Rh, 2-29  
Ring, Retaining, Ext, 0.75D, Hd, 2-11  
Ring, Retaining, Ext, 1.00d, 2-41  
Ring, Retaining, Ext, 1.375od, 2-19  
Ring, Retaining, Int, 2.00d, 2-41  
Rivet, Blind, .154d X 0.55 X .38d, Ss, 3-47



Rivet, Blind, .188d X 0.45 X .62d, Alm, 2-27  
 Rod, Thrd, Full, M10 X 1.5 12.2l, 3-47

**S**

Screw, Btn, M5 X 0.8 X 16, 8.8, NI, Torx, 3-19, 3-21  
 Screw, Btn, M8 X 1.25 X 16, Ss, 2-43  
 Screw, Btn, M8 X 1.25 X 25, Ss, 2-23  
 Screw, Flt, Soc, M8 X 1.25 X 25, 10.9 (High Dump Only), 2-5  
 Screw, Hex, .25-20 X 0.50, G5, 3-19, 3-21  
 Screw, Hex, M10 X 1.5 X 30, 9.8, Sems, 2-23  
 Screw, Hex, M10 X 1.50 X 25, NI, Ss, 2-21, 2-23  
 Screw, Hex, M10 X 1.50 X 25, Ss, 2-41  
 Screw, Hex, M10 X 1.50 X 30, 8.8, 2-19, 2-39, 2-45, 3-9  
 Screw, Hex, M10 X 1.50 X 30, 8.8 (High Dump Only), 2-19  
 Screw, Hex, M10 X 1.50 X 35, 8.8, 2-33  
 Screw, Hex, M10 X 1.50 X 35, 8.8 (Low Dump Only), 2-19  
 Screw, Hex, M10 X 1.50 X 80, 8.8, 2-35  
 Screw, Hex, M10 X 1.50 X 90, 8.8, 3-5  
 Screw, Hex, M10x 1.50 x 25, 8.8, 2-9  
 Screw, Hex, M10x1.50x25, 8.8, 2-5, 2-13, 2-19, 2-29  
 Screw, Hex, M12 X 1.75 X 25, 8.8, 2-19  
 Screw, Hex, M12 X 1.75 X 30, 8.8, 2-43  
 Screw, Hex, M12 X 1.75 X 35, 8.8, 2-43  
 Screw, Hex, M12 X 1.75 X 40, 8.8, 2-43  
 Screw, Hex, M5 X 0.80 X 12, Ss, 2-23  
 Screw, Hex, M5 X 0.80 X 16, Ss, 2-17, 2-49  
 Screw, Hex, M6 X 1.00 X 12, NI, Ss, 2-35, 2-37  
 Screw, Hex, M6 X 1.00 X 12, Ss, 2-39, 3-7, 3-17  
 Screw, Hex, M6 X 1.00 X 16, 8.8, 2-5, 2-21, 2-35, 2-51  
 Screw, Hex, M6 X 1.00 X 16, NI, Ss, 2-37, 3-17  
 Screw, Hex, M6 X 1.00 X 16, Sems, Ss, 2-7, 2-33, 2-37, 2-43, 2-45, 2-47, 2-49, 3-5, 3-17, 3-29, 3-41, 3-45  
 Screw, Hex, M6 X 1.00 X 16, Ss, Sems, 2-17  
 Screw, Hex, M6 X 1.00 X 20, NI, Ss, 2-5, 2-21, 2-27, 2-29, 3-11, 3-13, 3-15, 3-43  
 Screw, Hex, M6 X 1.00 X 20, Ss, 2-13  
 Screw, Hex, M6 X 1.00 X 25, Ss, 3-29, 3-41  
 Screw, Hex, M6 X 1.00 X 35, 8.8, 2-51  
 Screw, Hex, M6 X 1.00 X 45, 8.8, 2-31, 3-3  
 Screw, Hex, M6 X 1.00 X 80, Ss, 3-7  
 Screw, Hex, M8 X 1.25 X 12, Ss, 2-49  
 Screw, Hex, M8 X 1.25 X 16, Ss, 2-9  
 Screw, Hex, M8 X 1.25 X 20, 8.8, 2-11  
 Screw, Hex, M8 X 1.25 X 20, NI, Ss, 2-39  
 Screw, Hex, M8 X 1.25 X 20, Ss, Sems, 2-5, 2-9, 2-13, 2-17, 2-23, 2-33, 2-41, 2-49, 3-11, 3-13, 3-15, 3-19, 3-21  
 Screw, Hex, M8 X 1.25 X 25, 8.8, 2-5, 2-11

Screw, Hex, M8 X 1.25 X 25, Ss, 2-19, 2-25, 3-7, 3-29, 3-41  
 Screw, Hex, M8 X 1.25 X 25, Ss, Sems, 2-25, 2-27, 2-31, 3-3, 3-9  
 Screw, Hex, M8 X 1.25 X 30, NI, Ss, 2-23, 3-13  
 Screw, Hex, M8 X 1.25 X 30, Ss, 3-43  
 Screw, Hex, M8 X 1.25 X 30, Ss, Sems, 2-5, 2-21  
 Screw, Hex, M8 X 1.25 X 35, FI, Ss, 2-27  
 Screw, Hex, M8 X 1.25 X 35, NI, Ss, 2-33  
 Screw, Hex, M8 X 1.25 X 40, Ss, 2-13, 2-23  
 Screw, Hex, M8 X 1.25 X 60, FI, Ss, 2-31, 3-3  
 Screw, Pan, Phl, .31-18 X 1.00, G2, 2-15, 2-17  
 Screw, Pan, Phl, 06 X 0.50, Fmg/Ab, Blk, 2-11  
 Screw, Pan, Phl, 06-20 X 0.50, Fmg/Ab, 3-21  
 Screw, Pan, Phl, 12-16 X 0.50, F/ Plstc, 2-45  
 Screw, Pan, Phl, M3 X 0.50 X 10, 4.8, 3-21  
 Screw, Pan, Phl, M3 X 0.50 X 16, 4.8, 2-45  
 Screw, Pan, Phl, M3 X 0.50 X 20, 4.8, 3-45  
 Screw, Pan, Phl, M3 X 0.50 X 25, 4.8, 2-25, 2-43, 3-5  
 Screw, Pan, Phl, M3 X 0.50 X 30, 4.8, 2-43  
 Screw, Pan, Phl, M4 X 0.70 X 10, 4.8, 3-7  
 Screw, Pan, Phl, M4 X 0.70 X 16, 4.8, 2-37, 2-47, 3-21  
 Screw, Pan, Phl, M4 X 0.70 X 6, 4.8, 2-35  
 Screw, Pan, Phl, M5X0.80 X 40, 4.8, 2-9  
 Screw, Pan, Phl, M6 X 1.00 X 20, 4.8, 1-1, 2-21  
 Screw, Pan, Phl, M6 X 1.00 X 25, 4.8, 2-13  
 Screw, Pan, Phl, M6 X 1.00 X 35, 4.8, 2-51  
 Screw, Set, M8 X 1.25 X 35, NI, 2-49  
 Screw, Soc, M10 X 1.50 X 30, 12.9, 2-39  
 Seal, Afmkt, Bulb, Str, .50d F/11ga 08ft, 3-48  
 Seal, Afmkt, Bulb, Str, .75d F/07ga 01ft, 2-9  
 Seal, Afmkt, Bulb, Str, 1.12, 0.88w 08ft, 2-39  
 Seal, Afmkt, Rbr, Clsd, Adh, 02ft, 2-49  
 Seal, Afmkt, Rbr, Clsd, Adh, 08ft, 2-39  
 Seal, Afmkt, Rbr, Open, Adh, 08ft, 2-37  
 Seal, Afmkt, Ure, Adh, 0.38, 0.75w 08ft, 3-7  
 Seal, Afmkt, Wiper, 03ft, 3-13  
 Seal, Foam, 3-7  
 Seal, Foam, 0.50, 1.00w, 13.6l, 2-35  
 Seal, Foam, 1.00 1.00w 5.0l, 2-39  
 Seal, Lip, 90, 1.3w . Grip 050.0l, 2-9  
 Seal, Rbr, Clsd, .50, .50w, Adh, Afmkt, 3-13  
 Seal, Rbr, Clsd, 0.375, 5.0d 2.5h, 3-7  
 Seal, Skirt, 3-11, 3-15  
 Seat Kit, Deluxe, Ci [S16], 2-17  
 Seat Kit, Std, Ci [T12], 2-15  
 Seat, Dlx, W/ Armrests & Orange Seatbelt, 2-17  
 Seat, Std [Milsco], 2-15  
 Seatbelt, Orange, Retractable, Afmkt, 2-17  
 Sensor Assy, Pressure, 0.18 Psi, 3-17  
 Sensor, Position [Hall], 4-2

Sensor, Press, 5.0 Inch, 2-35  
 Shaft Assy, Steering, Basic, 2-11  
 Shaft, Crank Wldt, 2-27  
 Shaft, Drive, Brush, 2-21  
 Shaft, Pivot, 2-35  
 Sheave, 09grv, 1.61pd 0.55b [Pj], 2-21  
 Sheave, 09grv, 4.13pd 0.75b [Pj], 2-21  
 Shock Absorber, 2.3 Strk, 2-23  
 Shroud, Front, Afmkt [T12], 2-9  
 Skirt Assy, Front [Light Litter], 1-1, 3-48  
 Skirt Assy, Front [Sand], 1-1  
 Skirt Kit, Debris, Lrg, Swp, Ci, 2-27  
 Skirt Kit, Front, Swp, Ci, 2-27  
 Skirt, Brush, Side, 1-1, 3-11, 3-15  
 Skirt, Door, 1-1, 3-13  
 Skirt, Front, 1-1, 3-11, 3-15  
 Skirt, Hinge, 2-27  
 Skirt, Rear, Side, 3-13  
 Skirt, Recirculation, 1-1, 2-29  
 Skirt, Swp, 1-1, 2-29  
 Skirt, Swp, Lh, 1-1, 2-29  
 Skirt, Swp, Lh [Carpet], 1-1, 3-48  
 Skirt, Swp, Rear, 1-1, 2-29  
 Skirt, Swp, Rh, 1-1, 2-29  
 Skirt, Swp, Rh [Carpet], 1-1, 3-48  
 Sleeve, 10.1mmb 16.0mmd 9.5mml, 2-41  
 Sleeve, 25.0mmd 12.2mmb 11.8mml, 2-43  
 Sleeve, Flange, 2-13  
 Sleeve, P/M, 0.25b 0.38d 0.1l [430ss], 2-17  
 Sleeve, P/M, 0.25b 0.38d 0.2l [430ss], 2-35  
 Sleeve, P/M, 0.25b 0.38d 0.8l, 2-51  
 Sleeve, P/M, 0.32b 0.44d 0.2l [430ss], 2-13  
 Sleeve, P/M, 0.32b 0.50d 0.5l [430ss], 2-17  
 Sleeve, P/M, 0.32b 0.50d 0.7l [430ss], 2-23, 3-43  
 Sleeve, P/M, 0.50b 0.63d 0.3l, Pl, 2-25  
 Spacer, 0.39b, 0.50d, 0.12l, 2-11  
 Spacer, Battery, 0.50 X 3.0 X 10.0, 3-23, 3-25, 3-31, 3-33, 3-35  
 Spacer, Battery, 0.75 X 3.0 X 12.5, 3-23, 3-25  
 Spacer, Battery, 0.75 X 3.0 X 21.0, 3-23, 3-36, 3-37  
 Spacer, Battery, Foam, 1.25 X 3.3 X 13.7, 3-23, 3-25, 3-31, 3-33, 3-35, 3-37  
 Spacer, Battery, Foam, 3.25 X 7.5 X 7, 3-23, 3-25  
 Spacer, Brg, 2-21  
 Spacer, Brush, 2-31, 3-3  
 Spacer, Plstc, 0.20b 0.32d 0.47l, Nyl, 2-11  
 Spacer, Rnd, .38b .88d .38l, 2-15, 2-17  
 Spring, Extn, 0.35od 0.05wir 02.8l, 4-2  
 Spring, Extn, 0.50od 0.06wir 04.0l, 2-27, 2-33  
 Spring, Extn, 0.50od 0.07wir 03.0l, 4-2  
 Spring, Extn, 0.75od 0.07wir 03.5l, 3-5  
 Spring, Extn, 0.96od 0.12wir 8.73l, 2-23  
 Spring, Extn, 1.00od 0.11wir 4.50l, 2-25  
 Spring, Extn, 1.05od 0.13wir 5.00l, 2-31, 3-3  
 Spring, Tors, 0.55id .05wir 04.0coil, 4-2  
 Spring, Tors, 0.75id .06wir 02.8coil, 3-7  
 Spring, Tors, 0.87id .25wir 13.0coil, Rh, 2-31, 3-3

## CROSS REFERENCE

Stand- Off, Circuitboard [0.25"], 2-47  
Stand- Off, Wir, M8, Insulator, Panel, 2-49  
Steer- Control Assy, Wheel Drive, 4-3  
Steer- Control Assy, Wheel Drive [T12]  
(See Breakdowns), 2-19  
Stop Wldt, Lh, 2-39  
Stop Wldt, Rh, 2-39  
Strainrelief, 2-37  
Strap, Skirt, Front, 3-15  
Strap, Static, W/Grommet, .19 1.1w 25.0l,  
2-5  
Stud, Ball, .39d .31- 18, 2-13, 2-17  
Stud, Ball, 10mm Ball, M8x1.25 Stud,  
2-35, 3-7, 3-17  
Switch Wldt, Hppr, 2-43  
Switch, 0.1a, Spdt[Micro, Gold Contacts],  
2-25, 2-43, 3-5  
Switch, Ignition [Merit Gmbh], 2-11  
Switch, Rocker, Dpdt, On / None / On, 2-11  
Switch, Rocker, Prgrsv, 2-11, 3-19, 3-21  
Switch, Safety, Shutoff, 2-11  
Switch, Seat, No [Delta 6440-04], 2-15,  
2-17  
Switch, Snap, 15a, Rlr, 3-45  
Switch, Thermal, 160deg, Spdt, 2-37  
Switch, Wobble, Spdt, 250vac, 15a, 2-43

### T

Tag, Attention [Fill Abw Tank], 3-29, 3-41  
Taillight [24- 36vdc, Jw Speaker], 3-21  
Tank Assy, Abw 4.0l, 3-29, 3-41  
Tank, Water, 30.0L, Battery Fill Sys, 3-39  
Tie, Cable, 11.3l, 2.75d Max, 3-43  
Tie, Cable, Nyl, 11.0l, .14w, 3.0 Max. D,  
2-9, 3-27  
Tire Assy, Solid, 300mm X 100mm, Ure,  
2-19  
Tool, Installation, Belt, 1-1, 2-21  
Tower Wldt, Ld, Left (Low Dump Only), 2-5  
Tower Wldt, Ld, Right (Low Dump Only),  
2-5  
Tower Wldt, Left, Afmkt [S16 Emea] (High  
Dump Only), 2-5  
Tower Wldt, Right, Afmkt [S16 Emea]  
(High Dump Only), 2-5  
Track, Slide, Seat Adj, 12.5l, 2-15, 2-17  
Track, Slide, Seat Adj, 12.5l, W/Latch,  
2-15, 2-17  
Tray, Battery, 2-53  
Tread, Non- Skid- Step, 5.5w 13.8l, 2-5  
Tube Wldt, Base, 2-33  
Tube Wldt, Ohg, Lh, 3-9  
Tube Wldt, Ohg, Rh, 3-9  
Tube Wldt, Vacuum, 3-5  
Tube, 0.32id 0.50od 00.4l, Ss, 2-33  
Tube, 0.33id 0.51od 00.8l, Stil, Pl, 2-33  
Tube, 0.38id 0.500d 2.19l, Ss, 3-7  
Tube, 0.41id 0.75od 02.56l, Stil, 3-5  
Tube, Handle, 3-47  
Tube, Vacuum, Alm, 3-5

### V

Valve, Ball, Bm06/Bm06, Pvc, W/Handle,  
2-53

### W

Washer, Flat, 0.17b 0.31d .03, Nyl, 2-47  
Washer, Flat, 0.19b 0.44d .05, Pl, 08, 2-17,  
2-37, 3-7  
Washer, Flat, 0.22b 0.44d .03, Nyl, 2-11  
Washer, Flat, 0.25, Fendr, 2-13  
Washer, Flat, 0.25, Sae, 2-51, 3-7, 3-19,  
3-21  
Washer, Flat, 0.25, Std, 2-35  
Washer, Flat, 0.25b 0.56d .05, Pl, 10, 2-13,  
2-31, 3-3  
Washer, Flat, 0.25B 0.56D, .05, Pl, 10, 2-9  
Washer, Flat, 0.25b 1.12d .12, Ss, 2-29  
Washer, Flat, 0.27b 0.69d .05, Ss, 2-5,  
2-11, 2-17, 2-21, 2-27, 2-29, 2-31,  
2-35, 2-37, 2-39, 3-3, 3-11, 3-13, 3-15,  
3-17, 3-29, 3-41, 3-43  
Washer, Flat, 0.28b 1.00d .06, Stil, 2-17,  
3-7  
Washer, Flat, 0.31, Sae, 2-27, 2-51, 3-29,  
3-41, 3-43, 3-45  
Washer, Flat, 0.31, Std, 2-9, 2-11, 2-13,  
2-19, 2-33, 2-37  
Washer, Flat, 0.32b 1.00d .12, Ss, 2-21,  
2-23, 2-27, 2-39  
Washer, Flat, 0.34b 1.25d .11, Ss, 3-13  
Washer, Flat, 0.38, Std, 2-5, 2-9, 2-13,  
2-19, 2-29, 2-33, 2-39, 2-41, 2-45,  
3-5, 3-9  
Washer, Flat, 0.38b 0.88d .08, Ss, 2-15,  
2-17, 2-23, 2-25, 2-31, 2-45, 2-49,  
3-3, 3-7, 3-9, 3-11, 3-15  
Washer, Flat, 0.40b 1.12d .12, Ss, 2-41  
Washer, Flat, 0.41b 1.50d .19, Stil, Pl, 2-35  
Washer, Flat, 0.44b 1.00d .08, Ss, 2-23,  
2-45  
Washer, Flat, 0.50, Std, 2-11  
Washer, Flat, 0.51b 1.00d .03, Nyl, 2-23,  
2-27  
Washer, Flat, 0.52b 1.25d .06, Nyl, 2-33  
Washer, Flat, 0.53b 1.06d .10, Stil, Pl,  
2-25, 2-33, 2-43  
Washer, Flat, 0.56b 1.38d .11, Ss, 2-25,  
2-31, 3-3  
Washer, Flat, 0.56b 1.38d .11, Stil, Pl, 2-43  
Washer, Flat, 0.66b 2.50d .12, Ss, 2-31,  
3-3  
Washer, Flat, 0.67b 1.00d .13l, Nyl, 2-41  
Washer, Flat, 0.88, Sae, 2-45  
Washer, Flat, 0.91b 1.38d .06, Stil, Pl, 2-11  
Washer, Flat, 1.26b 3.00d .12, Pye, 2-43  
Washer, Flat, 10, Ss, 2-49  
Washer, Flat, Belleville, .25, 2-21  
Washer, Lock, Int- Ext, 0.25, 2-11, 2-37,  
2-39, 2-47, 3-17, 3-43, 3-45  
Washer, Lock, Int- Ext, 0.31, 2-5, 2-37  
Washer, Lock, Int, 0.25, 2-51  
Washer, Lock, Int, 0.31, 2-19, 2-51, 3-43,  
3-45  
Washer, Lock, Int, 04, 3-45  
Washer, Thrust, 0.51b 1.00d 0.12w, Brz,  
2-31, 3-3  
Wheel Assy, Drive, Ac, W/ Brake, 2-19  
Wheel, 04.0d 2.56w 0.41b, 1-1, 2-5, 3-11,  
3-15  
Wheel, Caster, 5.0 D, Non Swivel, 2-33  
Wheel, Steering, 14.0d, Taper Bore, 2-11

Wire, Tie [W/.25" Fir Tree Clip], 2-5, 2-25,  
2-31, 2-35, 2-43, 2-47, 2-53, 3-3,  
3-19, 3-21, 3-29, 3-41